

DingdongVC's SUMMER RESORT



INSTRUCTION BOOKLET

WARNING: PLEASE CAREFULLY READ THIS INSTRUCTION BOOKLET AND THE CONSUMER INFORMATION BEFORE PLAYING THIS GAME. FAILURE TO FOLLOW ALL INSTRUCTIONS COULD RESULT IN SOMETHING OR OTHER.

A VERY SMALL PORTION OF THE POPULATION HAVE A CONDITION WHICH MAY CAUSE THEM TO EXPERIENCE EPILEPTIC SEIZURES OR HAVE MOMENTARY LOSS OF CONSCIOUSNESS WHEN VIEWING CERTAIN KINDS OF FLASHING LIGHTS OR PATTERNS THAT ARE COMMONLY PRESENT IN OUR DAILY ENVIRONMENT. THESE PERSONS MAY EXPERIENCE SEIZURES WHILE WATCHING SOME KINDS OF TELEVISION PICTURES OR PLAYING CERTAIN VIDEO GAMES. PLAYERS WHO HAVE NOT HAD ANY PREVIOUS SEIZURES MAY NONTHELESS HAVE AN UNDETECTED EPILEPTIC CONDITION.

IF YOU OR ANYONE IN YOUR FAMILY HAS EXPERIENCE SYMPTOMS LINKED TO AN EPILEPTIC CONDITION (E.G., A SEIZURE OR LOSS OF AWARENESS), IMMEDIATELY CONSULT YOUR PHYSICIAN BEFORE USING ANY VIDEO GAMES.

SOME PEOPLE MAY EXPERIENCE FATIGUE OR DISCOMFORT AFTER PLAYING FOR A LONG TIME. REGARDLESS OF HOW YOU FEEL, YOU SHOULD ALWAYS TAKE A 10 TO 15 MINUTE BREAK EVERY HOUR WHILE PLAYING. IF YOUR HANDS OR ARMS BECOME TIRED OR UNCOMFORTABLE WHILE PLAYING, STOP AND REST. IF YOU CONTINUE TO EXPERIENCE SORENESS OR DISCOMFORT DURING OR AFTER PLAY, LISTEN TO THE SIGNALS YOUR BODY IS GIVING YOU. STOP PLAYING AND CONSULT A DOCTOR. FAILURE TO DO SO COULD RESULT IN A LONG TERM INJURY.

ALL MATERIAL FEATURED IN THIS GAME IS FICTIONAL. THIS GAME IS NOT FOR PURCHASE OR SALE. THIS GAME IS A WORK OF PARODY.



CONTENTS

2. STORY
3. CONTROLS
4. START-UP
5. CONFIGURATION
6. THE RESORT
7. HOW TO PLAY
8. BASICS
9. TIPS & TRICKS
10. NOTES
11. CREDITS



THE BIG PREMIERE

*Ding Dong has just received an exclusive invitation to a luxurious 5-star gaming resort, with the highlight of his stay being the world premiere screening of the **DINGDONGVG GAMING AWARDS!***


*In the absence of the **ELECTRONIC ENTERTAINMENT EXPO**, this resort has become the hotspot for a wide assortment of gaming personalities, video game mascots, and beloved sponsored products!*

Arriving at the resort - it seems that not everything is going according to plan...

*Can you prepare everything in time for **THE BIG PREMIERE?***

KEYBOARD CONTROLS

MOVEMENT:



Use **ARROW KEYS** or **WASD** to move.
Double-tap in a direction to **RUN**.

(Can also be used in menu screens.)


MENU/CONFIRM:

Use **RETURN** or **SPACEBAR** to both open your **INVENTORY** or to **CONFIRM** and close dialog boxes.



TOUCH CONTROLS

MOVEMENT:



MENU/CONFIRM:





TITLE SCREEN

NOW LOADING:

When the game has finished loading a START BUTTON will appear. Click the START BUTTON to go to the MAIN MENU.



MAIN MENU



NEW GAME:

Starts a new save file from the beginning of the game.

(Unlockable content remains saved.)

LOAD GAME:

Loads your previously saved game.

OPTIONS:

Allows you to change game settings or view the game's credits.



OPTIONS

CONTROLS:

Allows you to choose between TOUCH or KEYBOARD controls.

CREDITS:

View the game's credits.

GO BACK:

Returns you to the MAIN MENU.



CONTROLS



OR



KEYBOARD:

Changes the control scheme to use the ARROW-KEYS & the RETURN KEY.

(WASD & SPACEBAR can also be used .)

TOUCH:

Enables an on-screen directional pad for touch-based controls.

(Turn this on if you play on MOBILE !)



HOLD to SKIP INTRO



INTRO CUTSCENE:

You can skip the opening cutscene to the game by holding ANY KEY down, or TAPPING and HOLDING.

GAME LAYOUT



- A:** This is YOU!
- B:** Open the INFO tab about the game.
- C:** Mute or unmute the game audio.
- D:** NPC. (Bump to talk.)
- E:** Sign. (Bump to read.)
- F:** Item. (Bump to collect.)



PLAYING THE GAME

YOUR GOAL:

Tonight is THE BIG PREMIERE and vital components have gone missing! Your goal is go locate any of the missing items needed for the premiere to ensure it goes off without a hitch. Talk to NPCs around the resort to find clues towards locating everything needed.

For more information on your current objective - visit the INFO BOOTH or talk to JEFF KELLY!



RUNNING:

By double-tapping a direction you can start RUNNING.

(Press repeatedly to go even faster!)

INVENTORY:

Press the MENU button to open up your INVENTORY at any point. TAP an item to highlight it.

(Tap outside INVENTORY to CLOSE.)



(The game will automatically save your progress.)



IMPORTANT PEOPLE




INFO BOOTH:

Learn about what's currently happening at the resort.



JEFF KELLY:

Check the status of your current objective.



RAFT RENTAL:

Rent a RAFT from here to travel over water with.



JULIAN:

Allows you to enter a password to use.

PASSWORD ENTRY



ENTERING A CODE:

If you want to enter a password then you'll need to find JULIAN. Talking to him will take you to the PASSWORD ENTRY room.



RENTING A RAFT

THIRSTY WORKER:

Being out in the sun all day has really made the owner of the RAFT RENTAL hut thirsty.

Try to see if you can find someone who may provide you with a RECOVERY drink of some sort...



SWAP MEET



GAME TRADING:

There are a lot of recognizable faces out on the beach having a swap meet.

Seems like everybody is really interested in trading rare and obscure gaming hardware between each other.

Dance Summit



BEST TIME!

~~0:56.16~~

~~34.07~~
= 30:00

UP
LEFT
DOWN
LEFT
LEFT

IT'S DOT NET

→ DDVG

DINKO DELIGHT - 2.32\$

