

Transgender Inmate Report

February 4, 2017

OVERALL TRANS ASSIGNMENTS

SCRN M2F	14 (11.57%)
TRN F2M	13 (10.74%)
TRN M2F	94 (77.69%)
Grand Total	121 (100.00%)

TRN ASSIGNMENT by AGE GROUP

TRN F2M	18 - 25	4 (30.77%)
	26 - 35	5 (38.46%)
	36 - 45	3 (23.08%)
	46 - 55	1 (7.69%)
TRN M2F	18 - 25	9 (9.57%)
	26 - 35	31 (32.98%)
	36 - 45	39 (41.49%)
	46 - 55	12 (12.77%)
	56 - 65	3 (3.19%)

RACE

	TRN F2M	TRN M2F
African American-Non Hispanic	5 (38.46%)	23 (24.47%)
Asian		1 (1.06%)
Hispanic	3 (23.08%)	13 (13.83%)
Native American		6 (6.38%)
White-Non Hispanic	5 (38.46%)	51 (54.26%)

(b)(7)(E); (b)(7)(F)

CARE MED

	TRN F2M	TRN M2F
SCRN1		3 (3.19%)
CARE1	8 (61.54%)	35 (37.23%)
CARE2	5 (38.46%)	52 (55.32%)
CARE3		4 (4.26%)

CARE MH

	TRN F2M	TRN M2F
SCRN4-MH		1 (1.06%)
CARE1-MH	12 (92.31%)	65 (69.15%)
CARE2-MH	1 (7.69%)	24 (25.53%)
CARE3-MH		4 (4.26%)

SECURITY LEVEL

	TRN F2M	TRN M2F
HIGH		23 (24.47%)
MEDIUM		36 (38.30%)
LOW	10 (76.92%)	34 (36.17%)
MINIMUM	3 (23.08%)	1 (1.06%)

DISCIPLINARY TYPE

TRN F2M	None	8
	One 200 Level Past 2 Years	3
	Two+ 200 Level Past 2 Years	1
	Two+ 300 Level Past Year	1
TRN M2F	None	43
	Any 100 Level in Past 10 Yrs	23
	One 200 Level Past 2 Years	11
	Two+ 200 Level Past 2 Years	7
	Two+ 300 Level Past Year	4
	One 300 Level Past Year	5
	Two+ 400 Level Past Year	1

OFFENSE CAT

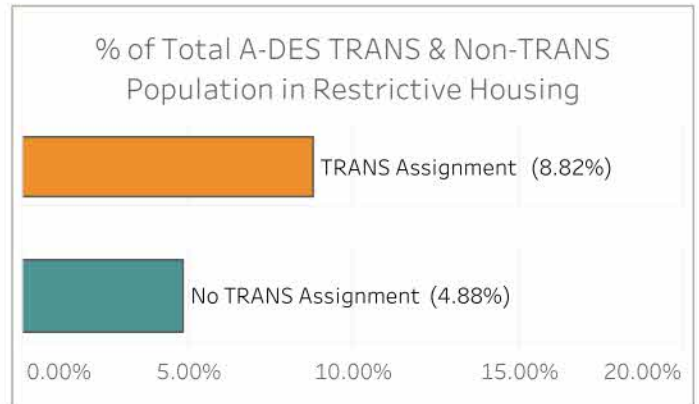
TRN F2M	01-DRUGS	30.77%
	02-WEAPONS/EXPLOSIVES	15.38%
	03-HOMICIDE/AGG ASSAULT	7.69%
	07-IMMIGRATION	15.38%
	08-FRAUD/BRIBERY/EXTORTION	7.69%
	09-SEX OFFENSES	15.38%
	13-MISCELLANEOUS	7.69%
TRN M2F	No Information	1.06%
	01-DRUGS	10.64%
	02-WEAPONS/EXPLOSIVES	9.57%
	03-HOMICIDE/AGG ASSAULT	6.38%
	04-BURGLARY/LARCENY	1.06%
	06-COURT/CORRECTIONS	2.13%
	07-IMMIGRATION	1.06%
	08-FRAUD/BRIBERY/EXTORTION	15.96%
	09-SEX OFFENSES	42.55%
	11-ROBBERY	8.51%
	13-MISCELLANEOUS	1.06%

Transgender Inmate Report

February 4, 2017

Transgender Site Locations

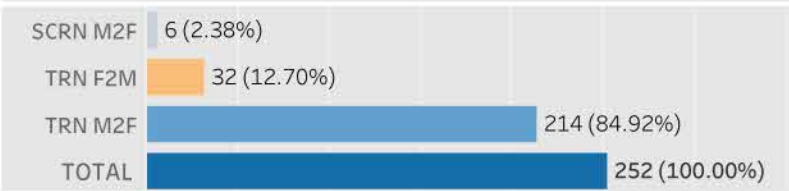
	TRN F2M	TRN M2F
ALICEVILLE FCL	3	
ATLANTA USP		1
BASTROP FCI		2
BEAUMONT MED FCI		1
BUTNER LOW FCI		1
BUTNER MED II FCI		1
CANAAN USP		2
CARSWELL FMC	6	3
DEVENS FMC		2
ELKTON FCI		7
FLORENCE FCI		1
FORREST CITY MED FCI		1
FORT DIX FCI		3
GREENVILLE FCI		1
HAZELTON FCI		2
HAZELTON USP		2
LEXINGTON FMC		1
LORETTO FCI		1
MARIANNA FCI		9
MARION USP		6
MCCREARY USP		2
MCKEAN FCI		1
MENDOTA MED FCI		2
MIAMI FCI		1
OAKDALE FCI		5
OTISVILLE FCI		2
PHILADELPHIA FDC	1	
PHOENIX FCI		1
SCHUYLKILL FCI		1
SEAGOVILLE FCI		8
SPRINGFIELD USMCFP		1
TALLAHASSEE FCI	3	
TERRE HAUTE USP		6
TEXARKANA FCI		1
TUCSON FCI		1
TUCSON USP		9
WILLIAMSBURG FCI		1



Transgender Inmate Report

March 31, 2017

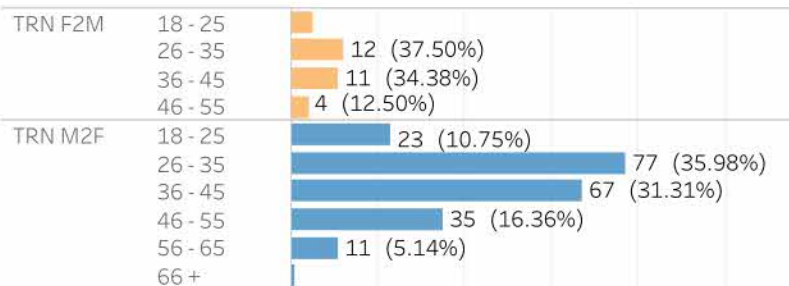
OVERALL TRANS ASSIGNMENTS



SECURITY LEVEL

	TRNF2M	TRNM2F
HIGH		45 (21.03%)
MEDIUM		95 (44.39%)
LOW	24 (75.00%)	70 (32.71%)
MINIMUM	7 (21.88%)	4 (1.87%)
UNASSG	1 (3.13%)	

TRN ASSIGNMENT by AGE GROUP



DISCIPLINARY TYPE

TRNF2M	None	14
	Any 100 Level in Past 10 Yrs	2
	Two+ 200 Level Past 2 Years	4
	One 200 Level Past 2 Years	9
	Two+ 300 Level Past Year	1
	One 300 Level Past Year	2
TRNM2F	None	95
	Any 100 Level in Past 10 Yrs	48
	Two+ 200 Level Past 2 Years	12
	One 200 Level Past 2 Years	30
	Two+ 300 Level Past Year	8
	One 300 Level Past Year	20
	Two+ 400 Level Past Year	1

RACE

	TRNF2M	TRNM2F
African American-Non Hispanic	18 (56.25%)	56 (26.17%)
Asian		2 (0.93%)
Hispanic	6 (18.75%)	33 (15.42%)
Native American		15 (7.01%)
White-Non Hispanic	8 (25.00%)	108 (50.47%)

(b)(7)(E), (b)(7)(F)

OFFENSE CAT

TRNF2M	No Information	3.13%
	01-DRUGS	37.50%
	02-WEAPONS/EXPLOSIVES	25.00%
	03-HOMICIDE/AGG ASSAULT	6.25%
	04-BURGLARY/LARCENY	3.13%
	07-IMMIGRATION	6.25%
	08-FRAUD/BRIBERY/EXTORTION	6.25%
	09-SEX OFFENSES	6.25%
	11-ROBBERY	3.13%
	13-MISCELLANEOUS	3.13%
TRNM2F	No Information	1.87%
	01-DRUGS	11.21%
	02-WEAPONS/EXPLOSIVES	8.88%
	03-HOMICIDE/AGG ASSAULT	6.54%
	04-BURGLARY/LARCENY	1.40%
	06-COURT/CORRECTIONS	1.40%
	07-IMMIGRATION	3.27%
	08-FRAUD/BRIBERY/EXTORTION	13.55%
	09-SEX OFFENSES	39.72%
	11-ROBBERY	10.75%
	13-MISCELLANEOUS	1.40%

CARE MED

	TRNF2M	TRNM2F
SCRN1		2 (0.93%)
CARE1	21 (67.74%)	97 (45.33%)
CARE2	10 (32.26%)	104 (48.60%)
CARE3		9 (4.21%)
CARE4		2 (0.93%)

CARE MH

	TRNF2M	TRNM2F
SCRN4-MH		1 (0.47%)
STDY4-MH		1 (0.47%)
CARE1-MH	26 (81.25%)	150 (70.09%)
CARE2-MH	4 (12.50%)	50 (23.36%)
CARE3-MH	2 (6.25%)	10 (4.67%)
CARE4-MH		1 (0.47%)
SCRN1-MH		1 (0.47%)


Transgender Inmate Report

March 31, 2017

Transgender Site Locations

	TRN F2M	TRN M2F
ALDERSON FPC	3	
ALICEVILLE FCL	3	
ALLENWOOD MED FCI		2
ALLENWOOD USP		1
ATLANTA USP		1
ATWATER USP		3
BASTROP FCI		3
BEAUMONT LOW FCI		5
BEAUMONT MED FCI		3
BEAUMONT USP		1
BECKLEY FCI		4
BENNETTSVILLE FCI		1
BERLIN FCI		1
BUTNER LOW FCI		3
BUTNER MED FCI		5
BUTNER MED II FCI		1
CANAAN USP		2
CARSWELL FMC	8	3
COLEMAN II USP		2
COLEMAN LOW FCI		3
CUMBERLAND FCI		2
DANBURY FCI		1
DEVENS FMC		7
EDGEFIELD FCI		2
ELKTON FCI		7
ESTILL FCI		1
FORREST CITY FCI		1
FORREST CITY MED FCI		2
FORT DIX FCI		3
GILMER FCI		3
HAZELTON FCI		3
HAZELTON USP		1
JESUP FCI		3
LA TUNA FCI		2
LEXINGTON FMC	1	1
LOMPOC FCI		1
LORETTO FCI		3
MARIANNA FCI		16
MARION USP		9
MCCREARY USP		2
MCDOWELL FCI		1
MCKEAN FCI		1
MEMPHIS FCI		1
MENDOTA MED FCI		1
MIAMI FCI		1
MILAN FCI		3
OAKDALE FCI		5
OAKDALE FDC		1
OTISVILLE FCI		2
PEKIN FCI		1
PETERSBURG FCI		2
PETERSBURG MED FCI		16
PHILADELPHIA FDC	1	
PHOENIX FCI		1
RAY BROOK FCI		1
ROCHESTER FMC		2
SAFFORD FCI		1
SCHUYLKILL FCI		3
SEAGOVILLE FCI		8
SHERIDAN FCI		1
SPRINGFIELD USMCFP		1
TALLAHASSEE FCI	10	
TERMINAL ISL FCI		3
TERRE HAUTE USP		15
TEXARKANA FCI		1
TUCSON USP		13
VICTORVILLE MED FCI		1
WASECA FCI	5	
WILLIAMSBURG FCI		1
YAZOO CITY FCI		1

% of Total A-DES TRANS & Non-TRANS
Population in Restrictive Housing



Transgender Inmate Report

April 30, 2017

OVERALL TRANS ASSIGNMENTS

SCRN M2F	3 (0.98%)
TRN F2M	48 (15.64%)
TRN M2F	256 (83.39%)
TOTAL	307 (100.00%)

TRN ASSIGNMENT by AGE GROUP

TRN F2M	18 - 25	20 (41.67%)
	26 - 35	16 (33.33%)
	36 - 45	5 (10.42%)
	46 - 55	
TRN M2F	18 - 25	25 (9.77%)
	26 - 35	95 (37.11%)
	36 - 45	83 (32.42%)
	46 - 55	38 (14.84%)
	56 - 65	13 (5.08%)
	66 +	2 (0.78%)

RACE

	TRN F2M	TRN M2F
African American-Non Hispanic	26 (54.17%)	67 (26.17%)
Asian		2 (0.78%)
Hispanic	10 (20.83%)	38 (14.84%)
Native American	1 (2.08%)	16 (6.25%)
White-Non Hispanic	11 (22.92%)	133 (51.95%)

SECURITY LEVEL

	TRN F2M	TRN M2F
HIGH		64 (25.00%)
MEDIUM		108 (42.19%)
LOW	38 (79.17%)	79 (30.86%)
MINIMUM	10 (20.83%)	4 (1.56%)
UNASSG		1 (0.39%)

DISCIPLINARY TYPE

TRN F2M	None	19
	Any 100 Level in Past 10 Yrs	4
	Two+ 200 Level Past 2 Years	5
	One 200 Level Past 2 Years	11
	Two+ 300 Level Past Year	4
	One 300 Level Past Year	4
	One 400 Level Past Year	1
TRN M2F	None	102
	Any 100 Level in Past 10 Yrs	68
	Two+ 200 Level Past 2 Years	17
	One 200 Level Past 2 Years	36
	Two+ 300 Level Past Year	12
	One 300 Level Past Year	19
	Two+ 400 Level Past Year	1
	One 400 Level Past Year	1

(b)(7)(E); (b)(7)(F)

OFFENSE CAT

TRN F2M	01-DRUGS	39.58%
	02-WEAPONS/EXPLOSIVES	18.75%
	03-HOMICIDE/AGG ASSAULT	10.42%
	04-BURGLARY/LARCENY	4.17%
	07-IMMIGRATION	6.25%
	08-FRAUD/BRIBERY/EXTORTION	8.33%
	09-SEX OFFENSES	4.17%
	11-ROBBERY	6.25%
	13-MISCELLANEOUS	2.08%
TRN M2F	No Information	1.95%
	01-DRUGS	11.72%
	02-WEAPONS/EXPLOSIVES	9.38%
	03-HOMICIDE/AGG ASSAULT	6.25%
	04-BURGLARY/LARCENY	1.56%
	06-COURT/CORRECTIONS	1.17%
	07-IMMIGRATION	3.13%
	08-FRAUD/BRIBERY/EXTORTION	12.89%
	09-SEX OFFENSES	38.28%
	11-ROBBERY	12.50%
	13-MISCELLANEOUS	1.17%

CARE MED

	TRN F2M	TRN M2F
SCRN1	1 (2.08%)	2 (0.78%)
CARE1	29 (60.42%)	112 (43.75%)
CARE2	16 (33.33%)	132 (51.56%)
CARE3	2 (4.17%)	8 (3.13%)
CARE4		2 (0.78%)

CARE MH

	TRN F2M	TRN M2F
STDY4-MH		1 (0.39%)
CARE1-MH	38 (79.17%)	186 (72.66%)
CARE2-MH	8 (16.67%)	56 (21.88%)
CARE3-MH	2 (4.17%)	11 (4.30%)
CARE4-MH		2 (0.78%)

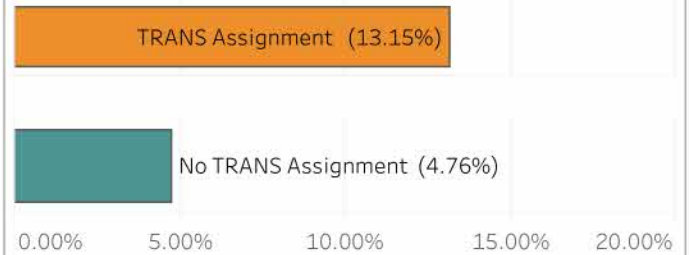
Transgender Inmate Report

April 30, 2017

Transgender Site Locations

	TRN F2M	TRN M2F
ALDERSON FPC	4	
ALICEVILLE FCL	4	
ALLENWOOD MED FCI		2
ALLENWOOD USP		1
ATLANTA USP		1
ATWATER USP		4
BASTROP FCI		3
BEAUMONT LOW FCI		5
BEAUMONT MED FCI		3
BEAUMONT USP		2
BECKLEY FCI		4
BENNETTSVILLE FCI		1
BERLIN FCI		1
BUTNER LOW FCI		2
BUTNER MED FCI		6
BUTNER MED II FCI		1
CANAAN USP		2
CARSWELL FMC	9	3
COLEMAN I USP		1
COLEMAN II USP		9
COLEMAN LOW FCI		5
CUMBERLAND FCI		2
DANBURY FCI		1
DEVENS FMC		6
EDGEFIELD FCI		2
ELKTON FCI		9
ESTILL FCI		2
FLORENCE ADMAX USP		1
FORREST CITY FCI		1
FORREST CITY MED FCI		2
FORT DIX FCI		3
FORT WORTH FMC		7
GILMER FCI		5
HAZELTON FCI	2	3
HAZELTON USP		1
HERLONG FCI		2
JESUP FCI		3
LA TUNA FCI		1
LEXINGTON FMC	1	1
LOMPOC FCI		1
LORETTO FCI		3
LOS ANGELES MDC		1
MARIANNA FCI		15
MARION USP		10
MCCREARY USP		4
MCDOWELL FCI		2
MEMPHIS FCI		1
MENDOTA MED FCI		1
MIAMI FCI		1
MILAN FCI		3
OAKDALE FCI		5
OAKDALE FDC		1
OTISVILLE FCI		2
PEKIN FCI		1
PETERSBURG FCI		2
PETERSBURG MED FCI		16
PHILADELPHIA FDC	1	
PHOENIX FCI	1	1
RAY BROOK FCI		1
ROCHESTER FMC		3
SAFFORD FCI		1
SCHUYLKILL FCI		2
SEAGOVILLE FCI		9
SHERIDAN FCI		1
SPRINGFIELD USMCFP		1
TALLAHASSEE FCI	19	
TERMINAL ISL FCI		4
TERRE HAUTE USP		18
TEXARKANA FCI		1
THREE RIVERS FCI		1
TUCSON USP		15
VICTORVILLE MED FCI		1
WASECA FCI	5	
WILLIAMSBURG FCI		1
YAZOO CITY FCI		2

% of Total A-DES TRANS & Non-TRANS
Population in Restrictive Housing



Transgender Inmate Report

May 31, 2017

OVERALL TRANS ASSIGNMENTS

SCRN M2F	5 (1.45%)
TRN F2M	60 (17.34%)
TRN M2F	281 (81.21%)
TOTAL	346 (100.00%)

SECURITY LEVEL

	TRN F2M	TRN M2F
HIGH		75 (26.69%)
MEDIUM		109 (38.79%)
LOW	48 (80.00%)	86 (30.60%)
MINIMUM	12 (20.00%)	7 (2.49%)
UNASSG		4 (1.42%)

TRN ASSIGNMENT by AGE GROUP

TRN F2M	18 - 25	
	26 - 35	25 (41.67%)
	36 - 45	21 (35.00%)
	46 - 55	6 (10.00%)
TRN M2F	18 - 25	26 (9.25%)
	26 - 35	104 (37.01%)
	36 - 45	93 (33.10%)
	46 - 55	42 (14.95%)
	56 - 65	14 (4.98%)
	66 +	2 (0.71%)

DISCIPLINARY TYPE

TRN F2M	None	22
	Any 100 Level in Past 10 Yrs	6
	Two+ 200 Level Past 2 Years	7
	One 200 Level Past 2 Years	15
	Two+ 300 Level Past Year	5
	One 300 Level Past Year	4
	One 400 Level Past Year	1
TRN M2F	None	108
	Any 100 Level in Past 10 Yrs	80
	Two+ 200 Level Past 2 Years	21
	One 200 Level Past 2 Years	36
	Two+ 300 Level Past Year	13
	One 300 Level Past Year	21
	Two+ 400 Level Past Year	1
	One 400 Level Past Year	1

RACE

	TRN F2M	TRN M2F
African American-Non Hispanic	34 (56.67%)	73 (25.98%)
Asian		2 (0.71%)
Hispanic	13 (21.67%)	38 (13.52%)
Native American	1 (1.67%)	18 (6.41%)
White-Non Hispanic	12 (20.00%)	150 (53.38%)

(b)(7)(E); (b)(7)(F)

OFFENSE CAT

TRN F2M	01-DRUGS	43.33%
	02-WEAPONS/EXPLOSIVES	20.00%
	03-HOMICIDE/AGG ASSAULT	8.33%
	04-BURGLARY/LARCENY	3.33%
	05-COUNTERFEIT/EMBEZZLEMENT	1.67%
	07-IMMIGRATION	5.00%
	08-FRAUD/BRIBERY/EXTORTION	8.33%
	09-SEX OFFENSES	3.33%
	11-ROBBERY	5.00%
	13-MISCELLANEOUS	1.67%
TRN M2F	No Information	2.14%
	01-DRUGS	12.10%
	02-WEAPONS/EXPLOSIVES	9.25%
	03-HOMICIDE/AGG ASSAULT	6.05%
	04-BURGLARY/LARCENY	1.78%
	06-COURT/CORRECTIONS	1.07%
	07-IMMIGRATION	2.49%
	08-FRAUD/BRIBERY/EXTORTION	11.74%
	09-SEX OFFENSES	39.50%
	11-ROBBERY	12.46%
	13-MISCELLANEOUS	1.42%

CARE MED

	TRN F2M	TRN M2F
SCRN1		2 (0.72%)
CARE1	37 (61.67%)	120 (43.01%)
CARE2	20 (33.33%)	145 (51.97%)
CARE3	3 (5.00%)	9 (3.23%)
CARE4		3 (1.08%)

CARE MH

	TRN F2M	TRN M2F
STDY4-MH		1 (0.36%)
CARE1-MH	49 (81.67%)	207 (73.67%)
CARE2-MH	9 (15.00%)	58 (20.64%)
CARE3-MH	2 (3.33%)	13 (4.63%)
CARE4-MH		2 (0.71%)

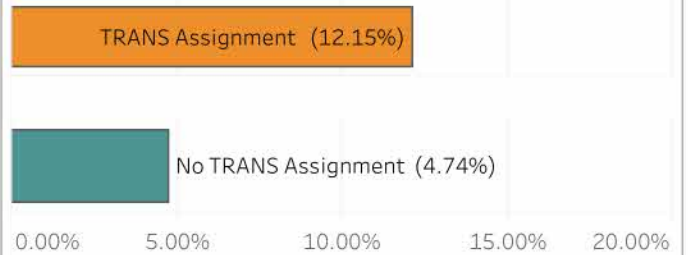
Transgender Inmate Report

May 31, 2017

Transgender Site Locations

	TRN F2M	TRN M2F
ALDERSON FPC	4	
ALICEVILLE FCL	4	
ALLENWOOD MED FCI		2
ALLENWOOD USP		1
ATWATER USP		3
BASTROP FCI		4
BEAUMONT LOW FCI		3
BEAUMONT MED FCI		2
BEAUMONT USP		3
BECKLEY FCI		3
BENNETTSVILLE FCI		3
BERLIN FCI		1
BUTNER LOW FCI		3
BUTNER MED FCI		6
BUTNER MED II FCI		1
CANAAN USP		1
CARSWELL FMC	10	3
COLEMAN I USP		2
COLEMAN II USP		11
COLEMAN LOW FCI		4
CUMBERLAND FCI		2
DANBURY FCI		2
DEVENS FMC		7
EDGEFIELD FCI		3
ELKTON FCI		10
ESTILL FCI		3
FLORENCE ADMAX USP		1
FLORENCE HIGH USP		2
FORREST CITY FCI		1
FORREST CITY MED FCI		2
FORT DIX FCI		3
FORT WORTH FMC		6
GILMER FCI		5
HAZELTON FCI	2	3
HAZELTON USP		1
HERLONG FCI		1
JESUP FCI		3
LA TUNA FCI		1
LEXINGTON FMC		1
LOMPOC FCI		1
LORETTO FCI		3
LOS ANGELES MDC		1
MARIANNA FCI		14
MARION USP		16
MCCREARY USP		5
MCDOWELL FCI		3
MEMPHIS FCI		1
MIAMI FCI		1
MILAN FCI		3
OAKDALE FCI		3
OAKDALE FDC		2
OTISVILLE FCI		3
PEKIN FCI		1
PETERSBURG FCI		1
PETERSBURG MED FCI		17
PHILADELPHIA FDC	1	
PHOENIX FCI	2	1
POLLOCK USP		1
ROCHESTER FMC		3
SCHUYLKILL FCI		2
SEAGOVILLE FCI		13
SEATAC FDC		1
SHERIDAN FCI		1
SPRINGFIELD USMCFP		1
TALLAHASSEE FCI	30	
TERMINAL ISL FCI		4
TERRE HAUTE USP		20
TEXARKANA FCI		1
THREE RIVERS FCI		2
TUCSON USP		15
VICTORVILLE MED FCI		1
WASECA FCI	5	
WILLIAMSBURG FCI		1
YAZOO CITY FCI		2

% of Total A-DES TRANS & Non-TRANS
Population in Restrictive Housing



Transgender Inmate Report

June 30, 2017

OVERALL TRANS ASSIGNMENTS

SCRN M2F	8 (2.14%)
TRN F2M	69 (18.45%)
TRN M2F	297 (79.41%)
TOTAL	374 (100.00%)

SECURITY LEVEL

	TRN F2M	TRN M2F
HIGH		80 (26.94%)
MEDIUM		110 (37.04%)
LOW	55 (79.71%)	95 (31.99%)
MINIMUM	14 (20.29%)	7 (2.36%)
UNASSG		5 (1.68%)

TRN ASSIGNMENT by AGE GROUP

TRN F2M	18 - 25	
	26 - 35	29 (42.03%)
	36 - 45	22 (31.88%)
	46 - 55	10 (14.49%)
TRN M2F	18 - 25	25 (8.42%)
	26 - 35	110 (37.04%)
	36 - 45	101 (34.01%)
	46 - 55	45 (15.15%)
	56 - 65	14 (4.71%)
	66 +	2 (0.67%)

RACE

	TRN F2M	TRN M2F
African American-Non Hispanic	35 (50.72%)	73 (24.58%)
Asian		3 (1.01%)
Hispanic	14 (20.29%)	37 (12.46%)
Native American	1 (1.45%)	18 (6.06%)
White-Non Hispanic	19 (27.54%)	166 (55.89%)

DISCIPLINARY TYPE

TRN F2M	None	27
	Any 100 Level in Past 10 Yrs	6
	Two+ 200 Level Past 2 Years	11
	One 200 Level Past 2 Years	16
	Two+ 300 Level Past Year	5
	One 300 Level Past Year	3
	One 400 Level Past Year	1
TRN M2F	None	118
	Any 100 Level in Past 10 Yrs	84
	Two+ 200 Level Past 2 Years	19
	One 200 Level Past 2 Years	38
	Two+ 300 Level Past Year	13
	One 300 Level Past Year	23
	Two+ 400 Level Past Year	1
	One 400 Level Past Year	1

OFFENSE CAT

TRN F2M	No Information	1.45%
	01-DRUGS	40.58%
	02-WEAPONS/EXPLOSIVES	21.74%
	03-HOMICIDE/AGG ASSAULT	8.70%
	04-BURGLARY/LARCENY	2.90%
	05-COUNTERFEIT/EMBEZZLEMENT	1.45%
	07-IMMIGRATION	4.35%
	08-FRAUD/BRIBERY/EXTORTION	10.14%
	09-SEX OFFENSES	2.90%
	11-ROBBERY	4.35%
	13-MISCELLANEOUS	1.45%
TRN M2F	No Information	2.36%
	01-DRUGS	10.77%
	02-WEAPONS/EXPLOSIVES	9.09%
	03-HOMICIDE/AGG ASSAULT	6.06%
	04-BURGLARY/LARCENY	1.68%
	06-COURT/CORRECTIONS	1.01%
	07-IMMIGRATION	2.69%
	08-FRAUD/BRIBERY/EXTORTION	11.78%
	09-SEX OFFENSES	41.41%
	11-ROBBERY	11.78%
	13-MISCELLANEOUS	1.35%

CARE MED

	TRN F2M	TRN M2F
SCRN1	1 (1.45%)	2 (0.68%)
CARE1	40 (57.97%)	129 (43.73%)
CARE2	25 (36.23%)	152 (51.53%)
CARE3	3 (4.35%)	8 (2.71%)
CARE4		3 (1.02%)
SCRN2		1 (0.34%)

CARE MH

	TRN F2M	TRN M2F
STDY4-MH		1 (0.34%)
CARE1-MH	55 (79.71%)	216 (72.73%)
CARE2-MH	10 (14.49%)	64 (21.55%)
CARE3-MH	4 (5.80%)	13 (4.38%)
CARE4-MH		3 (1.01%)

(b)(7)(E), (b)(7)(F)

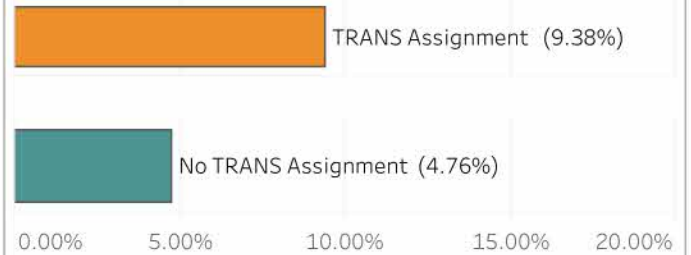
Transgender Inmate Report

June 30, 2017

Transgender Site Locations

	TRN F2M	TRN M2F
ALDERSON FPC	4	
ALICEVILLE FCI	5	
ALLENWOOD MED FCI		2
ALLENWOOD USP		2
ATWATER USP		3
BASTROP FCI		5
BEAUMONT LOW FCI		3
BEAUMONT MED FCI		1
BEAUMONT USP		5
BECKLEY FCI		4
BENNETTSVILLE FCI		3
BERLIN FCI		1
BUTNER FMC		1
BUTNER LOW FCI		3
BUTNER MED FCI		6
BUTNER MED II FCI		1
CANAAN USP		1
CARSWELL FMC	11	3
COLEMAN I USP		2
COLEMAN II USP		13
COLEMAN LOW FCI		4
CUMBERLAND FCI		1
DANBURY FCI		2
DEVENS FMC		6
EDGEFIELD FCI		3
ELKTON FCI		11
ENGLEWOOD FCI		1
ESTILL FCI		3
FLORENCE ADMAX USP		1
FLORENCE FCI		1
FLORENCE HIGH USP		2
FORREST CITY FCI		3
FORREST CITY MED FCI		2
FORT DIX FCI		5
FORT WORTH FMC		6
GILMER FCI		3
GREENVILLE FCI	1	
HAZELTON FCI	2	2
HAZELTON USP		1
JESUP FCI		3
LA TUNA FCI		1
LEWISBURG USP		1
LEXINGTON FMC	1	1
LOMPOC USP		1
LORETTO FCI		2
LOS ANGELES MDC		1
MARIANNA FCI		14
MARION USP		18
MCCREARY USP		4
MCDOWELL FCI		3
MEMPHIS FCI		1
MENDOTA MED FCI		1
MIAMI FCI		1
MILAN FCI		3
OAKDALE FCI		2
OAKDALE FDC		1
OTISVILLE FCI		3
PEKIN FCI		1
PETERSBURG FCI		1
PETERSBURG MED FCI		19
PHOENIX FCI	2	2
ROCHESTER FMC		4
SCHUYLKILL FCI		2
SEAGOVILLE FCI		15
SEATAC FDC		3
SHERIDAN FCI		3
TALLAHASSEE FCI	34	
TERMINAL ISL FCI		4
TERRE HAUTE USP		16
TEXARKANA FCI		2
THREE RIVERS FCI		2
TUCSON USP		17
VICTORVILLE MED FCI		1
WASECA FCI	6	
WILLIAMSBURG FCI		1
YAZOO CITY FCI		1

% of Total A-DES TRANS & Non-TRANS
Population in Restrictive Housing



Transgender Inmate Report

July 31, 2017

OVERALL TRANS ASSIGNMENTS

SCRN M2F	5 (1.24%)
TRN F2M	71 (17.62%)
TRN M2F	327 (81.14%)
TOTAL	403 (100.00%)

TRN ASSIGNMENT by AGE GROUP

TRN F2M	18 - 25	
	26 - 35	31 (43.66%)
	36 - 45	22 (30.99%)
	46 - 55	10 (14.08%)
TRN M2F	18 - 25	27 (8.26%)
	26 - 35	123 (37.61%)
	36 - 45	107 (32.72%)
	46 - 55	53 (16.21%)
	56 - 65	14 (4.28%)
	66 +	3 (0.92%)

RACE

	TRN F2M	TRN M2F
African American-Non Hispanic	36 (50.70%)	78 (23.85%)
Asian		3 (0.92%)
Hispanic	15 (21.13%)	40 (12.23%)
Native American	1 (1.41%)	21 (6.42%)
White-Non Hispanic	19 (26.76%)	185 (56.57%)

(b)(7)(E); (b)(7)(F)

CARE MED

	TRN F2M	TRN M2F
SCRN1		2 (0.62%)
CARE1	44 (61.97%)	144 (44.31%)
CARE2	24 (33.80%)	165 (50.77%)
CARE3	3 (4.23%)	10 (3.08%)
CARE4		4 (1.23%)

CARE MH

	TRN F2M	TRN M2F
STDY4-MH		1 (0.31%)
CARE1-MH	57 (80.28%)	237 (72.48%)
CARE2-MH	10 (14.08%)	75 (22.94%)
CARE3-MH	4 (5.63%)	11 (3.36%)
CARE4-MH		3 (0.92%)

SECURITY LEVEL

	TRN F2M	TRN M2F
HIGH		88 (26.91%)
MEDIUM		124 (37.92%)
LOW	57 (80.28%)	101 (30.89%)
MINIMUM	14 (19.72%)	7 (2.14%)
UNASSG		7 (2.14%)

DISCIPLINARY TYPE

TRN F2M	None	25
	Any 100 Level in Past 10 Yrs	6
	Two+ 200 Level Past 2 Years	14
	One 200 Level Past 2 Years	15
	Two+ 300 Level Past Year	4
	One 300 Level Past Year	5
	One 400 Level Past Year	2
TRN M2F	None	128
	Any 100 Level in Past 10 Yrs	95
	Two+ 200 Level Past 2 Years	21
	One 200 Level Past 2 Years	39
	Two+ 300 Level Past Year	15
	One 300 Level Past Year	27
	Two+ 400 Level Past Year	1
	One 400 Level Past Year	1

OFFENSE CAT

TRN F2M	01-DRUGS	42.25%
	02-WEAPONS/EXPLOSIVES	23.94%
	03-HOMICIDE/AGG ASSAULT	8.45%
	04-BURGLARY/LARCENY	2.82%
	05-COUNTERFEIT/EMBEZZLEMENT	1.41%
	07-IMMIGRATION	4.23%
	08-FRAUD/BRIBERY/EXTORTION	8.45%
	09-SEX OFFENSES	2.82%
	11-ROBBERY	4.23%
	13-MISCELLANEOUS	1.41%
TRN M2F	No Information	3.36%
	01-DRUGS	10.40%
	02-WEAPONS/EXPLOSIVES	9.48%
	03-HOMICIDE/AGG ASSAULT	6.42%
	04-BURGLARY/LARCENY	1.53%
	06-COURT/CORRECTIONS	1.53%
	07-IMMIGRATION	3.06%
	08-FRAUD/BRIBERY/EXTORTION	10.70%
	09-SEX OFFENSES	40.67%
	11-ROBBERY	11.62%
	13-MISCELLANEOUS	1.22%

Transgender Inmate Report

July 31, 2017

Transgender Site Locations

	TRN F2M	TRN M2F
ALDERSON FPC	3	
ALICEVILLE FCL	5	
ALLENWOOD MED FCI		1
ALLENWOOD USP		1
ATWATER USP		4
BASTROP FCI		5
BEAUMONT LOW FCI		3
BEAUMONT MED FCI		1
BEAUMONT USP		7
BECKLEY FCI		3
BENNETTSVILLE FCI		3
BERLIN FCI		1
BUTNER FMC		3
BUTNER LOW FCI		3
BUTNER MED FCI		6
CANAAN USP		2
CARSWELL FMC	11	3
COLEMAN I USP		2
COLEMAN II USP		16
COLEMAN LOW FCI		4
CUMBERLAND FCI		1
DANBURY FCI		2
DEVENS FMC		6
EDGEFIELD FCI		5
ELKTON FCI		12
ENGLEWOOD FCI		1
ESTILL FCI		5
FLORENCE ADMAX USP		1
FLORENCE FCI		1
FLORENCE HIGH USP		3
FORREST CITY FCI		4
FORREST CITY MED FCI		2
FORT DIX FCI		5
FORT WORTH FMC		7
GILMER FCI		3
GREENVILLE FCI	1	1
HAZELTON FCI	2	3
JESUP FCI		3
LA TUNA FCI		2
LEE USP		1
LEWISBURG USP		2
LEXINGTON FMC	1	2
LOMPOC FCI		1
LOMPOC USP		1
LORETTO FCI		2
LOS ANGELES MDC		2
MARIANNA FCI		15
MARION USP		18
MCCREARY USP		4
MCDOWELL FCI		2
MEMPHIS FCI		1
MENDOTA MED FCI		1
MIAMI FCI		1
MILAN FCI		3
OAKDALE FCI		3
OAKDALE FDC		1
OTISVILLE FCI		3
OXFORD FCI		1
PEKIN FCI		1
PETERSBURG MED FCI		19
PHOENIX FCI	2	1
ROCHESTER FMC		4
SCHUYLKILL FCI		3
SEAGOVILLE FCI		16
SEATAC FDC		3
SHERIDAN FCI		5
TALLAHASSEE FCI	34	
TERMINAL ISL FCI		3
TERRE HAUTE USP		17
TEXARKANA FCI		2
THREE RIVERS FCI		1
TUCSON USP		17
VICTORVILLE MED FCI		1
VICTORVILLE USP		1
WASECA FCI	7	
WILLIAMSBURG FCI		1
YAZOO CITY FCI		1

% of Total A-DES TRANS & Non-TRANS
Population in Restrictive Housing

TRANS Assignment (12.26%)

No TRANS Assignment (4.94%)

0.00% 5.00% 10.00% 15.00% 20.00%

Transgender Inmate Report

August 31, 2017

OVERALL TRANS ASSIGNMENTS

SCRN M2F	5 (1.18%)
TRN F2M	76 (17.97%)
TRN M2F	342 (80.85%)
TOTAL	423 (100.00%)

TRN ASSIGNMENT by AGE GROUP

TRN F2M	18 - 25	
	26 - 35	32 (42.11%)
	36 - 45	25 (32.89%)
	46 - 55	11 (14.47%)
TRN M2F	18 - 25	29 (8.48%)
	26 - 35	126 (36.84%)
	36 - 45	116 (33.92%)
	46 - 55	52 (15.20%)
	56 - 65	16 (4.68%)
	66 +	3 (0.88%)

RACE

	TRN F2M	TRN M2F
African American-Non Hispanic	39 (51.32%)	84 (24.56%)
Asian		4 (1.17%)
Hispanic	17 (22.37%)	42 (12.28%)
Native American	1 (1.32%)	22 (6.43%)
White-Non Hispanic	19 (25.00%)	190 (55.56%)

(b)(7)(E); (b)(7)(F)

CARE MED

	TRN F2M	TRN M2F
SCRN1	1 (1.32%)	2 (0.59%)
CARE1	46 (60.53%)	149 (43.82%)
CARE2	26 (34.21%)	175 (51.47%)
CARE3	3 (3.95%)	10 (2.94%)
CARE4		4 (1.18%)

CARE MH

	TRN F2M	TRN M2F
STDY4-MH		1 (0.29%)
CARE1-MH	59 (77.63%)	249 (72.81%)
CARE2-MH	13 (17.11%)	77 (22.51%)
CARE3-MH	4 (5.26%)	12 (3.51%)
CARE4-MH		3 (0.88%)

SECURITY LEVEL

	TRN F2M	TRN M2F
HIGH		87 (25.44%)
MEDIUM		131 (38.30%)
LOW	62 (81.58%)	109 (31.87%)
MINIMUM	14 (18.42%)	8 (2.34%)
UNASSG		7 (2.05%)

DISCIPLINARY TYPE

TRN F2M	None	27
	Any 100 Level in Past 10 Yrs	6
	Two+ 200 Level Past 2 Years	15
	One 200 Level Past 2 Years	17
	Two+ 300 Level Past Year	3
	One 300 Level Past Year	6
	One 400 Level Past Year	2
TRN M2F	None	132
	Any 100 Level in Past 10 Yrs	97
	Two+ 200 Level Past 2 Years	24
	One 200 Level Past 2 Years	42
	Two+ 300 Level Past Year	17
	One 300 Level Past Year	28
	Two+ 400 Level Past Year	1
	One 400 Level Past Year	1

OFFENSE CAT

TRN F2M	01-DRUGS	36.84%
	02-WEAPONS/EXPLOSIVES	25.00%
	03-HOMICIDE/AGG ASSAULT	7.89%
	04-BURGLARY/LARCENY	3.95%
	05-COUNTERFEIT/EMBEZZLEMENT	1.32%
	07-IMMIGRATION	5.26%
	08-FRAUD/BRIBERY/EXTORTION	9.21%
	09-SEX OFFENSES	2.63%
	11-ROBBERY	6.58%
	13-MISCELLANEOUS	1.32%
TRN M2F	No Information	2.63%
	01-DRUGS	10.53%
	02-WEAPONS/EXPLOSIVES	9.36%
	03-HOMICIDE/AGG ASSAULT	6.14%
	04-BURGLARY/LARCENY	2.05%
	06-COURT/CORRECTIONS	1.75%
	07-IMMIGRATION	3.22%
	08-FRAUD/BRIBERY/EXTORTION	10.82%
	09-SEX OFFENSES	41.23%
	11-ROBBERY	11.40%
	13-MISCELLANEOUS	0.88%

Transgender Inmate Report

August 31, 2017

Transgender Site Locations

	TRN F2M	TRN M2F
ALDERSON FPC	4	
ALICEVILLE FCI	5	
ALLENWOOD MED FCI		3
ALLENWOOD USP		3
ATWATER USP		3
BASTROP FCI		5
BEAUMONT LOW FCI		4
BEAUMONT MED FCI		1
BEAUMONT USP		8
BECKLEY FCI		2
BENNETTSVILLE FCI		3
BERLIN FCI		1
BUTNER FMC		3
BUTNER LOW FCI		3
BUTNER MED FCI		5
CANAAN USP		2
CARSWELL FMC	12	3
COLEMAN I USP		4
COLEMAN II USP		15
COLEMAN LOW FCI		5
CUMBERLAND FCI		2
DANBURY FCI		3
DEVENS FMC		5
DUBLIN FCI	3	
EDGEFIELD FCI		7
ELKTON FCI		12
ENGLEWOOD FCI		2
ESTILL FCI		5
FAIRTON FCI		1
FLORENCE ADMAX USP		1
FLORENCE FCI		1
FLORENCE HIGH USP		2
FORREST CITY FCI		5
FORREST CITY MED FCI		3
FORT DIX FCI		6
FORT WORTH FMC		8
GILMER FCI		3
GREENVILLE FCI	1	1
HAZELTON FCI	3	4
JESUP FCI		3
LA TUNA FCI		2
LEE USP		1
LEWISBURG USP		2
LEXINGTON FMC	1	3
LOMPOC FCI		1
LOMPOC USP		3
LORETTO FCI		3
LOS ANGELES MDC		2
MANCHESTER FCI		1
MARIANNA FCI		17
MARION USP		19
MCCREARY USP		4
MCDOWELL FCI		1
MEMPHIS FCI		1
MENDOTA MED FCI		1
MIAMI FCI		1
MILAN FCI		3
NEW YORK MCC		1
OAKDALE FCI		3
OTISVILLE FCI		3
PEKIN FCI		2
PETERSBURG MED FCI		19
PHOENIX FCI	2	2
POLLOCK USP		1
ROCHESTER FMC		4
SCHUYLKILL FCI		3
SEAGOVILLE FCI		17
SEATAC FDC		4
SHERIDAN FCI		5
TALLAHASSEE FCI	33	
TERMINAL ISL FCI		3
TERRE HAUTE USP		18
TEXARKANA FCI		1
TUCSON FCI		1
TUCSON USP		16
VICTORVILLE MED II F..		2
VICTORVILLE USP		1
WASECA FCI	8	
WILLIAMSBURG FCI		2
YAZOO CITY FCI		2

% of Total A-DES TRANS & Non-TRANS
Population in Restrictive Housing



Transgender Inmate Report

October 28, 2017

OVERALL TRANS ASSIGNMENTS

SCRN M2F	5 (1.08%)
TRN F2M	82 (17.71%)
TRN M2F	376 (81.21%)
TOTAL	463 (100.00%)

TRN ASSIGNMENT by AGE GROUP

TRN F2M	18 - 25	36 (43.90%)
	26 - 35	26 (31.71%)
	36 - 45	11 (13.41%)
	46 - 55	
TRN M2F	18 - 25	28 (7.45%)
	26 - 35	141 (37.50%)
	36 - 45	127 (33.78%)
	46 - 55	61 (16.22%)
	56 - 65	16 (4.26%)
	66 +	3 (0.80%)

RACE

	TRN F2M	TRN M2F
African American-Non Hispanic	44 (53.66%)	98 (26.06%)
Asian		4 (1.06%)
Hispanic	19 (23.17%)	43 (11.44%)
Native American	1 (1.22%)	24 (6.38%)
White-Non Hispanic	18 (21.95%)	207 (55.05%)

(b)(7)(E); (b)(7)(F)

CARE MED

	TRN F2M	TRN M2F
SCRN1	2 (2.44%)	1 (0.27%)
CARE1	50 (60.98%)	167 (44.65%)
CARE2	26 (31.71%)	191 (51.07%)
CARE3	2 (2.44%)	10 (2.67%)
CARE4		4 (1.07%)
SCRN2	2 (2.44%)	
SCRN3		1 (0.27%)

CARE MH

	TRN F2M	TRN M2F
STDY4-MH		1 (0.27%)
CARE1-MH	68 (82.93%)	275 (73.33%)
CARE2-MH	12 (14.63%)	80 (21.33%)
CARE3-MH	2 (2.44%)	15 (4.00%)
CARE4-MH		3 (0.80%)
STDY3-MH		1 (0.27%)

SECURITY LEVEL

	TRN F2M	TRN M2F
HIGH		103 (27.39%)
MEDIUM		138 (36.70%)
LOW	65 (79.27%)	116 (30.85%)
MINIMUM	17 (20.73%)	9 (2.39%)
UNASSG		10 (2.66%)

DISCIPLINARY TYPE

TRN F2M	None	32
	Any 100 Level in Past 10 Yrs	8
	Two+ 200 Level Past 2 Years	17
	One 200 Level Past 2 Years	16
	Two+ 300 Level Past Year	2
	One 300 Level Past Year	5
	One 400 Level Past Year	2
TRN M2F	None	147
	Any 100 Level in Past 10 Yrs	115
	Two+ 200 Level Past 2 Years	25
	One 200 Level Past 2 Years	48
	Two+ 300 Level Past Year	16
	One 300 Level Past Year	24
	Two+ 400 Level Past Year	1

OFFENSE CAT

TRN F2M	01-DRUGS	36.59%
	02-WEAPONS/EXPLOSIVES	24.39%
	03-HOMICIDE/AGG ASSAULT	7.32%
	04-BURGLARY/LARCENY	4.88%
	05-COUNTERFEIT/EMBEZZLEMENT	1.22%
	07-IMMIGRATION	6.10%
	08-FRAUD/BRIBERY/EXTORTION	9.76%
	09-SEX OFFENSES	2.44%
	11-ROBBERY	6.10%
	13-MISCELLANEOUS	1.22%
TRN M2F	No Information	4.26%
	01-DRUGS	9.57%
	02-WEAPONS/EXPLOSIVES	9.57%
	03-HOMICIDE/AGG ASSAULT	6.65%
	04-BURGLARY/LARCENY	2.66%
	06-COURT/CORRECTIONS	1.60%
	07-IMMIGRATION	3.46%
	08-FRAUD/BRIBERY/EXTORTION	10.37%
	09-SEX OFFENSES	39.63%
	11-ROBBERY	11.17%
	13-MISCELLANEOUS	1.06%

Transgender Inmate Report

October 28, 2017

Transgender Site Locations

	TRN F2M	TRN M2F
ALDERSON FPC	4	
ALICEVILLE FCI	5	
ALLENWOOD MED FCI		4
ALLENWOOD USP		1
ATWATER USP		3
BASTROP FCI		5
BEAUMONT LOW FCI		4
BEAUMONT MED FCI		1
BEAUMONT USP		5
BECKLEY FCI		3
BENNETTSVILLE FCI		3
BERLIN FCI		1
BUTNER FMC		3
BUTNER LOW FCI		2
BUTNER MED FCI		5
BUTNER MED II FCI		1
CANAAN USP		3
CARSWELL FMC	11	3
COLEMAN I USP		4
COLEMAN II USP		18
COLEMAN LOW FCI		5
CUMBERLAND FCI		1
DANBURY FCI	1	3
DEVENS FMC		6
DUBLIN FCI	4	1
EDGEFIELD FCI		7
ELKTON FCI		13
ENGLEWOOD FCI		2
ESTILL FCI		5
FAIRTON FCI		3
FLORENCE ADMAX USP		1
FLORENCE FCI		1
FLORENCE HIGH USP		2
FORREST CITY FCI		5
FORREST CITY MED FCI		2
FORT DIX FCI		5
FORT WORTH FMC		7
GILMER FCI		6
GREENVILLE FCI	1	1
HAZELTON FCI	3	5
HAZELTON USP		1
JESUP FCI		4
LA TUNA FCI		2
LEAVENWORTH USP		1
LEWISBURG USP		5
LEXINGTON FMC	1	3
LOMPOC FCI		1
LOMPOC USP		4
LORETTO FCI		3
LOS ANGELES MDC		1
MANCHESTER FCI		1
MARIANNA FCI		17
MARION USP		20
MCCREARY USP		4
MEMPHIS FCI		2
MENDOTA MED FCI		2
MIAMI FCI		1
MILAN FCI		3
NEW YORK MCC		1
OAKDALE FCI		3
OTISVILLE FCI		2
PEKIN FCI		2
PETERSBURG MED FCI		19
PHOENIX FCI	2	3
POLLOCK USP		1
ROCHESTER FMC		4
SCHUYLKILL FCI		3
SEAGOVILLE FCI		19
SEATAC FDC	2	4
SHERIDAN FCI		2
SPRINGFIELD USMCFP		1
TALLAHASSEE FCI	34	
TERMINAL ISL FCI		4
TERRE HAUTE USP		19
TEXARKANA FCI		1
TUCSON USP		18
VICTORVILLE MED II FCI		2
VICTORVILLE USP		2
WASECA FCI	9	
WILLIAMSBURG FCI		2
YAZOO CITY FCI		2

% of Total A-DES TRANS & Non-TRANS
Population in Restrictive Housing



Transgender Inmate Report

November 25, 2017

OVERALL TRANS ASSIGNMENTS

SCRN M2F	4 (0.85%)
TRN F2M	88 (18.68%)
TRN M2F	379 (80.47%)
TOTAL	471 (100.00%)

TRN ASSIGNMENT by AGE GROUP

TRN F2M	18 - 25	37 (42.05%)
	26 - 35	29 (32.95%)
	36 - 45	13 (14.77%)
	46 - 55	
TRN M2F	18 - 25	29 (7.65%)
	26 - 35	140 (36.94%)
	36 - 45	128 (33.77%)
	46 - 55	62 (16.36%)
	56 - 65	17 (4.49%)
	66 +	3 (0.79%)

RACE

	TRN F2M	TRN M2F
African American-Non Hispanic	47 (53.41%)	98 (25.86%)
Asian		4 (1.06%)
Hispanic	21 (23.86%)	42 (11.08%)
Native American	1 (1.14%)	24 (6.33%)
White-Non Hispanic	19 (21.59%)	211 (55.67%)

(b)(7)(E); (b)(7)(F)

CARE MED

	TRN F2M	TRN M2F
SCRN1	2 (2.27%)	
CARE1	54 (61.36%)	167 (44.06%)
CARE2	27 (30.68%)	196 (51.72%)
CARE3	3 (3.41%)	10 (2.64%)
CARE4		4 (1.06%)
SCRN2	2 (2.27%)	1 (0.26%)
SCRN3		1 (0.26%)

CARE MH

	TRN F2M	TRN M2F
SCRN2-MH		1 (0.26%)
STDY4-MH		1 (0.26%)
CARE1-MH	73 (82.95%)	280 (74.07%)
CARE2-MH	13 (14.77%)	78 (20.63%)
CARE3-MH	2 (2.27%)	15 (3.97%)
CARE4-MH		3 (0.79%)

SECURITY LEVEL

	TRN F2M	TRN M2F
HIGH		99 (26.12%)
MEDIUM		149 (39.31%)
LOW	68 (77.27%)	114 (30.08%)
MINIMUM	20 (22.73%)	8 (2.11%)
UNASSG		9 (2.37%)

DISCIPLINARY TYPE

TRN F2M	None	37
	Any 100 Level in Past 10 Yrs	8
	Two+ 200 Level Past 2 Years	17
	One 200 Level Past 2 Years	19
	Two+ 300 Level Past Year	2
	One 300 Level Past Year	3
	One 400 Level Past Year	2
TRN M2F	None	145
	Any 100 Level in Past 10 Yrs	119
	Two+ 200 Level Past 2 Years	24
	One 200 Level Past 2 Years	49
	Two+ 300 Level Past Year	15
	One 300 Level Past Year	26
	Two+ 400 Level Past Year	1

OFFENSE CAT

TRN F2M	01-DRUGS	38.64%
	02-WEAPONS/EXPLOSIVES	23.86%
	03-HOMICIDE/AGG ASSAULT	6.82%
	04-BURGLARY/LARCENY	4.55%
	05-COUNTERFEIT/EMBEZZLEMENT	1.14%
	07-IMMIGRATION	5.68%
	08-FRAUD/BRIBERY/EXTORTION	9.09%
	09-SEX OFFENSES	2.27%
	11-ROBBERY	6.82%
	13-MISCELLANEOUS	1.14%
TRN M2F	No Information	3.69%
	01-DRUGS	8.97%
	02-WEAPONS/EXPLOSIVES	9.76%
	03-HOMICIDE/AGG ASSAULT	6.60%
	04-BURGLARY/LARCENY	2.64%
	06-COURT/CORRECTIONS	1.32%
	07-IMMIGRATION	3.43%
	08-FRAUD/BRIBERY/EXTORTION	10.82%
	09-SEX OFFENSES	40.63%
	11-ROBBERY	11.08%
	13-MISCELLANEOUS	1.06%

Transgender Inmate Report

November 25, 2017

Transgender Site Locations

	TRN F2M	TRN M2F
ALDERSON FPC	4	
ALICEVILLE FCI	5	
ALLENWOOD MED FCI		3
ALLENWOOD USP		1
ATWATER USP		2
BASTROP FCI		5
BEAUMONT LOW FCI		4
BEAUMONT MED FCI		1
BEAUMONT USP		5
BECKLEY FCI		3
BENNETTSVILLE FCI		3
BIG SANDY USP		1
BUTNER FMC		3
BUTNER LOW FCI		1
BUTNER MED FCI		5
BUTNER MED II FCI		2
CANAAN USP		3
CARSWELL FMC	17	3
COLEMAN I USP		6
COLEMAN II USP		17
COLEMAN LOW FCI		4
COLEMAN MED FCI		1
CUMBERLAND FCI		1
DANBURY FCI	1	3
DEVENS FMC		6
DUBLIN FCI	4	2
EDGEFIELD FCI		7
ELKTON FCI		13
ENGLEWOOD FCI		2
ESTILL FCI		5
FAIRTON FCI		2
FLORENCE ADMAX USP		1
FLORENCE FCI		1
FLORENCE HIGH USP		2
FORREST CITY FCI		5
FORREST CITY MED FCI		3
FORT DIX FCI		5
FORT WORTH FMC		7
GILMER FCI		6
GREENVILLE FCI	2	2
HAZELTON FCI	3	4
HAZELTON USP		3
JESUP FCI		5
LA TUNA FCI		2
LEAVENWORTH USP		2
LEWISBURG USP		5
LEXINGTON FMC	1	3
LOMPOC FCI		2
LOMPOC USP		4
LORETTO FCI		3
LOS ANGELES MDC		1
MANCHESTER FCI		1
MARIANNA FCI	1	19
MARION USP		21
MCCREARY USP		4
MEMPHIS FCI		2
MENDOTA MED FCI		2
MIAMI FCI		1
MILAN FCI		3
OAKDALE FCI		3
OTISVILLE FCI		2
PEKIN FCI		1
PETERSBURG MED FCI		19
PHOENIX FCI	2	3
ROCHESTER FMC		4
SAN DIEGO MCC		1
SCHUYLKILL FCI		3
SEAGOVILLE FCI		18
SEATAC FDC	2	4
SHERIDAN FCI		3
TALLADEGA FCI		1
TALLAHASSEE FCI	33	
TERMINAL ISL FCI		3
TERRE HAUTE USP		19
TEXARKANA FCI		1
TUCSON USP		17
VICTORVILLE MED II FCI		2
VICTORVILLE USP		1
WASECA FCI	10	
WILLIAMSBURG FCI		2
YAZOO CITY FCI		2

% of Total A-DES TRANS & Non-TRANS
Population in Restrictive Housing



Transgender Inmate Report

Data current as of: December 31, 2017

OVERALL TRANS ASSIGNMENTS

TRN F2M	106 (21.33%)
TRN M2F	391 (78.67%)
TOTAL	497 (100.00%)

Age Groups

TRN F2M	18 - 25	
	26 - 35	43 (40.57%)
	36 - 45	36 (33.96%)
	46 - 55	15 (14.15%)
TRN M2F	18 - 25	29 (7.42%)
	26 - 35	145 (37.08%)
	36 - 45	135 (34.53%)
	46 - 55	62 (15.86%)
	56 - 65	17 (4.35%)
	66 +	3 (0.77%)

Race / Ethnicity

	TRN F2M	TRN M2F
African American-Non Hispanic	55 (51.89%)	105 (26.85%)
Asian		5 (1.28%)
Hispanic	25 (23.58%)	40 (10.23%)
Native American	2 (1.89%)	26 (6.65%)
White-Non Hispanic	24 (22.64%)	215 (54.99%)

(b)(7)(E); (b)(7)(F)

Medical Care Level

	TRN F2M	TRN M2F
SCRN1	2 (1.89%)	
CARE1	65 (61.32%)	173 (44.25%)
CARE2	35 (33.02%)	206 (52.69%)
CARE3	2 (1.89%)	8 (2.05%)
CARE4		4 (1.02%)
SCRN2	2 (1.89%)	

Mental Health Care Level

	TRN F2M	TRN M2F
SCRN4-MH		1 (0.26%)
STDY4-MH		1 (0.26%)
CARE1-MH	89 (83.96%)	289 (74.10%)
CARE2-MH	13 (12.26%)	81 (20.77%)
CARE3-MH	3 (2.83%)	15 (3.85%)
CARE4-MH	1 (0.94%)	2 (0.51%)
SCRN1-MH		1 (0.26%)

Inmate Security Level

	TRN F2M	TRN M2F
HIGH		115 (29.41%)
MEDIUM		144 (36.83%)
LOW	83 (78.30%)	116 (29.67%)
MINIMUM	23 (21.70%)	7 (1.79%)
UNASSG		9 (2.30%)

Disciplinary History

TRN F2M	None	44
	Any 100 Level in Past 10 Yrs	10
	Two+ 200 Level Past 2 Years	17
	One 200 Level Past 2 Years	24
	Two+ 300 Level Past Year	3
	One 300 Level Past Year	5
	Two+ 400 Level Past Year	1
	One 400 Level Past Year	
TRN M2F	None	146
	Any 100 Level in Past 10 Yrs	132
	Two+ 200 Level Past 2 Years	26
	One 200 Level Past 2 Years	48
	Two+ 300 Level Past Year	13
	One 300 Level Past Year	25
	One 400 Level Past Year	1

Offenses

TRN F2M	01-DRUGS	38.68%
	02-WEAPONS/EXPLOSIVES	21.70%
	03-HOMICIDE/AGG ASSAULT	7.55%
	04-BURGLARY/LARCENY	4.72%
	06-COURT/CORRECTIONS	0.94%
	07-IMMIGRATION	7.55%
	08-FRAUD/BRIBERY/EXTORTION	9.43%
	09-SEX OFFENSES	1.89%
	11-ROBBERY	6.60%
	13-MISCELLANEOUS	0.94%
TRN M2F	No Information	4.35%
	01-DRUGS	8.95%
	02-WEAPONS/EXPLOSIVES	10.23%
	03-HOMICIDE/AGG ASSAULT	6.91%
	04-BURGLARY/LARCENY	2.30%
	06-COURT/CORRECTIONS	0.77%
	07-IMMIGRATION	2.81%
	08-FRAUD/BRIBERY/EXTORTION	10.23%
	09-SEX OFFENSES	40.41%
	11-ROBBERY	12.02%
	13-MISCELLANEOUS	1.02%

Percent of A-DES TRANS & Non-TRANS in Restrictive Housing

TRANS Assignment	(15.54%)
No TRANS Assignment	(5.24%)

Transgender Inmate Report

Data current as of: December 31, 2017

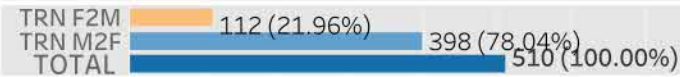
Location by Region Total Institutions with Transgender Inmates: 84

		TRN F2M	TRN M2F			TRN F2M	TRN M2F
MXR	ALDERSON FPC	4		SCR	BASTROP FCI		5
	BECKLEY FCI		3		BEAUMONT LOW FCI		4
	BIG SANDY USP		1		BEAUMONT MED FCI		1
	BUTNER FMC		3		BEAUMONT USP		3
	BUTNER LOW FCI		1		CARSWELL FMC	22	3
	BUTNER MED FCI		5		FORREST CITY FCI		5
	BUTNER MED II FCI		1		FORREST CITY MED FCI		4
	GILMER FCI		5		FORT WORTH FMC		7
	HAZELTON FCI	8	3		LA TUNA FCI		2
	HAZELTON USP		3		OAKDALE FCI		3
	LEXINGTON FMC	1	3		SEAGOVILLE FCI		18
	MANCHESTER FCI		1		TEXARKANA FCI		1
	MCCREARY USP		3				
	MCDOWELL FCI		1				
	MEMPHIS FCI		1				
	PETERSBURG MED FCI		19				
NCR	ENGLEWOOD FCI		2	SER	ALICEVILLE FCI		5
	FLORENCE ADMAX USP		1		BENNETTSVILLE FCI	2	
	FLORENCE FCI		1		COLEMAN I USP	6	
	FLORENCE HIGH USP		2		COLEMAN II USP	19	
	GREENVILLE FCI	2	3		COLEMAN LOW FCI	5	
	LEAVENWORTH USP		2		COLEMAN MED FCI	1	
	MARION USP		20		EDGEFIELD FCI	6	
	MILAN FCI		3		ESTILL FCI	5	
	PEKIN FCI	1	1		JESUP FCI	4	
	ROCHESTER FMC		4		MARIANNA FCI	18	1
	SANDSTONE FCI		1		MIAMI FCI	1	
	SPRINGFIELD USMCFP		1		TALLADEGA FCI	1	
	TERRE HAUTE USP		23		TALLAHASSEE FCI		34
	WASECA FCI	10			WILLIAMSBURG FCI	4	
					YAZOO CITY FCI	1	
NER	ALLENWOOD MED FCI		3		YAZOO CITY USP	1	
	ALLENWOOD USP		2				
	BERLIN FCI		1				
	CANAAN USP		4				
	DANBURY FCI	1	3				
	DEVENS FMC		7				
	ELKTON FCI		14				
	FAIRTON FCI		2				
	FORT DIX FCI		6				
	LEWISBURG USP		6				
	LORETTO FCI		4				
	OTISVILLE FCI		2				
	SCHUYLKILL FCI		3				
WXR	ATWATER USP				ATWATER USP		2
	DUBLIN FCI				DUBLIN FCI	8	1
	LOMPOC FCI				LOMPOC FCI		2
	LOMPOC USP				LOMPOC USP		3
	LOS ANGELES MDC				LOS ANGELES MDC		1
	MENDOTA MED FCI				MENDOTA MED FCI		2
	PHOENIX FCI				PHOENIX FCI	2	2
	SEATAC FDC				SEATAC FDC	1	4
	SHERIDAN FCI				SHERIDAN FCI		2
	TERMINAL ISL FCI				TERMINAL ISL FCI		3
	TUCSON USP				TUCSON USP		19
	VICTORVILLE MED II FCI				VICTORVILLE MED II FCI		2
	VICTORVILLE USP				VICTORVILLE USP		1

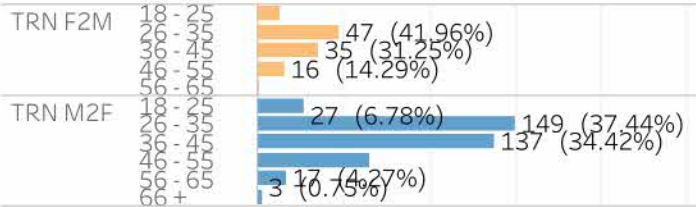
Transgender Inmate Report

Data current as of: January 27, 2018

OVERALL TRANS ASSIGNMENTS



Age Groups



Race / Ethnicity

	TRN F2M	TRN M2F
African American-Non Hispa..	57 (50.89%)	107 (26.88%)
Asian		4 (1.01%)
Hispanic	26 (23.21%)	40 (10.05%)
Native American	3 (2.68%)	26 (6.53%)
White-Non Hispanic	26 (23.21%)	221 (55.53%)

Inmate Security Level

	TRN F2M	TRN M2F
HIGH		114 (28.64%)
MEDIUM		150 (37.69%)
LOW	88 (78.57%)	118 (29.65%)
MINIMUM	24 (21.43%)	9 (2.26%)
UNASSG		7 (1.76%)

Disciplinary History

Category	Count
TRN F2M None	50
Any 100 Level in Past 10 ..	
Two+ 200 Level Past 2 Ye..	
One 200 Level Past 2 Years	25
Two+ 300 Level Past Year	
One 300 Level Past Year	5
Two+ 400 Level Past Year	
One 400 Level Past Year	2
TRN M2F None	147
Any 100 Level in Past 10 ..	134
Two+ 200 Level Past 2 Ye..	
One 200 Level Past 2 Years	49
Two+ 300 Level Past Year	15
One 300 Level Past Year	
One 400 Level Past Year	

Offenses

Category	Count	Percentage
TRN F2M No Information		0.89%
01-DRUGS		40.18%
02-WEAPONS/EXPLOSIVES		21.43%
03-HOMICIDE/AGG ASSAULT		7.14%
04-BURGLARY/LARCENY		4.46%
06-COURT/CORRECTIONS		0.89%
07-IMMIGRATION		7.14%
08-FRAUD/BRIBERY/EXTOR..		9.82%
09-SEX OFFENSES		1.79%
11-ROBBERY		5.36%
13-MISCELLANEOUS		0.89%
TRN M2F No Information		4.02%
01-DRUGS		8.79%
02-WEAPONS/EXPLOSIVES		10.05%
03-HOMICIDE/AGG ASSAULT		7.04%
04-BURGLARY/LARCENY		2.51%
06-COURT/CORRECTIONS		0.50%
07-IMMIGRATION		2.76%
08-FRAUD/BRIBERY/EXTOR..		10.30%
09-SEX OFFENSES		40.45%
11-ROBBERY		12.81%
13-MISCELLANEOUS		0.75%

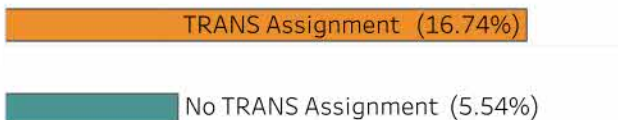
Medical Care Level

	TRN F2M	TRN M2F
SCRN1	2 (1.79%)	
CARE1	69 (61.61%)	172 (43.22%)
CARE2	37 (33.04%)	214 (53.77%)
CARE3	2 (1.79%)	8 (2.01%)
CARE4		4 (1.01%)
SCRN2	2 (1.79%)	

Mental Health Care Level

	TRN F2M	TRN M2F
CARE1-MH	95 (84.82%)	293 (73.80%)
CARE2-MH	12 (10.71%)	82 (20.65%)
CARE3-MH	4 (3.57%)	18 (4.53%)
CARE4-MH	1 (0.89%)	3 (0.76%)
STDY3-MH		1 (0.25%)

Percent of A-DES TRANS & Non-TRANS in Restrictive Housing



(b)(7)(E); (b)(7)(F)

Transgender Inmate Report

Data current as of: January 27, 2018

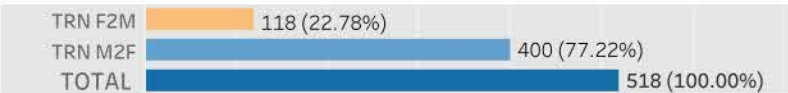
Location by Region Total Institutions with Transgender Inmates: 84

	TRN F2M	TRN M2F		TRN F2M	TRN M2F
MXR ALDERSON FPC	3		SCR BASTROP FCI		5
BECKLEY FCI		1	BEAUMONT LOW FCI		5
BIG SANDY USP		1	BEAUMONT MED FCI		1
BUTNER FMC		3	BEAUMONT USP		3
BUTNER LOW FCI		2	CARSWELL FMC	23	3
BUTNER MED FCI		5	FORREST CITY FCI		5
BUTNER MED II FCI		1	FORREST CITY MED FCI		4
GILMER FCI		5	FORT WORTH FMC		6
HAZELTON FCI	9	3	LA TUNA FCI		2
HAZELTON USP		3	OAKDALE FCI		3
LEXINGTON FMC	1	3	SEAGOVILLE FCI		19
MANCHESTER FCI		1	TEXARKANA FCI		2
MCCREARY USP		4			
MCDOWELL FCI		1			
MEMPHIS FCI		2			
PETERSBURG MED..		20			
NCR ENGLEWOOD FCI		3	SER ALICEVILLE FCI		6
FLORENCE ADMAX ..		1	ATLANTA USP	1	
FLORENCE FCI		1	BENNETTSVILLE FCI	2	
FLORENCE HIGH U..		3	COLEMAN I USP	6	
GREENVILLE FCI	2	3	COLEMAN II USP	18	
LEAVENWORTH USP		2	COLEMAN LOW FCI	5	
MARION USP		21	COLEMAN MED FCI		1
MILAN FCI		3	EDGEFIELD FCI	4	
PEKIN FCI	1	1	ESTILL FCI	5	
ROCHESTER FMC		4	JESUP FCI	3	
SPRINGFIELD USM..		1	MARIANNA FCI	16	1
TERRE HAUTE USP		25	MIAMI FCI	1	
WASECA FCI	12		TALLADEGA FCI	1	
			TALLAHASSEE FCI		33
			WILLIAMSBURG FCI	4	
			YAZOO CITY FCI	2	
NER ALLENWOOD LOW ..		1	WXR ATWATER USP		2
ALLENWOOD MED ..		3	DUBLIN FCI	11	1
ALLENWOOD USP		4	LOMPOC FCI		2
BERLIN FCI		1	LOMPOC USP		4
CANAAN USP		5	LOS ANGELES MDC		1
DANBURY FCI	2	3	MENDOTA MED FCI		2
DEVENS FMC		6	PHOENIX FCI	2	1
ELKTON FCI		14	SEATAC FDC	1	3
FAIRTON FCI		3	SHERIDAN FCI		2
FORT DIX FCI		6	TERMINAL ISL FCI		3
LEWISBURG USP		6	TUCSON USP		20
LORETTO FCI		4	VICTORVILLE MED ..		1
OTISVILLE FCI		2	VICTORVILLE USP		1
SCHUYLKILL FCI		5			

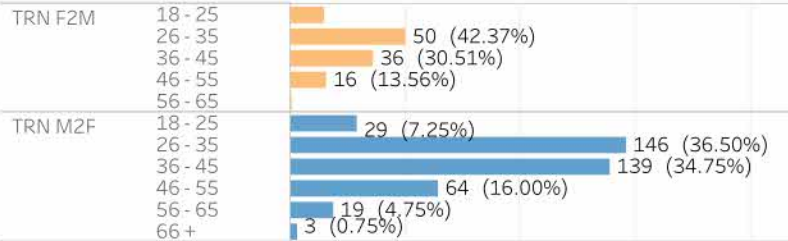
Transgender Inmate Report

Data current as of: February 24, 2018

OVERALL TRANS ASSIGNMENTS



Age Groups



Race / Ethnicity

	TRN F2M	TRN M2F
African American-Non Hispanic	59 (50.00%)	105 (26.25%)
Asian		4 (1.00%)
Hispanic	28 (23.73%)	40 (10.00%)
Native American	4 (3.39%)	27 (6.75%)
White-Non Hispanic	27 (22.88%)	224 (56.00%)

(b)(7)(E); (b)(7)(F)

Medical Care Level

	TRN F2M	TRN M2F
SCRN1	2 (1.69%)	
CARE1	77 (65.25%)	170 (42.50%)
CARE2	35 (29.66%)	217 (54.25%)
CARE3	2 (1.69%)	8 (2.00%)
CARE4		4 (1.00%)
SCRN2	2 (1.69%)	1 (0.25%)

Mental Health Care Level

	TRN F2M	TRN M2F
SCRN4-MH		1 (0.25%)
STDY4-MH		1 (0.25%)
CARE1-MH	99 (83.90%)	300 (75.19%)
CARE2-MH	15 (12.71%)	75 (18.80%)
CARE3-MH	2 (1.69%)	19 (4.76%)
CARE4-MH	2 (1.69%)	2 (0.50%)
STDY3-MH		1 (0.25%)

Inmate Security Level

	TRN F2M	TRN M2F
HIGH		111 (27.75%)
MEDIUM		154 (38.50%)
LOW	92 (77.97%)	120 (30.00%)
MINIMUM	26 (22.03%)	9 (2.25%)
UNASSG		6 (1.50%)


Disciplinary History

TRN	None	50
F2M	Any 100 Level in Past 10 Yrs	9
	Two+ 200 Level Past 2 Years	20
	One 200 Level Past 2 Years	26
	Two+ 300 Level Past Year	4
	One 300 Level Past Year	7
	Two+ 400 Level Past Year	1
	One 400 Level Past Year	
TRN	None	148
M2F	Any 100 Level in Past 10 Yrs	133
	Two+ 200 Level Past 2 Years	29
	One 200 Level Past 2 Years	50
	Two+ 300 Level Past Year	16
	One 300 Level Past Year	23
	One 400 Level Past Year	1

Offenses

TRN F2M	01-DRUGS	38.98%
	02-WEAPONS/EXPLOSIVES	23.73%
	03-HOMICIDE/AGG ASSAULT	7.63%
	04-BURGLARY/LARCENY	4.24%
	07-IMMIGRATION	7.63%
	08-FRAUD/BRIBERY/EXTORTION	9.32%
	09-SEX OFFENSES	2.54%
	11-ROBBERY	5.08%
	13-MISCELLANEOUS	0.85%
TRN M2F	No Information	4.25%
	01-DRUGS	8.75%
	02-WEAPONS/EXPLOSIVES	9.75%
	03-HOMICIDE/AGG ASSAULT	7.00%
	04-BURGLARY/LARCENY	2.50%
	06-COURT/CORRECTIONS	0.50%
	07-IMMIGRATION	3.00%
	08-FRAUD/BRIBERY/EXTORTION	10.00%
	09-SEX OFFENSES	40.75%
	11-ROBBERY	12.75%
	13-MISCELLANEOUS	0.75%

Percent of A-DES TRANS & Non-TRANS in Restrictive Housing



Transgender Inmate Report

Data current as of: February 24, 2018

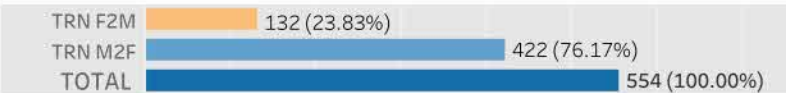
Location by Region Total Institutions with Transgender Inmates: 85

		TRN F2M	TRN M2F			TRN F2M	TRN M2F
MXR	ALDERSON FPC	3		SCR	BASTROP FCI		6
	BECKLEY FCI		1		BEAUMONT LOW FCI		4
	BIG SANDY USP		1		BEAUMONT MED FCI		2
	BUTNER FMC		3		BEAUMONT USP		3
	BUTNER LOW FCI		1		CARSWELL FMC	24	2
	BUTNER MED FCI		5		FORREST CITY FCI		5
	BUTNER MED II FCI		1		FORREST CITY MED FCI		4
	GILMER FCI		6		FORT WORTH FMC		5
	HAZELTON FCI	10	3		LA TUNA FCI		2
	HAZELTON USP		4		OAKDALE FCI		3
	LEXINGTON FMC	1	3		SEAGOVILLE FCI		19
	MANCHESTER FCI		1		TEXARKANA FCI		2
	MCCREARY USP		3				
	MCDOWELL FCI		1				
	MEMPHIS FCI		2				
	PETERSBURG MED FCI		20				
NCR	ENGLEWOOD FCI		4	SER	ALICEVILLE FCI		6
	FLORENCE ADMAX USP		1		ATLANTA USP	1	
	FLORENCE FCI		2		BENNETTSVILLE FCI	2	
	FLORENCE HIGH USP		3		COLEMAN I USP	5	
	GREENVILLE FCI	2	2		COLEMAN II USP	18	
	LEAVENWORTH USP		2		COLEMAN LOW FCI	4	
	MARION USP		22		COLEMAN MED FCI	1	1
	MILAN FCI		3		EDGEFIELD FCI	4	
	PEKIN FCI	1	2		ESTILL FCI	6	
	ROCHESTER FMC		3		JESUP FCI	3	
	SANDSTONE FCI		1		MARIANNA FCI	14	1
	SPRINGFIELD USMCFP		1		MIAMI FCI	1	
	TERRE HAUTE USP		23		TALLADEGA FCI	2	
	WASECA FCI	13			TALLAHASSEE FCI		32
					WILLIAMSBURG FCI	4	
					YAZOO CITY FCI	2	
NER	ALLENWOOD LOW FCI		1	WXR	ATWATER USP		1
	ALLENWOOD MED FCI		3		DUBLIN FCI	14	
	ALLENWOOD USP		4		LOMPOC FCI		2
	BERLIN FCI		1		LOMPOC USP		4
	CANAAN USP		4		MENDOTA MED FCI		2
	DANBURY FCI	2	3		PHOENIX FCI	3	1
	DEVENS FMC		6		SAN DIEGO MCC		1
	ELKTON FCI		13		SEATAC FDC		2
	FAIRTON FCI		3		SHERIDAN FCI		2
	FORT DIX FCI		7		TERMINAL ISL FCI		3
	LEWISBURG USP		6		TUCSON USP		21
	LORETTO FCI		4		VICTORVILLE MED FCI		1
	OTISVILLE FCI		2		VICTORVILLE MED II FCI		1
	SCHUYLKILL FCI		5				

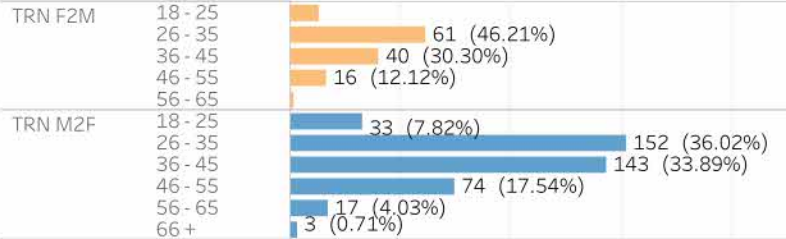
Transgender Inmate Report

Data current as of: March 31, 2018

OVERALL TRANS ASSIGNMENTS



Age Groups



Race / Ethnicity

	TRN F2M	TRN M2F
African American-Non Hispanic	67 (50.76%)	114 (27.01%)
Asian		5 (1.18%)
Hispanic	32 (24.24%)	43 (10.19%)
Native American	4 (3.03%)	26 (6.16%)
White-Non Hispanic	29 (21.97%)	234 (55.45%)

(b)(7)(E); (b)(7)(F)

Medical Care Level

	TRN F2M	TRN M2F
SCRN1	3 (2.27%)	
CARE1	88 (66.67%)	175 (41.47%)
CARE2	36 (27.27%)	230 (54.50%)
CARE3	3 (2.27%)	10 (2.37%)
CARE4		4 (0.95%)
SCRN2	2 (1.52%)	3 (0.71%)

Mental Health Care Level

	TRN F2M	TRN M2F
SCRN2-MH		2 (0.48%)
STDY4-MH		1 (0.24%)
CARE1-MH	115 (87.12%)	316 (75.06%)
CARE2-MH	13 (9.85%)	78 (18.53%)
CARE3-MH	3 (2.27%)	21 (4.99%)
CARE4-MH	1 (0.76%)	2 (0.48%)
STDY3-MH		1 (0.24%)

Inmate Security Level

	TRN F2M	TRN M2F
HIGH		114 (27.01%)
MEDIUM		169 (40.05%)
LOW	104 (78.79%)	124 (29.38%)
MINIMUM	28 (21.21%)	10 (2.37%)
UNASSG		5 (1.18%)

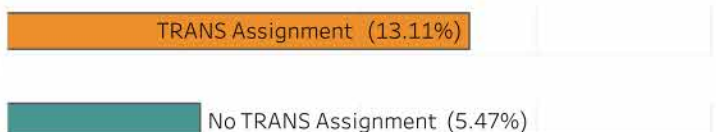
Disciplinary History

TRN F2M	None	54
	Any 100 Level in Past 10 Yrs	10
	Two+ 200 Level Past 2 Years	21
	One 200 Level Past 2 Years	30
	Two+ 300 Level Past Year	6
	One 300 Level Past Year	10
	Two+ 400 Level Past Year	1
TRN M2F	None	155
	Any 100 Level in Past 10 Yrs	146
	Two+ 200 Level Past 2 Years	29
	One 200 Level Past 2 Years	55
	Two+ 300 Level Past Year	13
	One 300 Level Past Year	23
	One 400 Level Past Year	1

Offenses

TRN F2M	01-DRUGS	40.91%
	02-WEAPONS/EXPLOSIVES	24.24%
	03-HOMICIDE/AGG ASSAULT	6.82%
	04-BURGLARY/LARCENY	3.79%
	05-COUNTERFEIT/EMBEZZLEMENT	0.76%
	07-IMMIGRATION	6.82%
	08-FRAUD/BRIBERY/EXTORTION	8.33%
	09-SEX OFFENSES	2.27%
	11-ROBBERY	5.30%
	13-MISCELLANEOUS	0.76%
TRN M2F	No Information	3.79%
	01-DRUGS	9.72%
	02-WEAPONS/EXPLOSIVES	10.43%
	03-HOMICIDE/AGG ASSAULT	6.64%
	04-BURGLARY/LARCENY	2.13%
	06-COURT/CORRECTIONS	0.71%
	07-IMMIGRATION	2.84%
	08-FRAUD/BRIBERY/EXTORTION	9.72%
	09-SEX OFFENSES	41.47%
	11-ROBBERY	11.85%
	13-MISCELLANEOUS	0.71%

Percent of A-DES TRANS & Non-TRANS in Restrictive Housing



Transgender Inmate Report

Data current as of: March 31, 2018

Location by Region Total Institutions with Transgender Inmates: 86

		TRN F2M	TRN M2F			TRN F2M	TRN M2F
MXR	ALDERSON FPC	3		SCR	BASTROP FCI		3
	BECKLEY FCI		1		BEAUMONT LOW FCI		3
	BUTNER FMC		1		BEAUMONT MED FCI		2
	BUTNER LOW FCI		2		BEAUMONT USP		3
	BUTNER MED FCI		6		CARSWELL FMC	27	2
	BUTNER MED II FCI		2		FORREST CITY FCI		5
	GILMER FCI		5		FORREST CITY MED FCI		3
	HAZELTON FCI	13	5		FORT WORTH FMC		5
	HAZELTON USP		3		LA TUNA FCI		2
	LEE USP		1		OAKDALE FCI		3
	LEXINGTON FMC	1	5		OAKDALE FDC		1
	MANCHESTER FCI		1		SEAGOVILLE FCI		19
	MCCREARY USP		2		TEXARKANA FCI		3
	MEMPHIS FCI		2				
	PETERSBURG MED FCI		20				

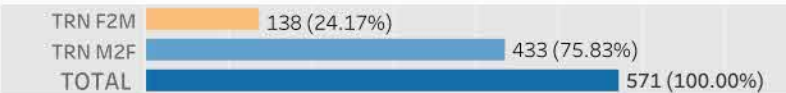
NCR	DULUTH FPC		1	SER	ALICEVILLE FCL	1	6
	ENGLEWOOD FCI		3		ATLANTA USP	1	
	FLORENCE ADMAX USP		1		BENNETTSVILLE FCI	2	
	FLORENCE FCI		2		COLEMAN I USP	4	
	FLORENCE HIGH USP		5		COLEMAN II USP	21	
	GREENVILLE FCI	2	2		COLEMAN LOW FCI	4	
	LEAVENWORTH USP		2		COLEMAN MED FCI	1	2
	MARION USP		24		EDGEFIELD FCI	5	
	MILAN FCI		4		ESTILL FCI	7	
	PEKIN FCI	1	2		JESUP FCI	4	
	ROCHESTER FMC		2		MARIANNA FCI	13	1
	SANDSTONE FCI		2		MIAMI FCI	1	
	SPRINGFIELD USMCFP		1		TALLADEGA FCI	3	
	TERRE HAUTE USP		25		TALLAHASSEE FCI		33
	WASECA FCI	16			WILLIAMSBURG FCI	4	
					YAZOO CITY FCI	2	

NER	ALLENWOOD LOW FCI		2	WXR	ATWATER USP		1
	ALLENWOOD MED FCI		3		DUBLIN FCI	15	1
	ALLENWOOD USP		5		HERLONG FCI		1
	BERLIN FCI		1		LOMPOC FCI		3
	CANAAN USP		4		LOMPOC USP		4
	DANBURY FCI	4	3		MENDOTA MED FCI		2
	DEVENS FMC		7		PHOENIX FCI	3	
	ELKTON FCI		13		SAN DIEGO MCC		1
	FAIRTON FCI		3		SEATAC FDC		2
	FORT DIX FCI		6		SHERIDAN FCI		3
	LEWISBURG USP		6		TERMINAL ISL FCI		3
	LORETTO FCI		4		TUCSON USP		20
	MCKEAN FCI		1				
	OTISVILLE FCI		7				
	SCHUYLKILL FCI		5				

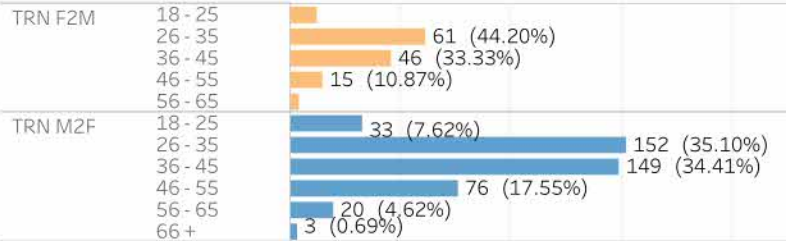
Transgender Inmate Report

Data current as of: April 21, 2018

OVERALL TRANS ASSIGNMENTS



Age Groups



Race / Ethnicity

	TRN F2M	TRN M2F
African American-Non Hispanic	71 (51.45%)	114 (26.33%)
Asian	5 (1.15%)	5 (1.15%)
Hispanic	33 (23.91%)	44 (10.16%)
Native American	4 (2.90%)	26 (6.00%)
White-Non Hispanic	30 (21.74%)	244 (56.35%)

(b)(7)(E); (b)(7)(F)

Medical Care Level

	TRN F2M	TRN M2F
SCRN1	2 (1.45%)	
CARE1	92 (66.67%)	174 (40.18%)
CARE2	40 (28.99%)	241 (55.66%)
CARE3	2 (1.45%)	10 (2.31%)
CARE4		5 (1.15%)
SCRN2	2 (1.45%)	3 (0.69%)

Mental Health Care Level

	TRN F2M	TRN M2F
SCRN2-MH		1 (0.23%)
STDY4-MH		1 (0.23%)
CARE1-MH	121 (87.68%)	325 (75.23%)
CARE2-MH	14 (10.14%)	82 (18.98%)
CARE3-MH	2 (1.45%)	20 (4.63%)
CARE4-MH	1 (0.72%)	2 (0.46%)
STDY3-MH		1 (0.23%)

Inmate Security Level

	TRN F2M	TRN M2F
HIGH		121 (27.94%)
MEDIUM		172 (39.72%)
LOW	107 (77.54%)	126 (29.10%)
MINIMUM	31 (22.46%)	10 (2.31%)
UNASSG		4 (0.92%)

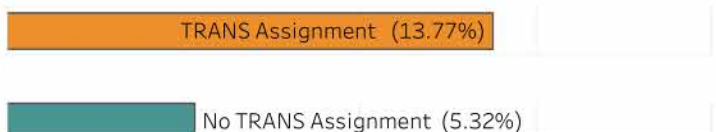
Disciplinary History

Category	Count
TRN None	59
F2M Any 100 Level in Past 10 Yrs	11
Two+ 200 Level Past 2 Years	20
One 200 Level Past 2 Years	30
Two+ 300 Level Past Year	7
One 300 Level Past Year	10
Two+ 400 Level Past Year	
TRN None	154
M2F Any 100 Level in Past 10 Yrs	148
Two+ 200 Level Past 2 Years	31
One 200 Level Past 2 Years	58
Two+ 300 Level Past Year	13
One 300 Level Past Year	27
Two+ 400 Level Past Year	1
One 400 Level Past Year	

Offenses

Category	Percentage
TRN F2M 01-DRUGS	43.48%
02-WEAPONS/EXPLOSIVES	23.19%
03-HOMICIDE/AGG ASSAULT	7.25%
04-BURGLARY/LARCENY	3.62%
05-COUNTERFEIT/EMBEZZLEMENT	0.72%
07-IMMIGRATION	5.80%
08-FRAUD/BRIBERY/EXTORTION	7.97%
09-SEX OFFENSES	2.17%
11-ROBBERY	5.07%
13-MISCELLANEOUS	0.72%
TRN M2F No Information	3.93%
01-DRUGS	9.24%
02-WEAPONS/EXPLOSIVES	10.16%
03-HOMICIDE/AGG ASSAULT	6.70%
04-BURGLARY/LARCENY	2.08%
05-COUNTERFEIT/EMBEZZLEMENT	0.23%
06-COURT/CORRECTIONS	0.69%
07-IMMIGRATION	2.77%
08-FRAUD/BRIBERY/EXTORTION	9.93%
09-SEX OFFENSES	41.57%
11-ROBBERY	12.24%
13-MISCELLANEOUS	0.46%

Percent of A-DES TRANS & Non-TRANS in Restrictive Housing



Transgender Inmate Report

Data current as of: April 21, 2018

Location by Region Total Institutions with Transgender Inmates: 88

		TRN F2M	TRN M2F			TRN F2M	TRN M2F
MXR	ALDERSON FPC	3		SCR	BASTROP FCI		4
	BIG SANDY USP		2		BEAUMONT LOW FCI		3
	BUTNER FMC		1		BEAUMONT MED FCI		3
	BUTNER LOW FCI		2		BEAUMONT USP		3
	BUTNER MED FCI		7		BIG SPRING FCI		2
	BUTNER MED II FCI		2		CARSWELL FMC	26	2
	GILMER FCI		4		FORREST CITY FCI		4
	HAZELTON FCI	17	5		FORREST CITY MED FCI		2
	HAZELTON USP		5		FORT WORTH FMC		5
	LEE USP		2		LA TUNA FCI		2
	LEXINGTON FMC	1	6		OAKDALE FCI		3
	MANCHESTER FCI		1		OAKDALE FDC		1
	MCCREARY USP		3		SEAGOVILLE FCI		19
	MCDOWELL FCI		1		TEXARKANA FCI		3
	MEMPHIS FCI		2				
	PETERSBURG MED FCI		19				

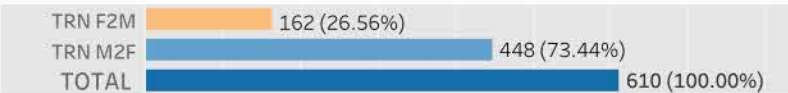
NCR	DULUTH FPC		1	SER	ALICEVILLE FCL	1	5
	ENGLEWOOD FCI		3		ATLANTA USP	1	
	FLORENCE ADMAX USP		1		BENNETTSVILLE FCI	3	
	FLORENCE FCI		2		COLEMAN I USP	5	
	FLORENCE HIGH USP		5		COLEMAN II USP	22	
	GREENVILLE FCI	2	2		COLEMAN LOW FCI	3	
	LEAVENWORTH USP		2		COLEMAN MED FCI	2	2
	MARION USP		26		EDGEFIELD FCI	7	
	MILAN FCI		4		ESTILL FCI	5	
	PEKIN FCI	2	2		JESUP FCI	4	
	ROCHESTER FMC		2		MARIANNA FCI	15	1
	SANDSTONE FCI		3		MIAMI FCI	1	
	SPRINGFIELD USMCFP		1		TALLADEGA FCI	2	
	TERRE HAUTE USP		26		TALLAHASSEE FCI		31
	WASECA FCI	17			WILLIAMSBURG FCI	2	
					YAZOO CITY FCI	2	

NER	ALLENWOOD LOW FCI		2	WXR	ATWATER USP		1
	ALLENWOOD MED FCI		3		DUBLIN FCI	16	1
	ALLENWOOD USP		5		HERLONG FCI		1
	CANAAN USP		3		LOMPOC FCI		3
	DANBURY FCI	4	3		LOMPOC USP		4
	DEVENS FMC		8		MENDOTA MED FCI		2
	ELKTON FCI		12		PHOENIX FCI	3	
	FAIRTON FCI		5		SAN DIEGO MCC		1
	FORT DIX FCI		6		SEATAC FDC		2
	LEWISBURG USP		5		SHERIDAN FCI		3
	LORETTO FCI		4		TERMINAL ISL FCI		3
	MCKEAN FCI		1		TUCSON USP		23
	OTISVILLE FCI		7		VICTORVILLE MED FCI		1
	SCHUYLKILL FCI		6				

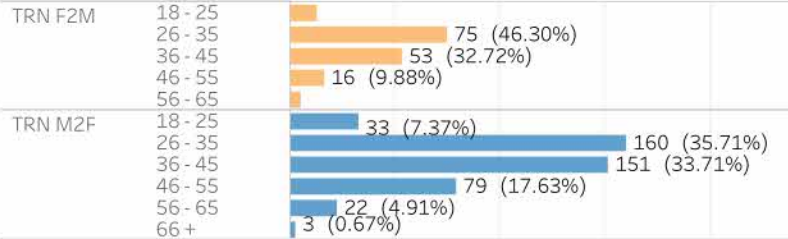
Transgender Inmate Report

Data current as of: May 26, 2018

OVERALL TRANS ASSIGNMENTS



Age Groups



Race / Ethnicity

	TRN F2M	TRN M2F
African American-Non Hispanic	83 (51.23%)	118 (26.34%)
Asian		5 (1.12%)
Hispanic	42 (25.93%)	45 (10.04%)
Native American	5 (3.09%)	29 (6.47%)
White-Non Hispanic	32 (19.75%)	251 (56.03%)

(b)(7)(E); (b)(7)(F)

Medical Care Level

	TRN F2M	TRN M2F
SCRN1	2 (1.23%)	
CARE1	108 (66.67%)	179 (39.96%)
CARE2	49 (30.25%)	255 (56.92%)
CARE3	2 (1.23%)	9 (2.01%)
CARE4		3 (0.67%)
SCRN2	1 (0.62%)	2 (0.45%)

Mental Health Care Level

	TRN F2M	TRN M2F
SCRN2-MH		1 (0.22%)
STDY4-MH		1 (0.22%)
CARE1-MH	143 (88.27%)	335 (74.94%)
CARE2-MH	17 (10.49%)	85 (19.02%)
CARE3-MH	1 (0.62%)	22 (4.92%)
CARE4-MH	1 (0.62%)	3 (0.67%)

Inmate Security Level

	TRN F2M	TRN M2F
HIGH		128 (28.57%)
MEDIUM		170 (37.95%)
LOW	129 (79.63%)	135 (30.13%)
MINIMUM	33 (20.37%)	11 (2.46%)
UNASSG		4 (0.89%)


Disciplinary History

TRN F2M	None	68
	Any 100 Level in Past 10 Yrs	13
	Two+ 200 Level Past 2 Years	25
	One 200 Level Past 2 Years	33
	Two+ 300 Level Past Year	7
	One 300 Level Past Year	15
	Two+ 400 Level Past Year	1
TRN M2F	None	164
	Any 100 Level in Past 10 Yrs	149
	Two+ 200 Level Past 2 Years	30
	One 200 Level Past 2 Years	60
	Two+ 300 Level Past Year	11
	One 300 Level Past Year	31
	Two+ 400 Level Past Year	1

Offenses

TRN F2M	No Information	0.62%
	01-DRUGS	41.36%
	02-WEAPONS/EXPLOSIVES	22.22%
	03-HOMICIDE/AGG ASSAULT	7.41%
	04-BURGLARY/LARCENY	4.32%
	05-COUNTERFEIT/EMBEZZLEMENT	0.62%
	07-IMMIGRATION	6.79%
	08-FRAUD/BRIBERY/EXTORTION	8.64%
	09-SEX OFFENSES	3.70%
	11-ROBBERY	3.70%
	13-MISCELLANEOUS	0.62%
TRN M2F	No Information	3.35%
	01-DRUGS	8.71%
	02-WEAPONS/EXPLOSIVES	10.49%
	03-HOMICIDE/AGG ASSAULT	6.92%
	04-BURGLARY/LARCENY	1.79%
	05-COUNTERFEIT/EMBEZZLEMENT	0.22%
	06-COURT/CORRECTIONS	0.67%
	07-IMMIGRATION	2.90%
	08-FRAUD/BRIBERY/EXTORTION	10.27%
	09-SEX OFFENSES	42.41%
	11-ROBBERY	11.83%
	13-MISCELLANEOUS	0.45%

Percent of A-DES TRANS & Non-TRANS in Restrictive Housing



Transgender Inmate Report

Data current as of: May 26, 2018

Location by Region Total Institutions with Transgender Inmates: 89

		TRN F2M	TRN M2F			TRN F2M	TRN M2F
MXR	ALDERSON FPC	3		SCR	BASTROP FCI		5
	BECKLEY FCI		2		BEAUMONT LOW FCI		5
	BIG SANDY USP		2		BEAUMONT MED FCI		1
	BUTNER LOW FCI		2		BEAUMONT USP		4
	BUTNER MED FCI		7		BIG SPRING FCI		2
	BUTNER MED II FCI		3		CARSWELL FMC	30	2
	CUMBERLAND FCI		1		FORREST CITY FCI		3
	GILMER FCI		3		FORREST CITY MED FCI		2
	HAZELTON FCI	23	6		FORT WORTH FMC		6
	HAZELTON USP		6		LA TUNA FCI		2
	LEE USP		1		OAKDALE FCI		2
	LEXINGTON FMC	1	5		OAKDALE FDC		2
	MANCHESTER FCI		1		SEAGOVILLE FCI		18
	MCCREARY USP		3		TEXARKANA FCI		4
	MCDOWELL FCI		1				
	MEMPHIS FCI		2				
	PETERSBURG MED FCI		18				

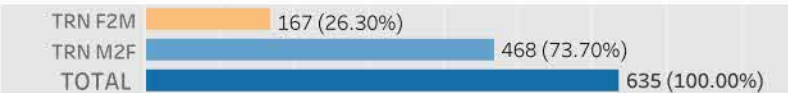
NCR	DULUTH FPC		1	SER	ALICEVILLE FCL	8	1
	ENGLEWOOD FCI		4		ATLANTA USP		1
	FLORENCE ADMAX USP		1		BENNETTSVILLE FCI		2
	FLORENCE FCI		2		COLEMAN I USP		5
	FLORENCE HIGH USP		5		COLEMAN II USP		25
	GREENVILLE FCI	2	2		COLEMAN LOW FCI		4
	LEAVENWORTH USP		2		COLEMAN MED FCI	3	2
	MARION USP		25		EDGEFIELD FCI		8
	MILAN FCI		4		ESTILL FCI		4
	PEKIN FCI	1	1		JESUP FCI		5
	ROCHESTER FMC		2		MARIANNA FCI	1	15
	SANDSTONE FCI		4		MIAMI FCI		1
	SPRINGFIELD USMCFP		1		TALLADEGA FCI		3
	TERRE HAUTE USP		24		TALLAHASSEE FCI	35	
	WASECA FCI	20			WILLIAMSBURG FCI		4
					YAZOO CITY FCI		1

NER	ALLENWOOD LOW FCI		2	WXR	ATWATER USP		1
	ALLENWOOD MED FCI		3		DUBLIN FCI	17	
	ALLENWOOD USP		6		HERLONG FCI		1
	CANAAN USP		2		LOMPOC FCI		3
	DANBURY FCI	4	2		LOMPOC USP		3
	DEVENS FMC		9		MENDOTA MED FCI		2
	ELKTON FCI		14		PHOENIX FCI	3	
	FAIRTON FCI		4		SAN DIEGO MCC		1
	FORT DIX FCI		7		SEATAC FDC		1
	LEWISBURG USP		5		SHERIDAN FCI		3
	LORETTO FCI		3		TERMINAL ISL FCI		4
	MCKEAN FCI		2		TUCSON USP		25
	OTISVILLE FCI		10		VICTORVILLE MED FCI		2
	SCHUYLKILL FCI		7				

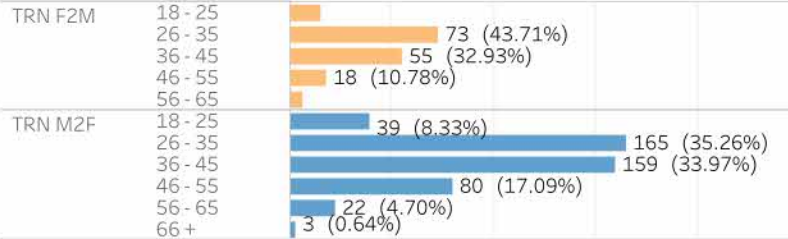
Transgender Inmate Report

Data current as of: June 30, 2018

OVERALL TRANS ASSIGNMENTS



Age Groups



Race / Ethnicity

	TRN F2M	TRN M2F
African American-Non Hispanic	88 (52.69%)	119 (25.43%)
Asian	5 (1.07%)	5 (1.07%)
Hispanic	41 (24.55%)	52 (11.11%)
Native American	6 (3.59%)	31 (6.62%)
White-Non Hispanic	32 (19.16%)	261 (55.77%)

(b)(7)(E); (b)(7)(F)

Medical Care Level

	TRN F2M	TRN M2F
SCRN1	2 (1.20%)	
CARE1	107 (64.07%)	191 (40.99%)
CARE2	54 (32.34%)	262 (56.22%)
CARE3	2 (1.20%)	8 (1.72%)
CARE4		4 (0.86%)
SCRN2	2 (1.20%)	1 (0.21%)

Mental Health Care Level

	TRN F2M	TRN M2F
STDY4-MH		1 (0.21%)
CARE1-MH	148 (88.62%)	360 (77.25%)
CARE2-MH	16 (9.58%)	83 (17.81%)
CARE3-MH	2 (1.20%)	20 (4.29%)
CARE4-MH	1 (0.60%)	2 (0.43%)

Inmate Security Level

	TRN F2M	TRN M2F
HIGH		134 (28.63%)
MEDIUM		180 (38.46%)
LOW	129 (77.25%)	138 (29.49%)
MINIMUM	38 (22.75%)	11 (2.35%)
UNASSG		5 (1.07%)

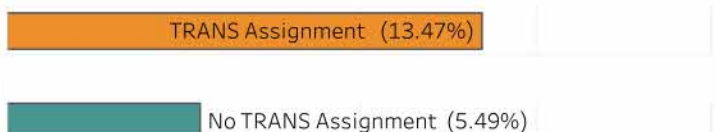
Disciplinary History

TRN	None	64
F2M	Any 100 Level in Past 10 Yrs	15
	Two+ 200 Level Past 2 Years	1
	One 200 Level Past 2 Years	35
	Two+ 300 Level Past Year	1
	One 300 Level Past Year	17
	Two+ 400 Level Past Year	1
	One 400 Level Past Year	1
TRN	None	172
M2F	Any 100 Level in Past 10 Yrs	159
	Two+ 200 Level Past 2 Years	30
	One 200 Level Past 2 Years	59
	Two+ 300 Level Past Year	13
	One 300 Level Past Year	1
	Two+ 400 Level Past Year	1
	One 400 Level Past Year	1

Offenses

TRN F2M	No Information	1.20%
	01-DRUGS	39.52%
	02-WEAPONS/EXPLOSIVES	22.75%
	03-HOMICIDE/AGG ASSAULT	7.78%
	04-BURGLARY/LARCENY	4.79%
	07-IMMIGRATION	6.59%
	08-FRAUD/BRIBERY/EXTORTION	8.38%
	09-SEX OFFENSES	4.19%
	11-ROBBERY	4.19%
	13-MISCELLANEOUS	0.60%
TRN M2F	No Information	2.99%
	01-DRUGS	8.97%
	02-WEAPONS/EXPLOSIVES	9.62%
	03-HOMICIDE/AGG ASSAULT	6.84%
	04-BURGLARY/LARCENY	2.35%
	05-COUNTERFEIT/EMBEZZLEMENT	0.43%
	06-COURT/CORRECTIONS	0.85%
	07-IMMIGRATION	2.99%
	08-FRAUD/BRIBERY/EXTORTION	9.40%
	09-SEX OFFENSES	43.38%
	11-ROBBERY	11.75%
	13-MISCELLANEOUS	0.43%

Percent of A-DES TRANS & Non-TRANS in Restrictive Housing



Transgender Inmate Report

Data current as of: June 30, 2018

Location by Region Total Institutions with Transgender Inmates: 90

		TRN F2M	TRN M2F			TRN F2M	TRN M2F
MXR	ALDERSON FPC	2		SCR	BASTROP FCI		6
	BECKLEY FCI		2		BEAUMONT LOW FCI		7
	BUTNER LOW FCI		3		BEAUMONT MED FCI		2
	BUTNER MED FCI		7		BEAUMONT USP		5
	BUTNER MED II FCI		2		BIG SPRING FCI		2
	CUMBERLAND FCI		1		CARSWELL FMC	30	2
	GILMER FCI		1		FORREST CITY FCI		4
	HAZELTON FCI	26	7		FORREST CITY MED FCI		1
	HAZELTON USP		6		FORT WORTH FMC		7
	LEE USP		2		LA TUNA FCI		2
	LEXINGTON FMC	1	4		OAKDALE FCI		2
	MANCHESTER FCI		1		OAKDALE FDC		2
	MCCREARY USP		1		SEAGOVILLE FCI		17
	MCDOWELL FCI		1		TEXARKANA FCI		4
	MEMPHIS FCI		3				
	PETERSBURG MED FCI		19				
NCR	CHICAGO MCC		1	SER	ALICEVILLE FCL	8	1
	DULUTH FPC		1		ATLANTA USP		1
	ENGLEWOOD FCI		5		BENNETTSVILLE FCI		2
	FLORENCE ADMAX USP		1		COLEMAN I USP		8
	FLORENCE FCI		2		COLEMAN II USP		29
	FLORENCE HIGH USP		5		COLEMAN LOW FCI		4
	GREENVILLE FCI	3	2		COLEMAN MED FCI	3	2
	LEAVENWORTH USP		3		EDGEFIELD FCI		9
	MARION USP		25		ESTILL FCI		3
	MILAN FCI		4		JESUP FCI		4
	PEKIN FCI	2	1		MARIANNA FCI	1	17
	ROCHESTER FMC		1		MIAMI FCI		1
	SANDSTONE FCI		4		TALLADEGA FCI		3
	SPRINGFIELD USMCFP		1		TALLAHASSEE FCI	36	
	TERRE HAUTE USP		27		WILLIAMSBURG FCI		4
	WASECA FCI	17			YAZOO CITY FCI		1
NER	ALLENWOOD LOW FCI		2	WXR	DUBLIN FCI	17	
	ALLENWOOD MED FCI		4		HERLONG FCI		1
	ALLENWOOD USP		6		LOMPOC FCI		4
	CANAAN USP		2		LOMPOC USP		4
	DANBURY FCI	5	2		MENDOTA MED FCI		2
	DEVENS FMC		9		PHOENIX FCI	3	
	ELKTON FCI		16		SAN DIEGO MCC		1
	FAIRTON FCI		5		SEATAC FDC		1
	FORT DIX FCI		8		SHERIDAN FCI		3
	LEWISBURG USP		4		TERMINAL ISL FCI		5
	LORETTO FCI		4		TUCSON FCI		1
	MCKEAN FCI		2		TUCSON USP		27
	OTISVILLE FCI		8		VICTORVILLE MED FCI		2
	SCHUYLKILL FCI		7		VICTORVILLE USP		1

Transgender Inmate Report

Data current as of: July 28, 2018

OVERALL TRANS ASSIGNMENTS

TRN F2M	174 (26.32%)
TRN M2F	487 (73.68%)
TOTAL	661 (100.00%)

Age Groups

TRN F2M	18 - 25	
	26 - 35	77 (44.25%)
	36 - 45	56 (32.18%)
	46 - 55	19 (10.92%)
	56 - 65	
TRN M2F	18 - 25	42 (8.62%)
	26 - 35	175 (35.93%)
	36 - 45	163 (33.47%)
	46 - 55	79 (16.22%)
	56 - 65	25 (5.13%)
	66 +	3 (0.62%)

Race / Ethnicity

	TRN F2M	TRN M2F
African American-Non Hispanic	93 (53.45%)	118 (24.23%)
Asian		5 (1.03%)
Hispanic	41 (23.56%)	62 (12.73%)
Native American	6 (3.45%)	30 (6.16%)
White-Non Hispanic	34 (19.54%)	272 (55.85%)

(b)(7)(E); (b)(7)(F)

Medical Care Level

	TRN F2M	TRN M2F
SCRN1	2 (1.15%)	
CARE1	110 (63.22%)	205 (42.27%)
CARE2	58 (33.33%)	267 (55.05%)
CARE3	3 (1.72%)	10 (2.06%)
CARE4		2 (0.41%)
SCRN2	1 (0.57%)	1 (0.21%)

Mental Health Care Level

	TRN F2M	TRN M2F
STDY4-MH		1 (0.21%)
CARE1-MH	153 (87.93%)	374 (77.11%)
CARE2-MH	17 (9.77%)	88 (18.14%)
CARE3-MH	2 (1.15%)	21 (4.33%)
CARE4-MH	1 (0.57%)	1 (0.21%)
STDY3-MH	1 (0.57%)	

Inmate Security Level

	TRN F2M	TRN M2F
HIGH		143 (29.36%)
MEDIUM		178 (36.55%)
LOW	135 (77.59%)	147 (30.18%)
MINIMUM	39 (22.41%)	13 (2.67%)
UNASSG		6 (1.23%)

Disciplinary History

TRN	None	75
F2M	Any 100 Level in Past 10 Yrs	15
	Two+ 200 Level Past 2 Years	
	One 200 Level Past 2 Years	34
	Two+ 300 Level Past Year	
	One 300 Level Past Year	16
	Two+ 400 Level Past Year	1
	One 400 Level Past Year	
TRN	None	182
M2F	Any 100 Level in Past 10 Yrs	163
	Two+ 200 Level Past 2 Years	30
	One 200 Level Past 2 Years	60
	Two+ 300 Level Past Year	15
	One 300 Level Past Year	
	Two+ 400 Level Past Year	2
	One 400 Level Past Year	

Offenses

TRN F2M	No Information	2.87%
	01-DRUGS	37.93%
	02-WEAPONS/EXPLOSIVES	23.56%
	03-HOMICIDE/AGG ASSAULT	7.47%
	04-BURGLARY/LARCENY	5.17%
	06-COURT/CORRECTIONS	0.57%
	07-IMMIGRATION	5.75%
	08-FRAUD/BRIBERY/EXTORTION	8.05%
	09-SEX OFFENSES	4.02%
	11-ROBBERY	4.02%
	13-MISCELLANEOUS	0.57%
TRN M2F	No Information	2.67%
	01-DRUGS	9.86%
	02-WEAPONS/EXPLOSIVES	9.65%
	03-HOMICIDE/AGG ASSAULT	6.57%
	04-BURGLARY/LARCENY	2.05%
	05-COUNTERFEIT/EMBEZZLEMENT	0.41%
	06-COURT/CORRECTIONS	0.82%
	07-IMMIGRATION	2.87%
	08-FRAUD/BRIBERY/EXTORTION	9.45%
	09-SEX OFFENSES	43.94%
	11-ROBBERY	11.09%
	13-MISCELLANEOUS	0.62%

Percent of A-DES TRANS & Non-TRANS in Restrictive Housing

TRANS Assignment (13.64%)
No TRANS Assignment (5.71%)

Transgender Inmate Report

Data current as of: July 28, 2018

Location by Region Total Institutions with Transgender Inmates: 90

		TRN F2M	TRN M2F			TRN F2M	TRN M2F
MXR	ALDERSON FPC	2		SCR	BASTROP FCI		7
	BECKLEY FCI		3		BEAUMONT LOW FCI		9
	BIG SANDY USP		1		BEAUMONT MED FCI		2
	BUTNER LOW FCI		3		BEAUMONT USP		3
	BUTNER MED FCI		7		BIG SPRING FCI		2
	BUTNER MED II FCI		2		CARSWELL FMC	28	2
	CUMBERLAND FCI		1		FORREST CITY FCI		4
	GILMER FCI		1		FORT WORTH FMC		6
	HAZELTON FCI	29	8		LA TUNA FCI		2
	HAZELTON USP		6		OAKDALE FCI		3
	LEE USP		1		OAKDALE FDC		2
	LEXINGTON FMC		4		SEAGOVILLE FCI		18
	MANCHESTER FCI		1		TEXARKANA FCI		4
	MCCREARY USP		1		THREE RIVERS FCI		1
	MCDOWELL FCI		1				
	MEMPHIS FCI		3				
	PETERSBURG MED FCI		20				

NCR	DULUTH FPC		1	SER	ALICEVILLE FCI	8	1
	ENGLEWOOD FCI		6		ATLANTA USP		1
	FLORENCE ADMAX USP		1		BENNETTSVILLE FCI		2
	FLORENCE FCI		2		COLEMAN I USP		8
	FLORENCE HIGH USP		7		COLEMAN II USP		28
	GREENVILLE FCI	3	2		COLEMAN LOW FCI		4
	LEAVENWORTH USP		3		COLEMAN MED FCI	5	2
	MARION USP		25		EDGEFIELD FCI		9
	MILAN FCI		4		ESTILL FCI		4
	PEKIN FCI	2	1		JESUP FCI		4
	ROCHESTER FMC		1		MARIANNA FCI	1	17
	SANDSTONE FCI		4		MIAMI FCI		2
	SPRINGFIELD USMCFP		1		TALLADEGA FCI		3
	TERRE HAUTE USP		27		TALLAHASSEE FCI	36	
	WASECA FCI	19			WILLIAMSBURG FCI		6
					YAZOO CITY FCI		1

NER	ALLENWOOD LOW FCI		3	WXR	ATWATER USP		2
	ALLENWOOD MED FCI		5		DUBLIN FCI	15	
	ALLENWOOD USP		4		LOMPOC FCI		5
	BERLIN FCI		1		LOMPOC USP		4
	CANAAN USP		2		MENDOTA MED FCI		1
	DANBURY FCI	5	3		PHOENIX FCI	3	
	DEVENS FMC		9		SEATAC FDC		1
	ELKTON FCI		17		SHERIDAN FCI		3
	FAIRTON FCI		5		TERMINAL ISL FCI		5
	FORT DIX FCI		8		TUCSON FCI		1
	LEWISBURG USP		6		TUCSON USP		36
	LORETTO FCI		4		VICTORVILLE MED FCI		1
	MCKEAN FCI		2		VICTORVILLE USP		1
	OTISVILLE FCI		7				
	SCHUYLKILL FCI		6				

Transgender Inmate Report

Data current as of: August 25, 2018

OVERALL TRANS ASSIGNMENTS

TRN F2M	180 (26.39%)
TRN M2F	502 (73.61%)
TOTAL	682 (100.00%)

Age Groups

TRN F2M	18-25	79 (43.89%)
	26-35	56 (31.11%)
	36-45	20 (11.11%)
	46-55	
	56-65	
TRN M2F	18-25	43 (8.57%)
	26-35	182 (36.25%)
	36-45	168 (33.47%)
	46-55	81 (16.14%)
	56-65	25 (4.98%)
	66+	3 (0.60%)

Race / Ethnicity

	TRN F2M	TRN M2F
African American-Non Hispanic	97 (53.89%)	121 (24.10%)
Asian		5 (1.00%)
Hispanic	39 (21.67%)	64 (12.75%)
Native American	8 (4.44%)	31 (6.18%)
White-Non Hispanic	36 (20.00%)	281 (55.98%)

(b)(7)(E); (b)(7)(F)

Medical Care Level

	TRN F2M	TRN M2F
SCRN1	3 (1.67%)	
CARE1	114 (63.33%)	215 (43.09%)
CARE2	60 (33.33%)	268 (53.71%)
CARE3	2 (1.11%)	12 (2.40%)
CARE4		3 (0.60%)
SCRN2	1 (0.56%)	1 (0.20%)

Mental Health Care Level

	TRN F2M	TRN M2F
CARE1-MH	158 (87.78%)	391 (78.04%)
CARE2-MH	18 (10.00%)	89 (17.76%)
CARE3-MH	2 (1.11%)	21 (4.19%)
CARE4-MH	1 (0.56%)	
STDY3-MH	1 (0.56%)	

Inmate Security Level

	TRN F2M	TRN M2F
HIGH	1 (0.56%)	154 (30.68%)
MEDIUM		175 (34.86%)
LOW	138 (76.67%)	152 (30.28%)
MINIMUM	41 (22.78%)	15 (2.99%)
UNASSG		6 (1.20%)

Disciplinary History

TRN	None	74
F2M	Any 100 Level in Past 10 Yrs	16
	Two+ 200 Level Past 2 Years	
	One 200 Level Past 2 Years	38
	Two+ 300 Level Past Year	
	One 300 Level Past Year	14
	Two+ 400 Level Past Year	
	One 400 Level Past Year	2
TRN	None	184
M2F	Any 100 Level in Past 10 Yrs	171
	Two+ 200 Level Past 2 Years	30
	One 200 Level Past 2 Years	66
	Two+ 300 Level Past Year	15
	One 300 Level Past Year	
	Two+ 400 Level Past Year	2
	One 400 Level Past Year	

Offenses

TRN F2M	No Information	2.78%
	01-DRUGS	38.33%
	02-WEAPONS/EXPLOSIVES	23.89%
	03-HOMICIDE/AGG ASSAULT	7.78%
	04-BURGLARY/LARCENY	5.56%
	06-COURT/CORRECTIONS	0.56%
	07-IMMIGRATION	5.00%
	08-FRAUD/BRIBERY/EXTORTION	6.67%
	09-SEX OFFENSES	3.89%
	11-ROBBERY	5.00%
	13-MISCELLANEOUS	0.56%
TRN M2F	No Information	2.59%
	01-DRUGS	9.76%
	02-WEAPONS/EXPLOSIVES	9.56%
	03-HOMICIDE/AGG ASSAULT	6.77%
	04-BURGLARY/LARCENY	1.99%
	05-COUNTERFEIT/EMBEZZLEMENT	0.40%
	06-COURT/CORRECTIONS	0.80%
	07-IMMIGRATION	2.99%
	08-FRAUD/BRIBERY/EXTORTION	9.36%
	09-SEX OFFENSES	44.22%
	11-ROBBERY	10.96%
	13-MISCELLANEOUS	0.60%

Percent of A-DES TRANS & Non-TRANS in Restrictive Housing

TRANS Assignment	(14.77%)
No TRANS Assignment	(5.82%)

Transgender Inmate Report

Data current as of: August 25, 2018

Location by Region Total Institutions with Transgender Inmates: 92

		TRN F2M	TRN M2F			TRN F2M	TRN M2F
MXR	ALDERSON FPC	4		SCR	BASTROP FCI		7
	BECKLEY FCI		2		BEAUMONT LOW FCI		9
	BIG SANDY USP		1		BEAUMONT MED FCI		1
	BUTNER FMC		2		BEAUMONT USP		3
	BUTNER LOW FCI		2		BIG SPRING FCI		2
	BUTNER MED FCI		7		CARSWELL FMC	28	2
	BUTNER MED II FCI		2		FORREST CITY FCI		4
	CUMBERLAND FCI		1		FORT WORTH FMC		6
	GILMER FCI		1		LA TUNA FCI		2
	HAZELTON FCI	29	8		OAKDALE FCI		3
	HAZELTON USP		6		OAKDALE FDC		2
	LEE USP		1		POLLOCK MED FCI		1
	LEXINGTON FMC	1	5		SEAGOVILLE FCI		17
	MANCHESTER FCI		1		TEXARKANA FCI		4
	MCCREARY USP		1		THREE RIVERS FCI		1
	MCDOWELL FCI		3				
	MEMPHIS FCI		3				
	PETERSBURG MED FCI		22				
NCR	DULUTH FPC		1	SER	ADAMS COUNTY CORR CTR CI		1
	ENGLEWOOD FCI		6		ALICEVILLE FCL	10	1
	FLORENCE ADMAX USP		1		ATLANTA USP		2
	FLORENCE FCI		2		BENNETTSVILLE FCI		2
	FLORENCE HIGH USP		8		COLEMAN I USP		4
	GREENVILLE FCI	3	2		COLEMAN II USP		29
	LEAVENWORTH USP		3		COLEMAN LOW FCI		4
	MARION USP		24		COLEMAN MED FCI	5	1
	MILAN FCI		4		EDGEFIELD FCI		10
	PEKIN FCI	2	1		ESTILL FCI		3
	ROCHESTER FMC		1		JESUP FCI		4
	SANDSTONE FCI		4		MARIANNA FCI	2	17
	TERRE HAUTE USP		26		MIAMI FCI		2
	WASECA FCI	21			TALLADEGA FCI		3
NER	ALLENWOOD LOW FCI		3		TALLAHASSEE FCI	42	
	ALLENWOOD MED FCI		7		WILLIAMSBURG FCI		7
	ALLENWOOD USP		4		YAZOO CITY FCI		1
	BERLIN FCI		1	WXR	ATWATER USP		4
	CANAAN USP		2		DUBLIN FCI	14	1
	DANBURY FCI	5	3		LOMPOC FCI		3
	DEVENS FMC		8		LOMPOC USP		4
	ELKTON FCI		18		MENDOTA MED FCI		1
	FAIRTON FCI		5		PHOENIX FCI	2	
	FORT DIX FCI		8		SEATAC FDC		3
	LEWISBURG USP		7		SHERIDAN FCI		1
	LORETTO FCI		4		TERMINAL ISL FCI		5
	MCKEAN FCI		2		TUCSON FCI		1
	OTISVILLE FCI		7		TUCSON USP		42
	SCHUYLKILL FCI		6		VICTORVILLE MED FCI		1
					VICTORVILLE USP		1

Transgender Inmate Report

Data current as of: September 30, 2018

OVERALL TRANS ASSIGNMENTS

TRN F2M	187 (26.49%)
TRN M2F	519 (73.51%)
TOTAL	706 (100.00%)

Age Groups

TRN F2M	18-25	82 (43.85%)
	26-35	57 (30.48%)
	36-45	21 (11.23%)
	46-55	
	56-65	
TRN M2F	18-25	42 (8.09%)
	26-35	187 (36.03%)
	36-45	175 (33.72%)
	46-55	82 (15.80%)
	56-65	29 (5.59%)
	66+	4 (0.77%)

Race / Ethnicity

	TRN F2M	TRN M2F
African American-Non Hispanic	101 (54.01%)	127 (24.47%)
Asian		5 (0.96%)
Hispanic	43 (22.99%)	65 (12.52%)
Native American	8 (4.28%)	36 (6.94%)
White-Non Hispanic	35 (18.72%)	286 (55.11%)

(b)(7)(E); (b)(7)(F)

Inmate Security Level

	TRN F2M	TRN M2F
HIGH		170 (32.76%)
MEDIUM		180 (34.68%)
LOW	143 (76.47%)	151 (29.09%)
MINIMUM	44 (23.53%)	13 (2.50%)
UNASSG		5 (0.96%)

Disciplinary History

TRN	None	81
F2M	Any 100 Level in Past 10 Yrs	14
	Two+ 200 Level Past 2 Years	
	One 200 Level Past 2 Years	35
	Two+ 300 Level Past Year	
	One 300 Level Past Year	15
	Two+ 400 Level Past Year	
	One 400 Level Past Year	2
TRN	None	181
M2F	Any 100 Level in Past 10 Yrs	190
	Two+ 200 Level Past 2 Years	30
	One 200 Level Past 2 Years	66
	Two+ 300 Level Past Year	15
	One 300 Level Past Year	
	Two+ 400 Level Past Year	2
	One 400 Level Past Year	

Offenses

TRN F2M	No Information	3.21%
	01-DRUGS	39.04%
	02-WEAPONS/EXPLOSIVES	24.06%
	03-HOMICIDE/AGG ASSAULT	7.49%
	04-BURGLARY/LARCENY	5.35%
	06-COURT/CORRECTIONS	0.53%
	07-IMMIGRATION	4.81%
	08-FRAUD/BRIBERY/EXTORTION	6.95%
	09-SEX OFFENSES	3.74%
	11-ROBBERY	4.28%
	13-MISCELLANEOUS	0.53%
TRN M2F	No Information	2.50%
	01-DRUGS	10.02%
	02-WEAPONS/EXPLOSIVES	9.63%
	03-HOMICIDE/AGG ASSAULT	7.32%
	04-BURGLARY/LARCENY	2.12%
	05-COUNTERFEIT/EMBEZZLEMENT	0.39%
	06-COURT/CORRECTIONS	0.58%
	07-IMMIGRATION	3.08%
	08-FRAUD/BRIBERY/EXTORTION	8.86%
	09-SEX OFFENSES	44.32%
	11-ROBBERY	10.60%
	13-MISCELLANEOUS	0.58%

Medical Care Level

	TRN F2M	TRN M2F
SCRN1	3 (1.60%)	1 (0.19%)
CARE1	119 (63.64%)	221 (42.83%)
CARE2	60 (32.09%)	272 (52.71%)
CARE3	2 (1.07%)	16 (3.10%)
CARE4	1 (0.53%)	5 (0.97%)
SCRN2	2 (1.07%)	1 (0.19%)

Mental Health Care Level

	TRN F2M	TRN M2F
CARE1-MH	163 (87.17%)	400 (77.22%)
CARE2-MH	19 (10.16%)	94 (18.15%)
CARE3-MH	2 (1.07%)	23 (4.44%)
CARE4-MH	1 (0.53%)	1 (0.19%)
SCRN1-MH	1 (0.53%)	
STDY3-MH	1 (0.53%)	

Percent of A-DES TRANS & Non-TRANS in Restrictive Housing

TRANS Assignment (12.18%)
No TRANS Assignment (5.79%)

Transgender Inmate Report

Data current as of: September 30, 2018

Location by Region Total Institutions with Transgender Inmates: 89

		TRN F2M	TRN M2F			TRN F2M	TRN M2F
MXR	ALDERSON FPC	4		SCR	BASTROP FCI		6
	BECKLEY FCI		2		BEAUMONT LOW FCI		11
	BIG SANDY USP		1		BEAUMONT MED FCI		2
	BUTNER FMC		3		BEAUMONT USP		3
	BUTNER LOW FCI		2		BIG SPRING FCI		2
	BUTNER MED FCI		9		CARSWELL FMC	29	1
	BUTNER MED II FCI		1		FORREST CITY FCI		2
	CUMBERLAND FCI		1		FORT WORTH FMC		7
	GILMER FCI		1		LA TUNA FCI		3
	HAZELTON FCI	36	9		OAKDALE FCI		3
	HAZELTON USP		7		OAKDALE FDC		2
	LEXINGTON FMC	1	6		SEAGOVILLE FCI		17
	MANCHESTER FCI		1		TEXARKANA FCI		2
	MCCREARY USP		2		THREE RIVERS FCI		1
	MCDOWELL FCI		2				
	MEMPHIS FCI		2				
	PETERSBURG MED FCI		21				
NCR	ENGLEWOOD FCI		6	SER	ADAMS COUNTY CORR CTR C		1
	FLORENCE ADMAX USP		1		ALICEVILLE FCL	7	1
	FLORENCE FCI		3		ATLANTA USP		2
	FLORENCE HIGH USP		6		BENNETTSVILLE FCI		2
	GREENVILLE FCI	2	1		COLEMAN I USP		4
	LEAVENWORTH USP		2		COLEMAN II USP		27
	MARION USP		25		COLEMAN LOW FCI		4
	MILAN FCI		4		COLEMAN MED FCI	5	1
	PEKIN FCI	3	1		EDGEFIELD FCI		8
	ROCHESTER FMC		1		ESTILL FCI		3
	SANDSTONE FCI		4		JESUP FCI		4
	TERRE HAUTE USP		29		MARIANNA FCI	2	18
	WASECA FCI	21			MIAMI FCI		3
					TALLADEGA FCI		3
					TALLAHASSEE FCI	41	
					WILLIAMSBURG FCI		8
					YAZOO CITY FCI		1
NER	ALLENWOOD LOW FCI		4	WXR	ATWATER USP		6
	ALLENWOOD MED FCI		8		DUBLIN FCI	14	1
	ALLENWOOD USP		3		LOMPOC FCI		3
	BERLIN FCI		2		LOMPOC USP		3
	CANAAN USP		2		MENDOTA MED FCI		1
	DANBURY FCI	5	2		PHOENIX FCI	1	
	DEVENS FMC		7		SEATAC FDC		3
	ELKTON FCI		16		SHERIDAN FCI		2
	FAIRTON FCI		5		TERMINAL ISL FCI		5
	FORT DIX FCI		8		TUCSON FCI		1
	LEWISBURG USP		10		TUCSON USP		54
	LORETTO FCI		4		VICTORVILLE MED FCI		1
	MCKEAN FCI		1		VICTORVILLE USP		1
	OTISVILLE FCI		5				
	SCHUYLKILL FCI		8				

Transgender Inmate Report

Data current as of: October 20, 2018

OVERALL TRANS ASSIGNMENTS

TRN F2M	192 (26.37%)
TRN M2F	536 (73.63%)
TOTAL	728 (100.00%)

Age Groups

TRN F2M	18 - 25	
	26 - 35	84 (43.75%)
	36 - 45	58 (30.21%)
	46 - 55	21 (10.94%)
	56 - 65	
TRN M2F	18 - 25	42 (7.84%)
	26 - 35	196 (36.57%)
	36 - 45	180 (33.58%)
	46 - 55	84 (15.67%)
	56 - 65	30 (5.60%)
	66 +	4 (0.75%)

Race / Ethnicity

	TRN F2M	TRN M2F
African American-Non Hispanic	104 (54.17%)	132 (24.63%)
Asian		5 (0.93%)
Hispanic	46 (23.96%)	67 (12.50%)
Native American	8 (4.17%)	38 (7.09%)
White-Non Hispanic	34 (17.71%)	294 (54.85%)

(b)(7)(E); (b)(7)(F)

Medical Care Level

	TRN F2M	TRN M2F
SCRN1	3 (1.56%)	3 (0.56%)
CARE1	122 (63.54%)	235 (44.01%)
CARE2	61 (31.77%)	274 (51.31%)
CARE3	5 (2.60%)	15 (2.81%)
CARE4		5 (0.94%)
SCRN2	1 (0.52%)	2 (0.37%)

Mental Health Care Level

	TRN F2M	TRN M2F
SCRN4-MH		1 (0.19%)
CARE1-MH	168 (87.50%)	416 (77.61%)
CARE2-MH	19 (9.90%)	94 (17.54%)
CARE3-MH	2 (1.04%)	24 (4.48%)
CARE4-MH	1 (0.52%)	1 (0.19%)
SCRN1-MH	1 (0.52%)	
STDY3-MH	1 (0.52%)	

Inmate Security Level

	TRN F2M	TRN M2F
HIGH		176 (32.84%)
MEDIUM		186 (34.70%)
LOW	148 (77.08%)	155 (28.92%)
MINIMUM	44 (22.92%)	15 (2.80%)
UNASSG		4 (0.75%)

Disciplinary History

TRN	None	81
F2M	Any 100 Level in Past 10 Yrs	14
	Two+ 200 Level Past 2 Years	
	One 200 Level Past 2 Years	36
	Two+ 300 Level Past Year	
	One 300 Level Past Year	16
	Two+ 400 Level Past Year	
	One 400 Level Past Year	2
TRN	None	
M2F	Any 100 Level in Past 10 Yrs	202
	Two+ 200 Level Past 2 Years	30
	One 200 Level Past 2 Years	66
	Two+ 300 Level Past Year	18
	One 300 Level Past Year	
	Two+ 400 Level Past Year	2
	One 400 Level Past Year	

Offenses

TRN F2M	No Information	2.60%
	01-DRUGS	36.98%
	02-WEAPONS/EXPLOSIVES	23.44%
	03-HOMICIDE/AGG ASSAULT	7.81%
	04-BURGLARY/LARCENY	5.73%
	06-COURT/CORRECTIONS	0.52%
	07-IMMIGRATION	6.77%
	08-FRAUD/BRIBERY/EXTORTION	7.29%
	09-SEX OFFENSES	3.65%
	11-ROBBERY	4.69%
	13-MISCELLANEOUS	0.52%
TRN M2F	No Information	2.61%
	01-DRUGS	9.89%
	02-WEAPONS/EXPLOSIVES	9.70%
	03-HOMICIDE/AGG ASSAULT	7.46%
	04-BURGLARY/LARCENY	2.24%
	05-COUNTERFEIT/EMBEZZLEMENT	0.37%
	06-COURT/CORRECTIONS	0.56%
	07-IMMIGRATION	2.99%
	08-FRAUD/BRIBERY/EXTORTION	8.77%
	09-SEX OFFENSES	44.40%
	11-ROBBERY	10.26%
	13-MISCELLANEOUS	0.75%

Percent of A-DES TRANS & Non-TRANS in Restrictive Housing

TRANS Assignment	(13.33%)
No TRANS Assignment	(5.80%)

Transgender Inmate Report

Data current as of: October 20, 2018

Location by Region Total Institutions with Transgender Inmates: 88

		TRN F2M	TRN M2F			TRN F2M	TRN M2F
MXR	ALDERSON FPC	4		SCR	BASTROP FCI		6
	BECKLEY FCI		2		BEAUMONT LOW FCI		12
	BIG SANDY USP		1		BEAUMONT MED FCI		2
	BUTNER FMC		3		BEAUMONT USP		2
	BUTNER LOW FCI		2		BIG SPRING FCI		2
	BUTNER MED FCI		9		CARSWELL FMC	31	1
	BUTNER MED II FCI		2		FORREST CITY FCI		3
	CUMBERLAND FCI		1		FORT WORTH FMC		7
	GILMER FCI		1		LA TUNA FCI		3
	HAZELTON FCI	38	8		OAKDALE FCI		3
	HAZELTON USP		7		OAKDALE FDC		2
	LEXINGTON FMC	1	6		POLLOCK USP		2
	MANCHESTER FCI		1		SEAGOVILLE FCI		19
	MCCREARY USP		2		TEXARKANA FCI		3
	MCDOWELL FCI		3		THREE RIVERS FCI		2
	MEMPHIS FCI		3				
	PETERSBURG MED FCI		22				

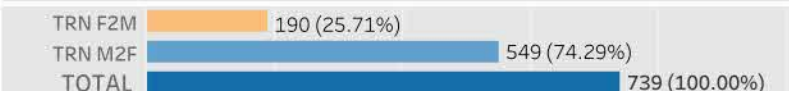
NCR	ENGLEWOOD FCI		6	SER	ADAMS COUNTY CORR CTR CI		1
	FLORENCE ADMAX USP		1		ALICEVILLE FCI	7	1
	FLORENCE FCI		3		ATLANTA USP		2
	FLORENCE HIGH USP		7		BENNETTSVILLE FCI		2
	GREENVILLE FCI	2	1		COLEMAN I USP		4
	LEAVENWORTH USP		2		COLEMAN II USP		28
	MARION USP		25		COLEMAN LOW FCI		4
	MILAN FCI		4		COLEMAN MED FCI	6	1
	PEKIN FCI	2	1		EDGEFIELD FCI		9
	ROCHESTER FMC		1		ESTILL FCI		4
	SANDSTONE FCI		4		JESUP FCI		4
	TERRE HAUTE USP		29		MIAMI FCI		3
	WASECA FCI	22			TALLADEGA FCI		3
					TALLAHASSEE FCI	41	
					WILLIAMSBURG FCI		7
					YAZOO CITY FCI		1

NER	ALLENWOOD LOW FCI		4	WXR	ATWATER USP		5
	ALLENWOOD MED FCI		8		DUBLIN FCI	15	1
	ALLENWOOD USP		2		LOMPOC FCI		3
	BERLIN FCI		2		LOMPOC USP		3
	CANAAN USP		3		MENDOTA MED FCI		1
	DANBURY FCI	5	2		PHOENIX FCI	1	
	DEVENS FMC		7		SEATAC FDC		3
	ELKTON FCI		17		SHERIDAN FCI		2
	FAIRTON FCI		6		TERMINAL ISL FCI		5
	FORT DIX FCI		7		TUCSON USP		57
	LEWISBURG USP		12		VICTORVILLE MED FCI		1
	LORETTO FCI		4		VICTORVILLE USP		2
	MCKEAN FCI		1				
	OTISVILLE FCI		5				
	SCHUYLKILL FCI		8				

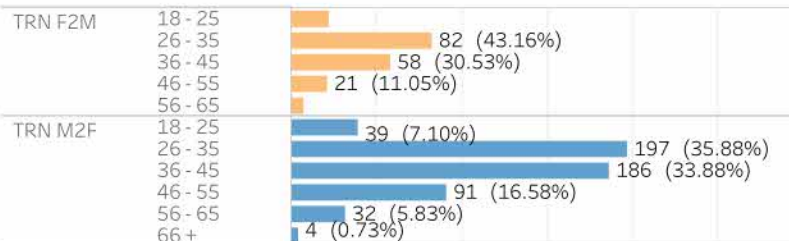
Transgender Inmate Report

Data current as of: November 24, 2018

OVERALL TRANS ASSIGNMENTS



Age Groups



Race / Ethnicity

	TRN F2M	TRN M2F
African American-Non Hispanic	104 (54.74%)	136 (24.77%)
Asian	5 (0.91%)	5 (0.91%)
Hispanic	47 (24.74%)	70 (12.75%)
Native American	7 (3.68%)	38 (6.92%)
White-Non Hispanic	32 (16.84%)	300 (54.64%)

(b)(7)(E); (b)(7)(F)

Inmate Security Level

	TRN F2M	TRN M2F
HIGH		181 (32.97%)
MEDIUM		193 (35.15%)
LOW	145 (76.32%)	157 (28.60%)
MINIMUM	45 (23.68%)	13 (2.37%)
UNASSG		5 (0.91%)

Disciplinary History

TRN	None	83
F2M	Any 100 Level in Past 10 Yrs	16
	Two+ 200 Level Past 2 Years	36
	One 200 Level Past 2 Years	13
	Two+ 300 Level Past Year	2
	One 300 Level Past Year	194
	Two+ 400 Level Past Year	204
	One 400 Level Past Year	30
TRN	None	69
M2F	Any 100 Level in Past 10 Yrs	18
	Two+ 200 Level Past 2 Years	1
	One 200 Level Past 2 Years	
	Two+ 300 Level Past Year	
	One 300 Level Past Year	
	Two+ 400 Level Past Year	
	One 400 Level Past Year	

Offenses

TRN F2M	No Information	2.63%
	01-DRUGS	36.32%
	02-WEAPONS/EXPLOSIVES	24.21%
	03-HOMICIDE/AGG ASSAULT	7.89%
	04-BURGLARY/LARCENY	5.79%
	06-COURT/CORRECTIONS	0.53%
	07-IMMIGRATION	6.32%
	08-FRAUD/BRIBERY/EXTORTION	7.89%
	09-SEX OFFENSES	3.16%
	11-ROBBERY	4.74%
	13-MISCELLANEOUS	0.53%
TRN M2F	No Information	2.73%
	01-DRUGS	10.20%
	02-WEAPONS/EXPLOSIVES	9.47%
	03-HOMICIDE/AGG ASSAULT	7.65%
	04-BURGLARY/LARCENY	2.19%
	05-COUNTERFEIT/EMBEZZLEMENT	0.36%
	06-COURT/CORRECTIONS	0.73%
	07-IMMIGRATION	3.10%
	08-FRAUD/BRIBERY/EXTORTION	8.38%
	09-SEX OFFENSES	44.26%
	11-ROBBERY	10.02%
	13-MISCELLANEOUS	0.91%

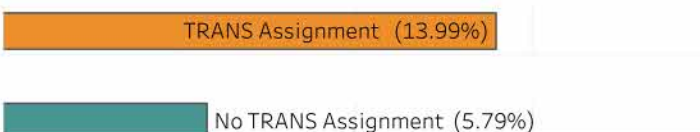
Medical Care Level

	TRN F2M	TRN M2F
SCRN1	3 (1.58%)	2 (0.37%)
CARE1	119 (62.63%)	232 (42.57%)
CARE2	63 (33.16%)	289 (53.03%)
CARE3	3 (1.58%)	15 (2.75%)
CARE4	2 (1.05%)	4 (0.73%)
SCRN2	2 (1.05%)	3 (0.55%)

Mental Health Care Level

	TRN F2M	TRN M2F
SCRN2-MH	1 (0.53%)	1 (0.18%)
STDY4-MH	167 (87.89%)	428 (77.96%)
CARE1-MH	19 (10.00%)	93 (16.94%)
CARE2-MH	2 (1.05%)	25 (4.55%)
CARE3-MH	1 (0.53%)	1 (0.18%)
CARE4-MH	1 (0.53%)	1 (0.18%)
SCRN1-MH	1 (0.53%)	1 (0.18%)

Percent of A-DES TRANS & Non-TRANS in Restrictive Housing



Transgender Inmate Report

Data current as of: November 24, 2018

Location by Region Total Institutions with Transgender Inmates: 95

		TRN F2M	TRN M2F			TRN F2M	TRN M2F
MXR	ALDERSON FPC	3		SCR	BASTROP FCI		6
	BECKLEY FCI		2		BEAUMONT LOW FCI		11
	BIG SANDY USP		1		BEAUMONT MED FCI		1
	BUTNER FMC		3		BEAUMONT USP		2
	BUTNER LOW FCI		1		BIG SPRING CI		1
	BUTNER MED FCI		10		BIG SPRING FCI		1
	BUTNER MED II FCI		2		CARSWELL FMC	29	1
	CUMBERLAND FCI		1		FORREST CITY FCI		3
	GILMER FCI		2		FORT WORTH FMC		7
	HAZELTON FCI	37	8		LA TUNA FCI		3
	HAZELTON USP		6		OAKDALE FCI		2
	LEE USP		1		OAKDALE FDC		2
	LEXINGTON FMC		5		POLLOCK MED FCI		1
	MANCHESTER FCI		1		POLLOCK USP		1
	MCCREARY USP		1		SEAGOVILLE FCI		20
	MCDOWELL FCI		3		TEXARKANA FCI		4
	MEMPHIS FCI		2		THREE RIVERS FCI		2
	PETERSBURG FCI		1				
	PETERSBURG MED FCI		22				
NCR	ENGLEWOOD FCI		8	SER	ADAMS COUNTY CORR CTR CI		1
	FLORENCE ADMAX USP		1		ALICEVILLE FCI	8	1
	FLORENCE FCI		3		ATLANTA USP		2
	FLORENCE HIGH USP		6		BENNETTSVILLE FCI		3
	GREENVILLE FCI	2	2		COLEMAN I USP		2
	LEAVENWORTH USP		2		COLEMAN II USP		26
	MARION USP		27		COLEMAN LOW FCI		4
	MILAN FCI		3		COLEMAN MED FCI	7	1
	PEKIN FCI	2	1		EDGEFIELD FCI		9
	ROCHESTER FMC		1		ESTILL FCI		4
	SANDSTONE FCI		4		GUAYNABO MDC	1	
	TERRE HAUTE USP		33		JESUP FCI		4
	WASECA FCI	22			MIAMI FCI		3
					TALLADEGA FCI		2
					TALLAHASSEE FCI	43	
NER	ALLENWOOD LOW FCI		4	WXR	WILLIAMSBURG FCI		7
	ALLENWOOD MED FCI		7		YAZOO CITY FCI		1
	ALLENWOOD USP		2		YAZOO CITY MED FCI		1
	BERLIN FCI		2				
	CANAAN USP		3				
	DANBURY FCI	6	2				
	DEVENS FMC		8				
	ELKTON FCI		17				
	FAIRTON FCI		7				
	FORT DIX FCI		6				
	LEWISBURG USP		15				
	LORETTO FCI		3				
	MCKEAN FCI		1				
	OTISVILLE FCI		5				
	SCHUYLKILL FCI		9				
					ATWATER USP		4
					DUBLIN FCI	10	1
					LOMPOC FCI		3
					LOMPOC USP		3
					MENDOTA MED FCI		2
					PHOENIX FCI	1	
					SAN DIEGO MCC		1
					SEATAC FDC		3
					SHERIDAN FCI		3
					TERMINAL ISL FCI		6
					TUCSON USP		60
					VICTORVILLE MED FCI		2
					VICTORVILLE USP		2

Transgender Inmate Report

Data current as of: December 8, 2018

OVERALL TRANS ASSIGNMENTS

TRN F2M	192 (25.74%)
TRN M2F	554 (74.26%)
TOTAL	746 (100.00%)

Age Groups

TRN F2M	18 - 25	
	26 - 35	81 (42.19%)
	36 - 45	58 (30.21%)
	46 - 55	23 (11.98%)
	56 - 65	
TRN M2F	18 - 25	39 (7.04%)
	26 - 35	196 (35.38%)
	36 - 45	190 (34.30%)
	46 - 55	93 (16.79%)
	56 - 65	32 (5.78%)
	66 +	4 (0.72%)

Race / Ethnicity

	TRN F2M	TRN M2F
African American-Non Hispanic	104 (54.17%)	136 (24.55%)
Asian		5 (0.90%)
Hispanic	48 (25.00%)	71 (12.82%)
Native American	7 (3.65%)	40 (7.22%)
White-Non Hispanic	33 (17.19%)	302 (54.51%)

(b)(7)(E); (b)(7)(F)

Medical Care Level

	TRN F2M	TRN M2F
SCRN1	3 (1.56%)	
CARE1	119 (61.98%)	236 (42.91%)
CARE2	64 (33.33%)	292 (53.09%)
CARE3	4 (2.08%)	15 (2.73%)
CARE4	1 (0.52%)	4 (0.73%)
SCRN2	1 (0.52%)	3 (0.55%)

Mental Health Care Level

	TRN F2M	TRN M2F
SCRN2-MH	1 (0.52%)	1 (0.18%)
CARE1-MH	169 (88.02%)	434 (78.34%)
CARE2-MH	18 (9.38%)	92 (16.61%)
CARE3-MH	3 (1.56%)	26 (4.69%)
CARE4-MH	1 (0.52%)	1 (0.18%)

Inmate Security Level

	TRN F2M	TRN M2F
HIGH		182 (32.85%)
MEDIUM		195 (35.20%)
LOW	149 (77.60%)	159 (28.70%)
MINIMUM	43 (22.40%)	13 (2.35%)
UNASSG		5 (0.90%)

Disciplinary History

TRN	None	85
F2M	Any 100 Level in Past 10 Yrs	16
	Two+ 200 Level Past 2 Years	28
	One 200 Level Past 2 Years	37
	Two+ 300 Level Past Year	10
	One 300 Level Past Year	14
	One 400 Level Past Year	
TRN	None	191
M2F	Any 100 Level in Past 10 Yrs	206
	Two+ 200 Level Past 2 Years	31
	One 200 Level Past 2 Years	72
	Two+ 300 Level Past Year	19
	One 300 Level Past Year	32
	Two+ 400 Level Past Year	1
	One 400 Level Past Year	

Offenses

TRN F2M	No Information	2.60%
	01-DRUGS	38.02%
	02-WEAPONS/EXPLOSIVES	23.96%
	03-HOMICIDE/AGG ASSAULT	7.29%
	04-BURGLARY/LARCENY	5.73%
	06-COURT/CORRECTIONS	0.52%
	07-IMMIGRATION	5.73%
	08-FRAUD/BRIBERY/EXTORTION	7.29%
	09-SEX OFFENSES	3.13%
	11-ROBBERY	4.69%
	13-MISCELLANEOUS	1.04%
TRN M2F	No Information	2.71%
	01-DRUGS	10.47%
	02-WEAPONS/EXPLOSIVES	9.39%
	03-HOMICIDE/AGG ASSAULT	7.58%
	04-BURGLARY/LARCENY	2.17%
	05-COUNTERFEIT/EMBEZZLEMENT	0.36%
	06-COURT/CORRECTIONS	0.72%
	07-IMMIGRATION	2.89%
	08-FRAUD/BRIBERY/EXTORTION	7.94%
	09-SEX OFFENSES	44.95%
	11-ROBBERY	9.93%
	13-MISCELLANEOUS	0.90%

Percent of A-DES TRANS & Non-TRANS in Restrictive Housing

TRANS Assignment	(12.48%)
No TRANS Assignment	(5.79%)

Transgender Inmate Report

Data current as of: December 8, 2018

Location by Region Total Institutions with Transgender Inmates: 94

		TRN F2M	TRN M2F			TRN F2M	TRN M2F
MXR	ALDERSON FPC	3		SCR	BASTROP FCI		5
	BECKLEY FCI		2		BEAUMONT LOW FCI		11
	BIG SANDY USP		1		BEAUMONT MED FCI		1
	BUTNER FMC		3		BEAUMONT USP		3
	BUTNER LOW FCI		1		BIG SPRING CI		1
	BUTNER MED FCI		10		BIG SPRING FCI		1
	BUTNER MED II FCI		2		CARSWELL FMC	29	1
	CUMBERLAND FCI		1		FORREST CITY FCI		4
	GILMER FCI		2		FORT WORTH FMC		7
	HAZELTON FCI	37	7		LA TUNA FCI		4
	HAZELTON USP		6		OAKDALE FCI		2
	LEE USP		1		OAKDALE FDC		2
	LEXINGTON FMC		6		POLLOCK MED FCI		1
	MANCHESTER FCI		1		SEAGOVILLE FCI		21
	MCCREARY USP		1		TEXARKANA FCI		4
	MCDOWELL FCI		3		THREE RIVERS FCI		2
	MEMPHIS FCI		2				
	PETERSBURG FCI		1				
	PETERSBURG MED FCI		21				
NCR	ENGLEWOOD FCI		8	SER	ADAMS COUNTY CORR CTR CI		1
	FLORENCE ADMAX USP		1		ALICEVILLE FCI	7	1
	FLORENCE FCI		3		ATLANTA USP		2
	FLORENCE HIGH USP		7		BENNETTSVILLE FCI		3
	GREENVILLE FCI	2	2		COLEMAN I USP		2
	LEAVENWORTH USP		1		COLEMAN II USP		26
	MARION USP		27		COLEMAN LOW FCI		5
	MILAN FCI		3		COLEMAN MED FCI	7	1
	PEKIN FCI	2	1		EDGEFIELD FCI		9
	ROCHESTER FMC		1		ESTILL FCI		5
	SANDSTONE FCI		3		GUAYNABO MDC	1	
	TERRE HAUTE USP		33		JESUP FCI		3
	WASECA FCI	23			MIAMI FCI		3
					TALLADEGA FCI		2
					TALLAHASSEE FCI	43	
					WILLIAMSBURG FCI		6
					YAZOO CITY FCI		1
					YAZOO CITY MED FCI		1
NER	ALLENWOOD LOW FCI		4	WXR	ATWATER USP		5
	ALLENWOOD MED FCI		7		DUBLIN FCI	11	1
	ALLENWOOD USP		2		LOMPOC FCI		3
	BERLIN FCI		2		LOMPOC USP		3
	CANAAN USP		3		MENDOTA MED FCI		2
	DANBURY FCI	6	1		PHOENIX FCI	1	
	DEVENS FMC		8		SAN DIEGO MCC		1
	ELKTON FCI		17		SEATAC FDC		3
	FAIRTON FCI		8		SHERIDAN FCI		3
	FORT DIX FCI		6		TERMINAL ISL FCI		7
	LEWISBURG USP		16		TUCSON USP		62
	LORETTO FCI		3		VICTORVILLE MED FCI		2
	MCKEAN FCI		1		VICTORVILLE USP		2
	OTISVILLE FCI		5				
	SCHUYLKILL FCI		9				

Transgender Inmate Report

Data current as of: February 28, 2019

OVERALL TRANS ASSIGNMENTS

TRN F2M	209 (26.62%)
TRN M2F	576 (73.38%)
TOTAL	785 (100.00%)

Age Groups

TRN F2M	18 - 25	91 (43.54%)
	26 - 35	60 (28.71%)
	36 - 45	25 (11.96%)
	46 - 55	
	56 - 65	
TRN M2F	18 - 25	38 (6.60%)
	26 - 35	212 (36.81%)
	36 - 45	194 (33.68%)
	46 - 55	92 (15.97%)
	56 - 65	36 (6.25%)
	66 +	4 (0.69%)

Race / Ethnicity

	TRN F2M	TRN M2F
African American-Non Hispanic	110 (52.63%)	142 (24.65%)
Asian		5 (0.87%)
Hispanic	54 (25.84%)	76 (13.19%)
Native American	7 (3.35%)	42 (7.29%)
White-Non Hispanic	38 (18.18%)	311 (53.99%)

(b)(7)(E); (b)(7)(F)

Inmate Security Level

	TRN F2M	TRN M2F
HIGH		201 (34.90%)
MEDIUM		190 (32.99%)
LOW	163 (77.99%)	165 (28.65%)
MINIMUM	46 (22.01%)	15 (2.60%)
UNASSG		5 (0.87%)

Disciplinary History

TRN	None	96
F2M	Any 100 Level in Past 10 Yrs	19
	Two+ 200 Level Past 2 Years	27
	One 200 Level Past 2 Years	40
	Two+ 300 Level Past Year	11
	One 300 Level Past Year	14
	One 400 Level Past Year	2
TRN	None	201
M2F	Any 100 Level in Past 10 Yrs	212
	Two+ 200 Level Past 2 Years	36
	One 200 Level Past 2 Years	71
	Two+ 300 Level Past Year	20
	One 300 Level Past Year	35
	One 400 Level Past Year	1

Offenses

TRN F2M	No Information	3.83%
	01-DRUGS	38.28%
	02-WEAPONS/EXPLOSIVES	22.01%
	03-HOMICIDE/AGG ASSAULT	6.70%
	04-BURGLARY/LARCENY	5.26%
	06-COURT/CORRECTIONS	0.96%
	07-IMMIGRATION	4.78%
	08-FRAUD/BRIBERY/EXTORTION	8.13%
	09-SEX OFFENSES	3.83%
	11-ROBBERY	5.26%
	13-MISCELLANEOUS	0.96%
TRN M2F	No Information	2.95%
	01-DRUGS	10.24%
	02-WEAPONS/EXPLOSIVES	9.72%
	03-HOMICIDE/AGG ASSAULT	7.12%
	04-BURGLARY/LARCENY	2.08%
	05-COUNTERFEIT/EMBEZZLEMENT	0.17%
	06-COURT/CORRECTIONS	0.87%
	07-IMMIGRATION	2.60%
	08-FRAUD/BRIBERY/EXTORTION	7.64%
	09-SEX OFFENSES	46.53%
	11-ROBBERY	9.20%
	13-MISCELLANEOUS	0.87%

Medical Care Level

	TRN F2M	TRN M2F
SCRN1	3 (1.44%)	2 (0.35%)
CARE1	127 (60.77%)	247 (43.11%)
CARE2	71 (33.97%)	303 (52.88%)
CARE3	4 (1.91%)	14 (2.44%)
CARE4	2 (0.96%)	4 (0.70%)
SCRN2	2 (0.96%)	2 (0.35%)
SCRN4		1 (0.17%)

Mental Health Care Level

	TRN F2M	TRN M2F
SCRN4-MH		1 (0.17%)
SCRN2-MH	1 (0.48%)	1 (0.17%)
CARE1-MH	183 (87.56%)	456 (79.30%)
CARE2-MH	21 (10.05%)	88 (15.30%)
CARE3-MH	4 (1.91%)	27 (4.70%)
CARE4-MH		1 (0.17%)
STDY3-MH		1 (0.17%)

Percent of A-DES TRANS & Non-TRANS in Restrictive Housing

TRANS Assignment	(13.39%)
No TRANS Assignment	(5.85%)

Transgender Inmate Report

Data current as of: February 28, 2019

Location by Region Total Institutions with Transgender Inmates: 95

		TRN F2M	TRN M2F			TRN F2M	TRN M2F
MXR	ALDERSON FPC	2		SCR	BASTROP FCI		5
	BECKLEY FCI		2		BEAUMONT LOW FCI		10
	BIG SANDY USP		1		BEAUMONT MED FCI		1
	BUTNER FMC		2		BEAUMONT USP		4
	BUTNER LOW FCI		1		BIG SPRING FCI		1
	BUTNER MED FCI		8		CARSWELL FMC	33	1
	BUTNER MED II FCI		2		FORREST CITY FCI		5
	CUMBERLAND FCI		1		FORT WORTH FMC		7
	GILMER FCI		5		LA TUNA FCI		3
	HAZELTON FCI	46	5		OAKDALE FCI		3
	HAZELTON USP		2		OAKDALE FDC		2
	LEE USP		1		POLLOCK MED FCI		1
	LEXINGTON FMC		6		POLLOCK USP		1
	MANCHESTER FCI		1		SEAGOVILLE FCI		24
	MCCREARY USP		1		TEXARKANA FCI		4
	MCDOWELL FCI		2		THREE RIVERS FCI		1
	MEMPHIS FCI		2				
	PETERSBURG FCI		1				
	PETERSBURG MED FCI		25				
NCR	ENGLEWOOD FCI		10	SER	ADAMS COUNTY CORR CTR CI		1
	FLORENCE ADMAX USP		1		ALICEVILLE FCI	9	1
	FLORENCE FCI		5		ATLANTA USP		3
	FLORENCE HIGH USP		4		BENNETTSVILLE FCI		4
	GREENVILLE FCI	2	3		COLEMAN I USP		1
	MARION USP		25		COLEMAN II USP		27
	MILAN FCI		4		COLEMAN LOW FCI		4
	PEKIN FCI	2	2		COLEMAN MED FCI	7	1
	SANDSTONE FCI		4		EDGEFIELD FCI		10
	SPRINGFIELD USMCFP		1		ESTILL FCI		6
	TERRE HAUTE USP		37		JESUP FCI		5
	THOMSON ADMIN USP		3		MIAMI FCI		1
	WASECA FCI	22			TALLADEGA FCI		1
					TALLAHASSEE FCI	43	
NER	ALLENWOOD LOW FCI		5		WILLIAMSBURG FCI		6
	ALLENWOOD MED FCI		4		YAZOO CITY FCI		1
	ALLENWOOD USP		4		YAZOO CITY MED FCI		1
	BERLIN FCI		1		YAZOO CITY USP		16
	CANAAN USP		2	WXR	ATWATER USP		5
	DANBURY FCI	5	1		DUBLIN FCI	13	1
	DEVENS FMC		8		LOMPOC FCI		4
	ELKTON FCI		15		LOMPOC USP		4
	FAIRTON FCI		10		MENDOTA MED FCI		2
	FORT DIX FCI		5		PHOENIX FCI	1	1
	LEWISBURG USP		17		SAN DIEGO MCC		2
	LORETTO FCI		4		SEATAC FDC	1	3
	MCKEAN FCI		1		SHERIDAN FCI		3
	OTISVILLE FCI		4		TERMINAL ISL FCI		8
	PHILADELPHIA FDC	2			TUCSON USP		74
	SCHUYLKILL FCI		8		VICTORVILLE MED FCI		2
					VICTORVILLE USP		2

Transgender Inmate Report

Data current as of: March 30, 2019

OVERALL TRANS ASSIGNMENTS

TRN F2M	220 (27.03%)
TRN M2F	594 (72.97%)
TOTAL	814 (100.00%)

Age Groups

TRN F2M	18 - 25	98 (44.55%)
	26 - 35	61 (27.73%)
	36 - 45	26 (11.82%)
	46 - 55	
	56 - 65	
TRN M2F	18 - 25	38 (6.40%)
	26 - 35	223 (37.54%)
	36 - 45	200 (33.67%)
	46 - 55	93 (15.66%)
	56 - 65	37 (6.23%)
	66 +	3 (0.51%)

Race / Ethnicity

	TRN F2M	TRN M2F
African American-Non Hispanic	115 (52.27%)	145 (24.41%)
Asian		5 (0.84%)
Hispanic	57 (25.91%)	81 (13.64%)
Native American	7 (3.18%)	45 (7.58%)
White-Non Hispanic	41 (18.64%)	318 (53.54%)

(b)(7)(E); (b)(7)(F)

Medical Care Level

	TRN F2M	TRN M2F
SCRN1	4 (1.82%)	2 (0.34%)
CARE1	133 (60.45%)	260 (44.07%)
CARE2	73 (33.18%)	308 (52.20%)
CARE3	5 (2.27%)	13 (2.20%)
CARE4	2 (0.91%)	3 (0.51%)
SCRN2	3 (1.36%)	2 (0.34%)
SCRN3		1 (0.17%)
SCRN4		1 (0.17%)

Mental Health Care Level

	TRN F2M	TRN M2F
SCRN2-MH	1 (0.45%)	2 (0.34%)
CARE1-MH	193 (87.73%)	472 (79.60%)
CARE2-MH	21 (9.55%)	88 (14.84%)
CARE3-MH	4 (1.82%)	26 (4.38%)
CARE4-MH		1 (0.17%)
SCRN1-MH	1 (0.45%)	1 (0.17%)
STDY3-MH		3 (0.51%)

Inmate Security Level

	TRN F2M	TRN M2F
HIGH		211 (35.52%)
MEDIUM		189 (31.82%)
LOW	168 (76.36%)	175 (29.46%)
MINIMUM	52 (23.64%)	14 (2.36%)
UNASSG		5 (0.84%)

Disciplinary History

TRN	None	97
F2M	Any 100 Level in Past 10 Yrs	22
	Two+ 200 Level Past 2 Years	28
	One 200 Level Past 2 Years	42
	Two+ 300 Level Past Year	14
	One 300 Level Past Year	15
	One 400 Level Past Year	2
TRN	None	216
M2F	Any 100 Level in Past 10 Yrs	215
	Two+ 200 Level Past 2 Years	38
	One 200 Level Past 2 Years	71
	Two+ 300 Level Past Year	20
	One 300 Level Past Year	33
	One 400 Level Past Year	1

Offenses

TRN F2M	No Information	4.55%
	01-DRUGS	36.82%
	02-WEAPONS/EXPLOSIVES	22.27%
	03-HOMICIDE/AGG ASSAULT	6.36%
	04-BURGLARY/LARCENY	5.45%
	05-COUNTERFEIT/EMBEZZLEMENT	0.91%
	06-COURT/CORRECTIONS	0.91%
	07-IMMIGRATION	5.00%
	08-FRAUD/BRIBERY/EXTORTION	8.64%
	09-SEX OFFENSES	3.18%
	11-ROBBERY	5.00%
	13-MISCELLANEOUS	0.91%
TRN M2F	No Information	3.54%
	01-DRUGS	9.93%
	02-WEAPONS/EXPLOSIVES	9.43%
	03-HOMICIDE/AGG ASSAULT	7.07%
	04-BURGLARY/LARCENY	2.53%
	05-COUNTERFEIT/EMBEZZLEMENT	0.17%
	06-COURT/CORRECTIONS	0.67%
	07-IMMIGRATION	2.69%
	08-FRAUD/BRIBERY/EXTORTION	7.41%
	09-SEX OFFENSES	46.97%
	11-ROBBERY	8.92%
	13-MISCELLANEOUS	0.67%

Percent of A-DES TRANS & Non-TRANS in Restrictive Housing

TRANS Assignment	(14.90%)
No TRANS Assignment	(6.00%)

Transgender Inmate Report

Data current as of: March 30, 2019

Location by Region Total Institutions with Transgender Inmates: 94

		TRN F2M	TRN M2F			TRN F2M	TRN M2F
MXR	ALDERSON FPC	3		SCR	BASTROP FCI		5
	BECKLEY FCI		2		BEAUMONT LOW FCI		10
	BUTNER FMC		2		BEAUMONT MED FCI		1
	BUTNER LOW FCI		1		BEAUMONT USP		5
	BUTNER MED FCI		9		BIG SPRING FCI		1
	BUTNER MED II FCI		2		BRYAN FPC	1	
	CUMBERLAND FCI		1		CARSWELL FMC	37	1
	GILMER FCI		5		FORREST CITY FCI		5
	HAZELTON FCI	45	5		FORT WORTH FMC		6
	HAZELTON USP		3		LA TUNA FCI		5
	LEXINGTON FMC		7		OAKDALE FCI		3
	MANCHESTER FCI		1		OAKDALE FDC		2
	MCCREARY USP		2		POLLOCK MED FCI		1
	MCDOWELL FCI		3		SEAGOVILLE FCI		24
	MEMPHIS FCI		1		TEXARKANA FCI		5
	PETERSBURG FCI		1		THREE RIVERS FCI		1
	PETERSBURG MED FCI		27				
NCR	ENGLEWOOD FCI		11	SER	ADAMS COUNTY CORR CTR CI		1
	FLORENCE ADMAX USP		1		ALICEVILLE FCI	12	1
	FLORENCE FCI		6		ATLANTA USP		3
	FLORENCE HIGH USP		4		BENNETTSVILLE FCI		4
	GREENVILLE FCI	2	4		COLEMAN I USP		3
	LEAVENWORTH USP		1		COLEMAN II USP		30
	MARION USP		26		COLEMAN LOW FCI		3
	MILAN FCI		4		COLEMAN MED FCI	7	1
	PEKIN FCI	3	1		EDGEFIELD FCI		10
	SANDSTONE FCI		4		ESTILL FCI		7
	SPRINGFIELD USMCFP		1		JESUP FCI		5
	TERRE HAUTE USP		33		MIAMI FCI		1
	THOMSON ADMIN USP		4		TALLADEGA FCI		1
	WASECA FCI	22			TALLAHASSEE FCI	43	
NER	ALLENWOOD LOW FCI		5		WILLIAMSBURG FCI		5
	ALLENWOOD MED FCI		4		YAZOO CITY FCI		1
	ALLENWOOD USP		4		YAZOO CITY MED FCI		2
	CANAAN USP		2		YAZOO CITY USP		14
	DANBURY FCI	6	2	WXR	ATWATER USP		7
	DEVENS FMC		7		DUBLIN FCI	12	1
	ELKTON FCI		15		LOMPOC FCI		4
	FAIRTON FCI		10		LOMPOC USP		4
	FORT DIX FCI		5		MENDOTA MED FCI		2
	LEWISBURG USP		17		PHOENIX FCI	1	1
	LORETTO FCI		4		SAN DIEGO MCC		2
	MCKEAN FCI		1		SEATAC FDC	1	3
	OTISVILLE FCI		4		SHERIDAN FCI		4
	PHILADELPHIA FDC	3			TERMINAL ISL FCI		9
	RAY BROOK FCI		1		TUCSON USP		80
	SCHUYLKILL FCI		8		VICTORVILLE MED FCI		2
					VICTORVILLE USP		2

Destination Assignments

All those with TRN assignments who also have a current (no Stop Date) Destination Assignment.

Name	trans_asgmnt	Ars Asgmnt	Current Facility	Destination Facility Asgmnt	DST Start Date
(b)(6); (b)(7)(C); (b)(7)(F)	TRN M2F	A-DES	SEA	(b)(7)(E); (b)(7)(F)	7/23/2019
	TRN M2F	A-DES	LOM		8/13/2018
	TRN M2F	A-BOP HLD	BRO		3/8/2019
	TRN M2F	A-DES	SET		12/10/2019
	TRN M2F	A-DES	COP		2/26/2019
	TRN M2F	A-BOP HLD	OKL		2/13/2019
	TRN M2F	A-DES	SET		4/30/2018
	TRN M2F	A-BOP HLD	LEX		3/25/2019
	TRN M2F	A-DES	BML		3/14/2019
	TRN M2F	A-DES	SCH		7/2/2019
	TRN M2F	A-ADMIT	9-L		3/14/2019
	TRN M2F	A-DES	TCP		12/20/2018
	TRN M2F	A-DES	JES		7/11/2019
	TRN M2F	A-DES	ATW		3/25/2019
	TRN M2F	A-DES	ENG		9/18/2019
	TRN M2F	A-DES	TCP		11/27/2019
	TRN M2F	A-DES	ELK		3/26/2019
	TRN M2F	A-DES	SEA		1/9/2019
	TRN M2F	A-DES	SEA		1/28/2020
	TRN M2F	A-ADMIT	9-L		3/19/2019
	TRN M2F	A-DES	TRM		3/18/2019
	TRN M2F	A-DES	CLP		3/27/2019
	TRN M2F	A-BOP HLD	VIP		2/5/2019
	TRN F2M	A-DES	CRW		5/14/2019
	TRN M2F	A-DES	TCP		3/28/2019
	TRN F2M	A-DES	HAF		5/8/2019
	TRN M2F	A-ADMIT	9-L		3/21/2019
	TRN M2F	A-DES	EDG		8/15/2019
	TRN F2M	A-DES	DUB		1/28/2019
	TRN M2F	A-DES	ELK		7/2/2019
	TRN F2M	A-DES	TAL		1/2/2020
	TRN M2F	A-DES	SEA		4/9/2019
	TRN M2F	A-BOP HLD	OKL		12/10/2018
	TRN M2F	A-DES	TCP		10/3/2018
	TRN M2F	A-BOP HLD	OKL		3/11/2019
	TRN M2F	A-HLD	MIM		3/18/2019
	TRN F2M	A-DES	ALI		3/27/2019
	TRN F2M	A-BOP HLD	OKL		3/4/2019
	TRN M2F	A-DES	ENG		12/19/2018
	TRN M2F	A-DES	THP		3/5/2019
	TRN F2M	A-DES	WAS		12/28/2018
	TRN M2F	A-DES	SCH		10/3/2019
	TRN M2F	A-DES	LEW		3/18/2019
	TRN F2M	A-DES	GRE		4/11/2019
	TRN M2F	A-DES	LOM		1/9/2019

Destination Assignments

All those with TRN assignments who also have a current (no Stop Date) Destination Assignment.

Name	trans_asgmnt	Ars Asgmnt	Current Facility	Destination Facility Asgmnt	DST Start Date
(b)(6); (b)(7)(C); (b)(7)(F)	TRN M2F	A-DES	SCH	(b)(7)(E); (b)(7)(F)	3/27/2019
	TRN M2F	A-DES	BML		5/2/2019
	TRN M2F	A-DES	COL		2/13/2020
	TRN F2M	A-DES	TAL		7/17/2019
	TRN M2F	A-DES	MIA		2/17/2019
	TRN M2F	A-DES	THP		8/28/2019
	TRN M2F	A-DES	SDC		2/27/2019
	TRN M2F	A-DES	THA		4/16/2019
	TRN M2F	A-DES	BEN		2/21/2019
	TRN M2F	A-DES	SEA		6/26/2019
	TRN M2F	A-DES	ELK		2/8/2019
	TRN M2F	A-DES	HAZ		5/22/2019
	TRN F2M	A-DES	PHL		5/8/2019
	TRN M2F	A-DES	ATW		3/28/2019
	TRN M2F	A-DES	SEA		10/31/2019
	TRN F2M	A-DES	PHL		8/28/2019
	TRN M2F	A-DES	LEW		2/25/2019
	TRN M2F	A-DES	TCP		9/18/2019
	TRN F2M	A-DES	SET		6/20/2019
	TRN M2F	A-BOP HLD	BML		3/25/2019
	TRN M2F	A-DES	TCP		3/2/2019
	TRN M2F	A-DES	TCP		2/4/2019
	TRN F2M	A-DES	CRW		10/3/2019
	TRN M2F	A-DES	OTV		2/19/2019
	TRN M2F	A-DES	TCP		1/22/2018
	TRN M2F	A-DES	CLP		3/28/2019
	TRN F2M	A-DES	COM		8/1/2019
	TRN M2F	A-DES	GRE		5/18/2020
	TRN F2M	A-DES	CRW		3/21/2019
	TRN F2M	A-DES	CRW		1/25/2019
	TRN M2F	A-BOP HLD	OKL		2/13/2019
	TRN M2F	A-DES	CLP		3/4/2019
	TRN M2F	A-DES	YAP		3/20/2019
	TRN F2M	A-DES	CRW		6/6/2019
	TRN F2M	A-DES	DAN		4/30/2019
	TRN M2F	A-ADMIT	9-L		2/7/2019
	TRN F2M	A-DES	COM		12/5/2019
	TRN M2F	A-BOP HLD	OKL		2/20/2019
	TRN M2F	A-DES	THP		5/22/2019
	TRN M2F	A-DES	TCP		1/3/2019
	TRN M2F	A-DES	FOR		3/27/2019
	TRN M2F	A-DES	TCP		2/6/2019
	TRN F2M	A-DES	TAL		6/28/2019
	TRN F2M	A-DES	CRW		5/1/2019
	TRN M2F	A-BOP HLD	ATL		3/11/2019

Destination Assignments

All those with TRN assignments who also have a current (no Stop Date) Destination Assignment.

Name	trans_asgmt	Ars Asgmt	Current Facility	Destination Facility Asgmt	DST Start Date
(b)(6); (b)(7)(C); (b)(7)(F)	TRN M2F	A-ADMIT	9-L	(b)(7)(E); (b)(7)(F)	3/7/2019
	TRN M2F	A-DES	TCP		9/18/2019
	TRN F2M	A-DES	TAL		6/3/2020
	TRN F2M	A-DES	TAL		4/25/2019
	TRN F2M	A-ADMIT	I-T		12/18/2018
	TRN M2F	A-DES	TCP		3/7/2019
	TRN M2F	A-DES	BML		3/20/2019
	TRN M2F	A-DES	TCP		3/20/2019
	TRN M2F	A-DES	MAR		6/25/2019
	TRN M2F	A-DES	MIL		3/26/2019
	TRN M2F	A-DES	MAR		3/12/2019
	TRN M2F	A-DES	BMP		12/18/2019
	TRN M2F	A-DES	YAP		3/25/2019

Transgender Inmate Report

Data current as of: April 20, 2019

OVERALL TRANS ASSIGNMENTS

TRN F2M	222 (26.78%)
TRN M2F	607 (73.22%)
TOTAL	829 (100.00%)

Age Groups

TRN F2M	18 - 25	99 (44.59%)
	26 - 35	61 (27.48%)
	36 - 45	26 (11.71%)
	46 - 55	
	56 - 65	
TRN M2F	18 - 25	39 (6.43%)
	26 - 35	230 (37.89%)
	36 - 45	203 (33.44%)
	46 - 55	94 (15.49%)
	56 - 65	38 (6.26%)
	66 +	3 (0.49%)

Race / Ethnicity

	TRN F2M	TRN M2F
African American-Non Hispanic	115 (51.80%)	151 (24.88%)
Asian		5 (0.82%)
Hispanic	57 (25.68%)	81 (13.34%)
Native American	8 (3.60%)	45 (7.41%)
White-Non Hispanic	42 (18.92%)	325 (53.54%)

(b)(7)(E); (b)(7)(F)

Medical Care Level

	TRN F2M	TRN M2F
SCRN1	2 (0.90%)	2 (0.33%)
CARE1	135 (60.81%)	262 (43.45%)
CARE2	73 (32.88%)	315 (52.24%)
CARE3	6 (2.70%)	14 (2.32%)
CARE4	2 (0.90%)	4 (0.66%)
SCRN2	4 (1.80%)	5 (0.83%)
SCRN3		1 (0.17%)

Mental Health Care Level

	TRN F2M	TRN M2F
SCRN2-MH		2 (0.33%)
STDY4-MH		1 (0.17%)
CARE1-MH	193 (86.94%)	482 (79.54%)
CARE2-MH	24 (10.81%)	91 (15.02%)
CARE3-MH	4 (1.80%)	27 (4.46%)
CARE4-MH		1 (0.17%)
SCRN1-MH	1 (0.45%)	
STDY3-MH		2 (0.33%)

Inmate Security Level

	TRN F2M	TRN M2F
HIGH		217 (35.75%)
MEDIUM		193 (31.80%)
LOW	170 (76.58%)	177 (29.16%)
MINIMUM	52 (23.42%)	15 (2.47%)
UNASSG		5 (0.82%)

Disciplinary History

TRN	None	96
F2M	Any 100 Level in Past 10 Yrs	24
	Two+ 200 Level Past 2 Years	27
	One 200 Level Past 2 Years	44
	Two+ 300 Level Past Year	13
	One 300 Level Past Year	17
	One 400 Level Past Year	1
TRN	None	221
M2F	Any 100 Level in Past 10 Yrs	224
	Two+ 200 Level Past 2 Years	40
	One 200 Level Past 2 Years	70
	Two+ 300 Level Past Year	18
	One 300 Level Past Year	33
	One 400 Level Past Year	1

Offenses

TRN F2M	No Information	3.60%
	01-DRUGS	37.84%
	02-WEAPONS/EXPLOSIVES	22.52%
	03-HOMICIDE/AGG ASSAULT	6.31%
	04-BURGLARY/LARCENY	5.41%
	05-COUNTERFEIT/EMBEZZLEMENT	0.90%
	06-COURT/CORRECTIONS	0.90%
	07-IMMIGRATION	4.50%
	08-FRAUD/BRIBERY/EXTORTION	8.56%
	09-SEX OFFENSES	3.15%
	11-ROBBERY	5.41%
	13-MISCELLANEOUS	0.90%
TRN M2F	No Information	3.62%
	01-DRUGS	10.21%
	02-WEAPONS/EXPLOSIVES	10.21%
	03-HOMICIDE/AGG ASSAULT	6.92%
	04-BURGLARY/LARCENY	2.31%
	05-COUNTERFEIT/EMBEZZLEMENT	0.16%
	06-COURT/CORRECTIONS	0.82%
	07-IMMIGRATION	2.31%
	08-FRAUD/BRIBERY/EXTORTION	7.08%
	09-SEX OFFENSES	46.29%
	11-ROBBERY	9.39%
	13-MISCELLANEOUS	0.66%

Percent of A-DES TRANS & Non-TRANS in Restrictive Housing

TRANS Assignment	(16.01%)
No TRANS Assignment	(5.90%)

Transgender Inmate Report

Data current as of: April 20, 2019

Location by Region Total Institutions with Transgender Inmates: 93

		TRN F2M	TRN M2F			TRN F2M	TRN M2F
MXR	ALDERSON FPC	3		SCR	BASTROP FCI		5
	BECKLEY FCI		2		BEAUMONT LOW FCI		8
	BUTNER FMC		2		BEAUMONT USP		6
	BUTNER LOW FCI		1		BIG SPRING FCI		1
	BUTNER MED FCI		8		BRYAN FPC	1	
	BUTNER MED II FCI		3		CARSWELL FMC	37	1
	CUMBERLAND FCI		1		FORREST CITY FCI		5
	GILMER FCI		5		FORT WORTH FMC		6
	HAZELTON FCI	45	5		LA TUNA FCI		5
	HAZELTON USP		3		OAKDALE FCI		3
	LEXINGTON FMC		7		OAKDALE FDC		2
	MANCHESTER FCI		1		POLLOCK MED FCI		1
	MCCREARY USP		2		SEAGOVILLE FCI		25
	MCDOWELL FCI		3		TEXARKANA FCI		8
	MEMPHIS FCI		2		THREE RIVERS FCI		1
	PETERSBURG FCI		1				
	PETERSBURG MED FCI		26				
NCR	ENGLEWOOD FCI		11	SER	ADAMS COUNTY CORR CTR CI		1
	FLORENCE ADMAX USP		1		ALICEVILLE FCI	12	2
	FLORENCE FCI		7		ATLANTA USP		3
	FLORENCE HIGH USP		4		BENNETTSVILLE FCI		4
	GREENVILLE FCI	1	4		COLEMAN I USP		2
	LEAVENWORTH USP		1		COLEMAN II USP		30
	MARION USP		26		COLEMAN LOW FCI		3
	MILAN FCI		4		COLEMAN MED FCI	6	2
	PEKIN FCI	3	2		EDGEFIELD FCI		11
	SANDSTONE FCI		4		ESTILL FCI		8
	SPRINGFIELD USMCFP		1		JESUP FCI		7
	TERRE HAUTE USP		33		MIAMI FCI		1
	THOMSON ADMIN USP		5		TALLADEGA FCI		1
	WASECA FCI	24			TALLAHASSEE FCI	45	
NER	ALLENWOOD LOW FCI		5		WILLIAMSBURG FCI		5
	ALLENWOOD MED FCI		3		YAZOO CITY FCI		1
	ALLENWOOD USP		4		YAZOO CITY MED FCI		2
	CANAAN USP		2		YAZOO CITY USP		13
	DANBURY FCI	6	2	WXR	ATWATER USP		9
	DEVENS FMC		7		DUBLIN FCI	14	1
	ELKTON FCI		15		LOMPOC FCI		4
	FAIRTON FCI		10		LOMPOC USP		4
	FORT DIX FCI		5		MENDOTA MED FCI		2
	LEWISBURG USP		15		PHOENIX FCI	1	1
	LORETTO FCI		4		SAN DIEGO MCC		1
	MCKEAN FCI		1		SEATAC FDC	1	2
	OTISVILLE FCI		4		SHERIDAN FCI		4
	PHILADELPHIA FDC	2			TERMINAL ISL FCI		9
	SCHUYLKILL FCI		8		TUCSON USP		88
WXR	ALLENWOOD LOW FCI		5		VICTORVILLE MED FCI		2
	ALLENWOOD MED FCI		3		VICTORVILLE MED II FCI		1
	ALLENWOOD USP		4		VICTORVILLE USP		4
	CANAAN USP		2				
	DANBURY FCI	6	2				
	DEVENS FMC		7				
	ELKTON FCI		15				
	FAIRTON FCI		10				
	FORT DIX FCI		5				
	LEWISBURG USP		15				
	LORETTO FCI		4				
	MCKEAN FCI		1				
	OTISVILLE FCI		4				
	PHILADELPHIA FDC	2					
	SCHUYLKILL FCI		8				

Transgender Inmate Report

Data current as of: May 31, 2019

OVERALL TRANS ASSIGNMENTS

TRN F2M	234 (27.43%)
TRN M2F	619 (72.57%)
TOTAL	853 (100.00%)

Age Groups

TRN F2M	18 - 25	
	26 - 35	105 (44.87%)
	36 - 45	62 (26.50%)
	46 - 55	28 (11.97%)
	56 - 65	
TRN M2F	18 - 25	41 (6.62%)
	26 - 35	231 (37.32%)
	36 - 45	209 (33.76%)
	46 - 55	96 (15.51%)
	56 - 65	39 (6.30%)
	66 +	3 (0.48%)

Race / Ethnicity

	TRN F2M	TRN M2F
African American-Non Hispanic	117 (50.00%)	155 (25.04%)
Asian		3 (0.48%)
Hispanic	60 (25.64%)	80 (12.92%)
Native American	8 (3.42%)	47 (7.59%)
White-Non Hispanic	49 (20.94%)	334 (53.96%)

(b)(7)(E); (b)(7)(F)

Medical Care Level

	TRN F2M	TRN M2F
SCRN1	2 (0.86%)	1 (0.16%)
CARE1	144 (61.80%)	272 (44.16%)
CARE2	74 (31.76%)	320 (51.95%)
CARE3	7 (3.00%)	14 (2.27%)
CARE4	2 (0.86%)	5 (0.81%)
SCRN2	4 (1.72%)	4 (0.65%)

Mental Health Care Level

	TRN F2M	TRN M2F
SCRN2-MH	1 (0.43%)	1 (0.16%)
CARE1-MH	204 (87.18%)	484 (78.44%)
CARE2-MH	26 (11.11%)	98 (15.88%)
CARE3-MH	3 (1.28%)	32 (5.19%)
CARE4-MH		1 (0.16%)
STDY3-MH		1 (0.16%)

Inmate Security Level

	TRN F2M	TRN M2F
HIGH		215 (34.73%)
MEDIUM		202 (32.63%)
LOW	181 (77.35%)	184 (29.73%)
MINIMUM	52 (22.22%)	14 (2.26%)
UNASSG	1 (0.43%)	4 (0.65%)

Disciplinary History

TRN	None	102
F2M	Any 100 Level in Past 10 Yrs	25
	Two+ 200 Level Past 2 Years	29
	One 200 Level Past 2 Years	46
	Two+ 300 Level Past Year	15
	One 300 Level Past Year	16
	One 400 Level Past Year	
TRN	None	229
M2F	Any 100 Level in Past 10 Yrs	221
	Two+ 200 Level Past 2 Years	45
	One 200 Level Past 2 Years	69
	Two+ 300 Level Past Year	17
	One 300 Level Past Year	35
	Two+ 400 Level Past Year	2
	One 400 Level Past Year	

Offenses

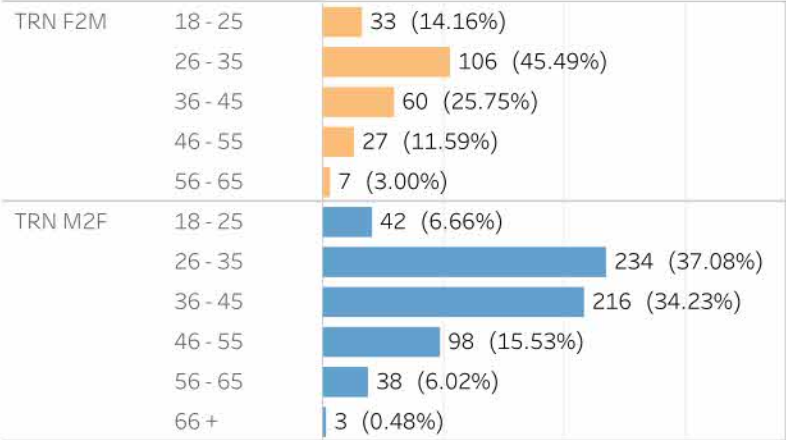
TRN F2M	No Information	3.42%
	01-DRUGS	39.74%
	02-WEAPONS/EXPLOSIVES	21.79%
	03-HOMICIDE/AGG ASSAULT	6.41%
	04-BURGLARY/LARCENY	5.13%
	05-COUNTERFEIT/EMBEZZLEMENT	0.85%
	06-COURT/CORRECTIONS	0.85%
	07-IMMIGRATION	3.85%
	08-FRAUD/BRIBERY/EXTORTION	8.12%
	09-SEX OFFENSES	3.42%
	11-ROBBERY	5.56%
	13-MISCELLANEOUS	0.85%
TRN M2F	No Information	3.39%
	01-DRUGS	10.50%
	02-WEAPONS/EXPLOSIVES	10.18%
	03-HOMICIDE/AGG ASSAULT	7.27%
	04-BURGLARY/LARCENY	2.58%
	06-COURT/CORRECTIONS	0.81%
	07-IMMIGRATION	2.10%
	08-FRAUD/BRIBERY/EXTORTION	7.27%
	09-SEX OFFENSES	46.37%
	11-ROBBERY	8.89%
	13-MISCELLANEOUS	0.65%

Percent of A-DES TRANS & Non-TRANS in Restrictive Housing

TRANS Assignment	(15.73%)
No TRANS Assignment	(5.88%)



Age Groups



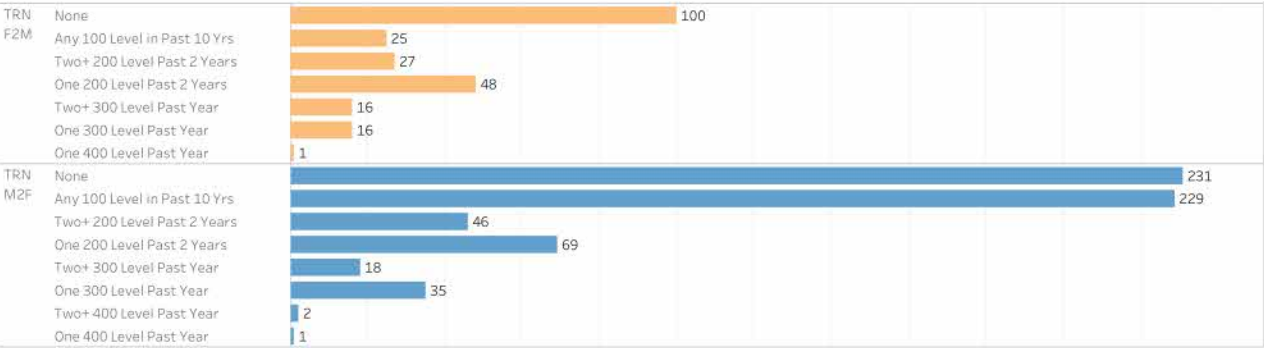
Medical Care Level

	TRN F2M	TRN M2F
SCRN1	2 (0.86%)	1 (0.16%)
CARE1	143 (61.64%)	276 (43.95%)
CARE2	75 (32.33%)	328 (52.23%)
CARE3	7 (3.02%)	15 (2.39%)
CARE4	1 (0.43%)	4 (0.64%)
SCRN2	4 (1.72%)	4 (0.64%)

Mental Health Care Level

	TRN F2M	TRN M2F
CARE1-MH	206 (88.41%)	489 (77.74%)
CARE2-MH	24 (10.30%)	105 (16.69%)
CARE3-MH	3 (1.29%)	32 (5.09%)
CARE4-MH		2 (0.32%)
STDY3-MH		1 (0.16%)

Disciplinary History

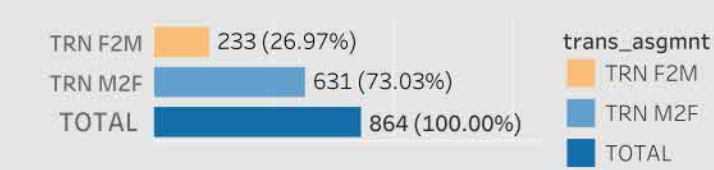


trans_asgmt
TRN F2M
TRN M2F

Offenses

TRN F2M	No Information	2.15%
	01-DRUGS	41.20%
	02-WEAPONS/EXPLOSIVES	21.46%
	03-HOMICIDE/AGG ASSAULT	6.44%
	04-BURGLARY/LARCENY	4.72%
	05-COUNTERFEIT/EMBEZZLEMENT	0.86%
	06-COURT/CORRECTIONS	0.86%
	07-IMMIGRATION	4.72%
	08-FRAUD/BRIBERY/EXTORTION	7.73%
	09-SEX OFFENSES	3.43%
	11-ROBBERY	5.58%
	13-MISCELLANEOUS	0.86%
TRN M2F	No Information	3.33%
	01-DRUGS	10.62%
	02-WEAPONS/EXPLOSIVES	10.14%
	03-HOMICIDE/AGG ASSAULT	7.29%
	04-BURGLARY/LARCENY	2.69%
	06-COURT/CORRECTIONS	0.79%
	07-IMMIGRATION	2.06%
	08-FRAUD/BRIBERY/EXTORTION	6.97%
	09-SEX OFFENSES	46.43%
	11-ROBBERY	9.03%
	13-MISCELLANEOUS	0.63%

OVERALL TRANS ASSIGNMENTS




Race / Ethnicity

	TRN F2M	TRN M2F
African American-Non Hispanic	116 (49.79%)	157 (24.88%)
Asian		3 (0.48%)
Hispanic	60 (25.75%)	82 (13.00%)
Native American	8 (3.43%)	47 (7.45%)
White-Non Hispanic	49 (21.03%)	342 (54.20%)

Inmate Security Level

	TRN F2M	TRN M2F
HIGH		220 (34.87%)
MEDIUM		210 (33.28%)
LOW	185 (79.40%)	180 (28.53%)
MINIMUM	47 (20.17%)	16 (2.54%)
UNASSG	1 (0.43%)	5 (0.79%)

(b)(7)(E); (b)(7)(F)



Percent of A-DES TRANS & Non-TRANS in Restrictive Housing

TRANS Assignment (16.34%)

Transgender Inmate Report

Data current as of: July 13, 2019

OVERALL TRANS ASSIGNMENTS

TRN F2M	246 (27.67%)
TRN M2F	643 (72.33%)
TOTAL	889 (100.00%)

Age Groups

TRN F2M	18 - 25	
	26 - 35	113 (45.93%)
	36 - 45	65 (26.42%)
	46 - 55	27 (10.98%)
	56 - 65	
TRN M2F	18 - 25	37 (5.75%)
	26 - 35	245 (38.10%)
	36 - 45	217 (33.75%)
	46 - 55	103 (16.02%)
	56 - 65	38 (5.91%)
	66 +	3 (0.47%)

Race / Ethnicity

	TRN F2M	TRN M2F
African American-Non Hispanic	119 (48.37%)	159 (24.73%)
Asian	1 (0.41%)	3 (0.47%)
Hispanic	65 (26.42%)	84 (13.06%)
Native American	9 (3.66%)	47 (7.31%)
White-Non Hispanic	52 (21.14%)	350 (54.43%)

(b)(7)(E); (b)(7)(F)

Medical Care Level

	TRN F2M	TRN M2F
SCRN1		1 (0.16%)
CARE1	154 (63.11%)	284 (44.44%)
CARE2	77 (31.56%)	333 (52.11%)
CARE3	7 (2.87%)	13 (2.03%)
CARE4		4 (0.63%)
SCRN2	6 (2.46%)	4 (0.63%)

Mental Health Care Level

	TRN F2M	TRN M2F
CARE1-MH	216 (87.80%)	503 (78.47%)
CARE2-MH	27 (10.98%)	102 (15.91%)
CARE3-MH	3 (1.22%)	34 (5.30%)
CARE4-MH		1 (0.16%)
STDY3-MH		1 (0.16%)

Inmate Security Level

	TRN F2M	TRN M2F
HIGH		227 (35.30%)
MEDIUM		215 (33.44%)
LOW	189 (76.83%)	181 (28.15%)
MINIMUM	55 (22.36%)	14 (2.18%)
UNASSG	2 (0.81%)	6 (0.93%)

Disciplinary History

TRN	None	107
F2M	Any 100 Level in Past 10 Yrs	28
	Two+ 200 Level Past 2 Years	29
	One 200 Level Past 2 Years	48
	Two+ 300 Level Past Year	17
	One 300 Level Past Year	16
	One 400 Level Past Year	
TRN	None	233
M2F	Any 100 Level in Past 10 Yrs	239
	Two+ 200 Level Past 2 Years	46
	One 200 Level Past 2 Years	69
	Two+ 300 Level Past Year	17
	One 300 Level Past Year	35
	Two+ 400 Level Past Year	3
	One 400 Level Past Year	

Offenses

TRN F2M	No Information	3.66%
	01-DRUGS	41.06%
	02-WEAPONS/EXPLOSIVES	19.11%
	03-HOMICIDE/AGG ASSAULT	6.91%
	04-BURGLARY/LARCENY	4.07%
	05-COUNTERFEIT/EMBEZZLEMENT	0.81%
	06-COURT/CORRECTIONS	0.81%
	07-IMMIGRATION	4.47%
	08-FRAUD/BRIBERY/EXTORTION	9.76%
	09-SEX OFFENSES	3.25%
	11-ROBBERY	5.28%
	13-MISCELLANEOUS	0.81%
TRN M2F	No Information	2.64%
	01-DRUGS	10.58%
	02-WEAPONS/EXPLOSIVES	10.42%
	03-HOMICIDE/AGG ASSAULT	7.62%
	04-BURGLARY/LARCENY	2.80%
	06-COURT/CORRECTIONS	0.93%
	07-IMMIGRATION	2.02%
	08-FRAUD/BRIBERY/EXTORTION	7.00%
	09-SEX OFFENSES	46.35%
	11-ROBBERY	9.02%
	13-MISCELLANEOUS	0.62%

Percent of A-DES TRANS & Non-TRANS in Restrictive Housing

TRANS Assignment	(16.67%)
No TRANS Assignment	(5.74%)

Transgender Inmate Report

Data current as of: July 13, 2019

Location by Region Total Institutions with Transgender Inmates: 92

		TRN F2M	TRN M2F			TRN F2M	TRN M2F
MXR	ALDERSON FPC	3		SCR	BASTROP FCI		6
	BECKLEY FCI		2		BEAUMONT LOW FCI		7
	BUTNER FMC		2		BEAUMONT MED FCI		1
	BUTNER LOW FCI		1		BEAUMONT USP		3
	BUTNER MED FCI		8		BIG SPRING FCI		2
	BUTNER MED II FCI		2		BRYAN FPC	1	
	CUMBERLAND FCI		2		CARSWELL FMC	34	1
	GILMER FCI		4		EL RENO FCI		1
	HAZELTON FCI	46	6		FORREST CITY FCI		5
	HAZELTON USP		1		FORT WORTH FMC		8
	LEXINGTON FMC	1	9		LA TUNA FCI		6
	MANCHESTER FCI		1		OAKDALE FCI		3
	MCCREARY USP		2		OAKDALE FDC		2
	MCDOWELL FCI		3		POLLOCK MED FCI		1
	MEMPHIS FCI		2		SEAGOVILLE FCI		26
	PETERSBURG FCI		2		TEXARKANA FCI		6
	PETERSBURG MED FCI		27		THREE RIVERS FCI		1
NCR	ENGLEWOOD FCI		13	SER	ALICEVILLE FCL	15	2
	FLORENCE ADMAX USP		1		ATLANTA USP		2
	FLORENCE FCI		9		BENNETTSVILLE FCI		3
	FLORENCE HIGH USP		5		COLEMAN I USP		3
	GREENVILLE FCI	1	4		COLEMAN II USP		32
	LEAVENWORTH USP		1		COLEMAN LOW FCI		4
	MARION USP		18		COLEMAN MED FCI	6	4
	MILAN FCI		4		EDGEFIELD FCI		12
	OXFORD FCI		1		ESTILL FCI		10
	PEKIN FCI	3	4		JESUP FCI		8
	SANDSTONE FCI		4		TALLADEGA FCI		1
	SPRINGFIELD USMCFP		1		TALLAHASSEE FCI	54	
	TERRE HAUTE USP		39		WILLIAMSBURG FCI		6
	THOMSON ADMIN USP		6		YAZOO CITY FCI		1
	WASECA FCI	29			YAZOO CITY MED FCI		1
					YAZOO CITY USP		10
NER	ALLENWOOD LOW FCI		6	WXR	ATWATER USP		7
	ALLENWOOD MED FCI		4		DUBLIN FCI	17	1
	ALLENWOOD USP		5		LOMPOC FCI		4
	CANAAN USP		3		LOMPOC USP		4
	DANBURY FCI	7	2		MENDOTA MED FCI		2
	DEVENS FMC		5		PHOENIX FCI	3	1
	ELKTON FCI		17		SEATAC FDC		3
	FAIRTON FCI		11		SHERIDAN FCI		3
	FORT DIX FCI		8		TERMINAL ISL FCI		10
	LEWISBURG USP		14		TUCSON USP		91
	LORETTO FCI		7		VICTORVILLE MED FCI		2
	OTISVILLE FCI		4		VICTORVILLE MED II FCI		1
	PHILADELPHIA FDC	1			VICTORVILLE USP		5
	SCHUYLKILL FCI		5				

Transgender Inmate Report

Data current as of: August 3, 2019

OVERALL TRANS ASSIGNMENTS

TRN F2M	255 (28.18%)
TRN M2F	650 (71.82%)
TOTAL	905 (100.00%)

Age Groups

TRN F2M	18 - 25	
	26 - 35	119 (46.67%)
	36 - 45	66 (25.88%)
	46 - 55	25 (9.80%)
	56 - 65	
TRN M2F	18 - 25	31 (4.77%)
	26 - 35	254 (39.08%)
	36 - 45	221 (34.00%)
	46 - 55	102 (15.69%)
	56 - 65	39 (6.00%)
	66 +	3 (0.46%)

Race / Ethnicity

	TRN F2M	TRN M2F
African American-Non Hispanic	123 (48.24%)	162 (24.92%)
Asian	1 (0.39%)	3 (0.46%)
Hispanic	68 (26.67%)	81 (12.46%)
Native American	12 (4.71%)	49 (7.54%)
White-Non Hispanic	51 (20.00%)	355 (54.62%)

(b)(7)(E); (b)(7)(F)

Medical Care Level

	TRN F2M	TRN M2F
SCRN1	3 (1.19%)	1 (0.15%)
CARE1	161 (63.64%)	287 (44.43%)
CARE2	76 (30.04%)	335 (51.86%)
CARE3	7 (2.77%)	14 (2.17%)
CARE4		5 (0.77%)
SCRN2	6 (2.37%)	4 (0.62%)

Mental Health Care Level

	TRN F2M	TRN M2F
CARE1-MH	226 (88.63%)	512 (79.01%)
CARE2-MH	28 (10.98%)	101 (15.59%)
CARE3-MH	1 (0.39%)	33 (5.09%)
CARE4-MH		1 (0.15%)
STDY3-MH		1 (0.15%)

Inmate Security Level

	TRN F2M	TRN M2F
HIGH		228 (35.08%)
MEDIUM		217 (33.38%)
LOW	198 (77.65%)	184 (28.31%)
MINIMUM	55 (21.57%)	14 (2.15%)
UNASSG	2 (0.78%)	7 (1.08%)

Disciplinary History

TRN	None	111
F2M	Any 100 Level in Past 10 Yrs	29
	Two+ 200 Level Past 2 Years	32
	One 200 Level Past 2 Years	51
	Two+ 300 Level Past Year	16
	One 300 Level Past Year	15
	One 400 Level Past Year	1
TRN	None	233
M2F	Any 100 Level in Past 10 Yrs	245
	Two+ 200 Level Past 2 Years	46
	One 200 Level Past 2 Years	67
	Two+ 300 Level Past Year	17
	One 300 Level Past Year	39
	Two+ 400 Level Past Year	3

Offenses

TRN F2M	No Information	3.53%
	01-DRUGS	41.57%
	02-WEAPONS/EXPLOSIVES	18.82%
	03-HOMICIDE/AGG ASSAULT	7.84%
	04-BURGLARY/LARCENY	3.92%
	05-COUNTERFEIT/EMBEZZLEMENT	0.78%
	06-COURT/CORRECTIONS	0.78%
	07-IMMIGRATION	3.14%
	08-FRAUD/BRIBERY/EXTORTION	10.59%
	09-SEX OFFENSES	3.14%
	11-ROBBERY	5.10%
	13-MISCELLANEOUS	0.78%
TRN M2F	No Information	3.23%
	01-DRUGS	10.15%
	02-WEAPONS/EXPLOSIVES	10.46%
	03-HOMICIDE/AGG ASSAULT	7.54%
	04-BURGLARY/LARCENY	2.92%
	06-COURT/CORRECTIONS	0.92%
	07-IMMIGRATION	1.69%
	08-FRAUD/BRIBERY/EXTORTION	7.38%
	09-SEX OFFENSES	46.46%
	11-ROBBERY	8.62%
	13-MISCELLANEOUS	0.62%

Percent of A-DES TRANS & Non-TRANS in Restrictive Housing

TRANS Assignment	(15.28%)
No TRANS Assignment	(5.93%)

Transgender Inmate Report

Data current as of: August 3, 2019

Location by Region Total Institutions with Transgender Inmates: 93

		TRN F2M	TRN M2F			TRN F2M	TRN M2F
MXR	ALDERSON FPC	2		SCR	BASTROP FCI		5
	BECKLEY FCI		2		BEAUMONT LOW FCI		5
	BUTNER FMC		2		BEAUMONT MED FCI		1
	BUTNER LOW FCI		1		BEAUMONT USP		3
	BUTNER MED FCI		13		BIG SPRING FCI		2
	BUTNER MED II FCI		2		BRYAN FPC	1	
	CUMBERLAND FCI		4		CARSWELL FMC	35	1
	GILMER FCI		4		EL RENO FCI		1
	HAZELTON FCI	46	6		FORREST CITY FCI		6
	HAZELTON USP		1		FORT WORTH FMC		8
	LEXINGTON FMC	1	8		LA TUNA FCI		5
	MANCHESTER FCI		1		OAKDALE FCI		2
	MCCREARY USP		2		OAKDALE FDC		2
	MCDOWELL FCI		3		POLLOCK MED FCI		1
	MEMPHIS FCI		2		POLLOCK USP		2
	PETERSBURG FCI		3		SEAGOVILLE FCI		25
	PETERSBURG MED FCI		28		TEXARKANA FCI		7
					THREE RIVERS FCI		1
NCR	ENGLEWOOD FCI		11	SER	ALICEVILLE FCL	14	2
	FLORENCE ADMAX USP		1		ATLANTA USP		2
	FLORENCE FCI		8		BENNETTSVILLE FCI		3
	FLORENCE HIGH USP		5		COLEMAN I USP		4
	GREENVILLE FCI		5		COLEMAN II USP		33
	LEAVENWORTH USP		1		COLEMAN LOW FCI		4
	MARION USP		17		COLEMAN MED FCI	5	4
	MILAN FCI		4		EDGEFIELD FCI		12
	OXFORD FCI		1		ESTILL FCI		10
	PEKIN FCI	3	4		JESUP FCI		10
	SANDSTONE FCI		4		TALLADEGA FCI		1
	SPRINGFIELD USMCFP		1		TALLAHASSEE FCI	58	
	TERRE HAUTE USP		39		WILLIAMSBURG FCI		6
	THOMSON ADMIN USP		6		YAZOO CITY FCI		1
	WASECA FCI	31			YAZOO CITY MED FCI		1
					YAZOO CITY USP		9
NER	ALLENWOOD LOW FCI		6	WXR	ATWATER USP		7
	ALLENWOOD MED FCI		4		DUBLIN FCI	20	1
	ALLENWOOD USP		4		LOMPOC FCI		3
	CANAAN USP		3		LOMPOC USP		5
	DANBURY FCI	7	2		MENDOTA MED FCI		3
	DEVENS FMC		5		PHOENIX FCI	4	1
	ELKTON FCI		18		SEATAC FDC		3
	FAIRTON FCI		12		SHERIDAN FCI		3
	FORT DIX FCI		9		TERMINAL ISL FCI		10
	LEWISBURG USP		11		TUCSON USP		92
	LORETTO FCI		7		VICTORVILLE MED FCI		2
	OTISVILLE FCI		5		VICTORVILLE MED II FCI		1
	PHILADELPHIA FDC	3			VICTORVILLE USP		4
	SCHUYLKILL FCI		5				

Transgender Inmate Report

Data current as of: September 1, 2019

OVERALL TRANS ASSIGNMENTS

TRN F2M	257 (28.00%)
TRN M2F	661 (72.00%)
TOTAL	918 (100.00%)

Age Groups

TRN F2M	18 - 25	118 (45.91%)
	26 - 35	66 (25.68%)
	36 - 45	28 (10.89%)
	46 - 55	
	56 - 65	
TRN M2F	18 - 25	34 (5.14%)
	26 - 35	252 (38.12%)
	36 - 45	233 (35.25%)
	46 - 55	102 (15.43%)
	56 - 65	37 (5.60%)
	66 +	3 (0.45%)

Race / Ethnicity

	TRN F2M	TRN M2F
African American-Non Hispanic	123 (47.86%)	165 (24.96%)
Asian	2 (0.78%)	3 (0.45%)
Hispanic	69 (26.85%)	80 (12.10%)
Native American	11 (4.28%)	47 (7.11%)
White-Non Hispanic	52 (20.23%)	366 (55.37%)

(b)(7)(E); (b)(7)(F)

Medical Care Level

	TRN F2M	TRN M2F
SCRN1	1 (0.39%)	1 (0.15%)
CARE1	167 (65.75%)	291 (44.36%)
CARE2	74 (29.13%)	338 (51.52%)
CARE3	7 (2.76%)	17 (2.59%)
CARE4		5 (0.76%)
SCRN2	5 (1.97%)	4 (0.61%)

Mental Health Care Level

	TRN F2M	TRN M2F
SCRN4-MH		2 (0.30%)
CARE1-MH	227 (88.33%)	520 (79.03%)
CARE2-MH	29 (11.28%)	101 (15.35%)
CARE3-MH	1 (0.39%)	33 (5.02%)
CARE4-MH		2 (0.30%)

Inmate Security Level

	TRN F2M	TRN M2F
HIGH		239 (36.16%)
MEDIUM		219 (33.13%)
LOW	199 (77.43%)	181 (27.38%)
MINIMUM	55 (21.40%)	14 (2.12%)
UNASSG	3 (1.17%)	8 (1.21%)

Disciplinary History

TRN F2M	None	109
	Any 100 Level in Past 10 Yrs	28
	Two+ 200 Level Past 2 Years	34
	One 200 Level Past 2 Years	51
	Two+ 300 Level Past Year	17
	One 300 Level Past Year	18
TRN M2F	None	239
	Any 100 Level in Past 10 Yrs	254
	Two+ 200 Level Past 2 Years	45
	One 200 Level Past 2 Years	66
	Two+ 300 Level Past Year	17
	One 300 Level Past Year	37
	Two+ 400 Level Past Year	3

Offenses

TRN F2M	No Information	3.50%
	01-DRUGS	43.19%
	02-WEAPONS/EXPLOSIVES	19.07%
	03-HOMICIDE/AGG ASSAULT	7.78%
	04-BURGLARY/LARCENY	3.89%
	05-COUNTERFEIT/EMBEZZLEMENT	0.78%
	06-COURT/CORRECTIONS	0.39%
	07-IMMIGRATION	2.72%
	08-FRAUD/BRIBERY/EXTORTION	9.73%
	09-SEX OFFENSES	3.11%
	11-ROBBERY	5.06%
	13-MISCELLANEOUS	0.78%
TRN M2F	No Information	3.03%
	01-DRUGS	10.59%
	02-WEAPONS/EXPLOSIVES	10.59%
	03-HOMICIDE/AGG ASSAULT	7.26%
	04-BURGLARY/LARCENY	3.33%
	06-COURT/CORRECTIONS	0.91%
	07-IMMIGRATION	1.51%
	08-FRAUD/BRIBERY/EXTORTION	7.11%
	09-SEX OFFENSES	46.14%
	11-ROBBERY	8.77%
	13-MISCELLANEOUS	0.76%

Percent of A-DES TRANS & Non-TRANS in Restrictive Housing

TRANS Assignment	(14.27%)
No TRANS Assignment	(6.00%)

Transgender Inmate Report

Data current as of: September 1, 2019

Location by Region Total Institutions with Transgender Inmates: 92

		TRN F2M	TRN M2F			TRN F2M	TRN M2F
MXR	ALDERSON FPC	2		SCR	BASTROP FCI		5
	BECKLEY FCI		2		BEAUMONT LOW FCI		5
	BUTNER FMC		2		BEAUMONT MED FCI		1
	BUTNER LOW FCI		1		BEAUMONT USP		3
	BUTNER MED FCI		13		BIG SPRING FCI		1
	BUTNER MED II FCI		2		BRYAN FPC	2	
	CUMBERLAND FCI		4		CARSWELL FMC	37	1
	GILMER FCI		5		EL RENO FCI		1
	HAZELTON FCI	44	6		FORREST CITY FCI		6
	HAZELTON USP		3		FORT WORTH FMC		10
	LEE USP		1		LA TUNA FCI		5
	LEXINGTON FMC	1	6		OAKDALE FCI		2
	MANCHESTER FCI		1		OAKDALE FDC		2
	MCCREARY USP		1		POLLOCK MED FCI		1
	MCDOWELL FCI		3		POLLOCK USP		1
	MEMPHIS FCI		2		SEAGOVILLE FCI		25
	PETERSBURG FCI		3		TEXARKANA FCI		7
	PETERSBURG MED FCI		31		THREE RIVERS FCI		1
NCR	ENGLEWOOD FCI		10	SER	ALICEVILLE FCL	15	2
	FLORENCE ADMAX USP		1		ATLANTA USP		2
	FLORENCE FCI		6		BENNETTSVILLE FCI		3
	FLORENCE HIGH USP		4		COLEMAN I USP		4
	GREENVILLE FCI		6		COLEMAN II USP		32
	LEAVENWORTH USP		1		COLEMAN LOW FCI		4
	MARION USP		17		COLEMAN MED FCI	5	4
	MILAN FCI		4		EDGEFIELD FCI		11
	OXFORD FCI		1		ESTILL FCI		10
	PEKIN FCI	3	4		JESUP FCI		10
	SANDSTONE FCI		5		TALLADEGA FCI		1
	SPRINGFIELD USMCFP		1		TALLAHASSEE FCI	59	
	TERRE HAUTE USP		36		WILLIAMSBURG FCI		7
	THOMSON ADMIN USP		6		YAZOO CITY FCI		1
	WASECA FCI	30			YAZOO CITY USP		9
NER	ALLENWOOD LOW FCI		5	WXR	ATWATER USP		9
	ALLENWOOD MED FCI		4		DUBLIN FCI	20	1
	ALLENWOOD USP		5		LOMPOC FCI		4
	CANAAN USP		3		LOMPOC USP		6
	DANBURY FCI	7	2		MENDOTA MED FCI		3
	DEVENS FMC		6		PHOENIX FCI	4	1
	ELKTON FCI		18		SEATAC FDC	1	2
	FAIRTON FCI		14		SHERIDAN FCI		3
	FORT DIX FCI		10		TERMINAL ISL FCI		9
	LEWISBURG USP		11		TUCSON USP		101
	LORETTO FCI		7		VICTORVILLE MED FCI		2
	OTISVILLE FCI		5		VICTORVILLE USP		5
	PHILADELPHIA FDC	3					
	SCHUYLKILL FCI		6				

Transgender Inmate Report

Data current as of: October 26, 2019

OVERALL TRANS ASSIGNMENTS

TRN F2M	264 (27.85%)
TRN M2F	684 (72.15%)
TOTAL	948 (100.00%)

Age Groups

TRN F2M	18 - 25	
	26 - 35	126 (47.73%)
	36 - 45	63 (23.86%)
	46 - 55	27 (10.23%)
	56 - 65	
TRN M2F	18 - 25	35 (5.12%)
	26 - 35	262 (38.30%)
	36 - 45	240 (35.09%)
	46 - 55	105 (15.35%)
	56 - 65	39 (5.70%)
	66 +	3 (0.44%)

Race / Ethnicity

	TRN F2M	TRN M2F
African American-Non Hispanic	120 (45.45%)	171 (25.00%)
Asian	2 (0.76%)	4 (0.58%)
Hispanic	77 (29.17%)	82 (11.99%)
Native American	9 (3.41%)	48 (7.02%)
White-Non Hispanic	56 (21.21%)	379 (55.41%)

(b)(7)(E); (b)(7)(F)

Medical Care Level

	TRN F2M	TRN M2F
SCRN1	1 (0.38%)	1 (0.15%)
CARE1	170 (65.13%)	308 (45.23%)
CARE2	76 (29.12%)	346 (50.81%)
CARE3	8 (3.07%)	16 (2.35%)
CARE4		4 (0.59%)
SCRN2	6 (2.30%)	5 (0.73%)
SCRN4		1 (0.15%)

Mental Health Care Level

	TRN F2M	TRN M2F
SCRN4-MH		1 (0.15%)
SCRN2-MH	1 (0.38%)	1 (0.15%)
STDY4-MH		1 (0.15%)
CARE1-MH	236 (89.39%)	537 (78.51%)
CARE2-MH	26 (9.85%)	110 (16.08%)
CARE3-MH	1 (0.38%)	32 (4.68%)
CARE4-MH		1 (0.15%)
STDY3-MH		1 (0.15%)

Inmate Security Level

	TRN F2M	TRN M2F
HIGH		249 (36.40%)
MEDIUM		227 (33.19%)
LOW	201 (76.14%)	187 (27.34%)
MINIMUM	60 (22.73%)	14 (2.05%)
UNASSG	3 (1.14%)	7 (1.02%)

Disciplinary History

TRN	None	103
F2M	Any 100 Level in Past 10 Yrs	29
	Two+ 200 Level Past 2 Years	33
	One 200 Level Past 2 Years	59
	Two+ 300 Level Past Year	19
	One 300 Level Past Year	20
	One 400 Level Past Year	
TRN	None	251
M2F	Any 100 Level in Past 10 Yrs	263
	Two+ 200 Level Past 2 Years	47
	One 200 Level Past 2 Years	64
	Two+ 300 Level Past Year	18
	One 300 Level Past Year	37
	Two+ 400 Level Past Year	3
	One 400 Level Past Year	

Offenses

TRN F2M	No Information	3.79%
	01-DRUGS	43.18%
	02-WEAPONS/EXPLOSIVES	17.42%
	03-HOMICIDE/AGG ASSAULT	7.58%
	04-BURGLARY/LARCENY	4.55%
	05-COUNTERFEIT/EMBEZZLEMENT	0.76%
	06-COURT/CORRECTIONS	0.38%
	07-IMMIGRATION	3.03%
	08-FRAUD/BRIBERY/EXTORTION	10.23%
	09-SEX OFFENSES	3.41%
	11-ROBBERY	5.30%
	13-MISCELLANEOUS	0.38%
TRN M2F	No Information	3.22%
	01-DRUGS	10.53%
	02-WEAPONS/EXPLOSIVES	11.11%
	03-HOMICIDE/AGG ASSAULT	7.31%
	04-BURGLARY/LARCENY	3.51%
	06-COURT/CORRECTIONS	0.73%
	07-IMMIGRATION	1.32%
	08-FRAUD/BRIBERY/EXTORTION	6.73%
	09-SEX OFFENSES	45.91%
	11-ROBBERY	8.77%
	13-MISCELLANEOUS	0.88%

Percent of A-DES TRANS & Non-TRANS in Restrictive Housing

TRANS Assignment (11.88%)	
No TRANS Assignment (5.90%)	

Transgender Inmate Report

Data current as of: October 26, 2019

Location by Region Total Institutions with Transgender Inmates: 93

		TRN F2M	TRN M2F			TRN F2M	TRN M2F
MXR	ALDERSON FPC	2		SCR	BASTROP FCI		5
	BECKLEY FCI		2		BEAUMONT LOW FCI		6
	BUTNER FMC		2		BEAUMONT MED FCI		1
	BUTNER LOW FCI		1		BEAUMONT USP		3
	BUTNER MED FCI		14		BIG SPRING FCI		1
	BUTNER MED II FCI		4		BRYAN FPC	4	
	CUMBERLAND FCI		3		CARSWELL FMC	37	1
	GILMER FCI		5		FORREST CITY FCI		6
	HAZELTON FCI	43	7		FORT WORTH FMC		12
	HAZELTON USP		4		LA TUNA FCI		5
	LEE USP		1		OAKDALE FCI		2
	LEXINGTON FMC	1	6		OAKDALE FDC		2
	MANCHESTER FCI		1		POLLOCK MED FCI		1
	MCCREARY USP		1		POLLOCK USP		1
	MCDOWELL FCI		2		SEAGOVILLE FCI		26
	MEMPHIS FCI		2		TEXARKANA FCI		7
	PETERSBURG FCI		5		THREE RIVERS FCI		1
	PETERSBURG MED FCI		32				
NCR	ENGLEWOOD FCI		8	SER	ALICEVILLE FCL	17	1
	FLORENCE ADMAX USP		1		ATLANTA USP		1
	FLORENCE FCI		5		BENNETTSVILLE FCI		4
	FLORENCE HIGH USP		5		COLEMAN I USP		4
	GREENVILLE FCI		6		COLEMAN II USP		36
	LEAVENWORTH USP		1		COLEMAN LOW FCI	5	4
	MARION USP		19		COLEMAN MED FCI		3
	MILAN FCI		3		EDGEFIELD FCI		9
	OXFORD FCI		2		ESTILL FCI		9
	PEKIN FCI	5	7		JESUP FCI		11
	SANDSTONE FCI		5		MIAMI FCI		1
	SPRINGFIELD USMCFP		1		TALLADEGA FCI		1
	TERRE HAUTE USP		42		TALLAHASSEE FCI	57	
	THOMSON ADMIN USP		8		WILLIAMSBURG FCI		8
	WASECA FCI	29	1		YAZOO CITY FCI		1
					YAZOO CITY USP		11
NER	ALLENWOOD LOW FCI		6	WXR	ATWATER USP		8
	ALLENWOOD MED FCI		4		DUBLIN FCI	21	1
	ALLENWOOD USP		4		LOMPOC FCI		3
	CANAAN USP		3		LOMPOC USP		6
	DANBURY FCI	9	2		MENDOTA MED FCI		3
	DEVENS FMC		7		PHOENIX FCI	5	1
	ELKTON FCI		19		SEATAC FDC	2	3
	FAIRTON FCI		12		SHERIDAN FCI		2
	FORT DIX FCI		14		TERMINAL ISL FCI		9
	LEWISBURG USP		9		TUCSON FCI		1
	LORETTO FCI		8		TUCSON USP		98
	OTISVILLE FCI		6		VICTORVILLE MED FCI		2
	PHILADELPHIA FDC	3			VICTORVILLE USP		3
	SCHUYLKILL FCI		4				

Transgender Inmate Report

Data current as of: November 16, 2019

OVERALL TRANS ASSIGNMENTS

TRN F2M	273 (28.12%)
TRN M2F	698 (71.88%)
TOTAL	971 (100.00%)

Age Groups

TRN F2M	18 - 25	134 (49.08%)
	26 - 35	62 (22.71%)
	36 - 45	29 (10.62%)
	46 - 55	
	56 - 65	
TRN M2F	18 - 25	34 (4.87%)
	26 - 35	268 (38.40%)
	36 - 45	245 (35.10%)
	46 - 55	107 (15.33%)
	56 - 65	41 (5.87%)
	66 +	3 (0.43%)

Race / Ethnicity

	TRN F2M	TRN M2F
African American-Non Hispanic	122 (44.69%)	178 (25.50%)
Asian	2 (0.73%)	4 (0.57%)
Hispanic	81 (29.67%)	86 (12.32%)
Native American	9 (3.30%)	47 (6.73%)
White-Non Hispanic	59 (21.61%)	383 (54.87%)

(b)(7)(E); (b)(7)(F)

Medical Care Level

	TRN F2M	TRN M2F
SCRN1	3 (1.11%)	2 (0.29%)
CARE1	175 (64.58%)	319 (45.83%)
CARE2	80 (29.52%)	348 (50.00%)
CARE3	7 (2.58%)	17 (2.44%)
CARE4		3 (0.43%)
SCRN2	6 (2.21%)	6 (0.86%)
SCRN4		1 (0.14%)

Mental Health Care Level

	TRN F2M	TRN M2F
SCRN4-MH		2 (0.29%)
SCRN2-MH	2 (0.73%)	1 (0.14%)
STDY4-MH		1 (0.14%)
CARE1-MH	243 (89.01%)	547 (78.37%)
CARE2-MH	26 (9.52%)	111 (15.90%)
CARE3-MH	1 (0.37%)	33 (4.73%)
CARE4-MH		1 (0.14%)
SCRN1-MH		1 (0.14%)
STDY3-MH	1 (0.37%)	1 (0.14%)

Inmate Security Level

	TRN F2M	TRN M2F
HIGH		252 (36.10%)
MEDIUM		231 (33.09%)
LOW	202 (73.99%)	195 (27.94%)
MINIMUM	69 (25.27%)	14 (2.01%)
UNASSG	2 (0.73%)	6 (0.86%)

Disciplinary History

TRN	None	114
F2M	Any 100 Level in Past 10 Yrs	28
	Two+ 200 Level Past 2 Years	
	One 200 Level Past 2 Years	59
	Two+ 300 Level Past Year	18
	One 300 Level Past Year	
	Two+ 400 Level Past Year	1
	One 400 Level Past Year	
TRN	None	
M2F	Any 100 Level in Past 10 Yrs	270
	Two+ 200 Level Past 2 Years	43
	One 200 Level Past 2 Years	
	Two+ 300 Level Past Year	20
	One 300 Level Past Year	
	Two+ 400 Level Past Year	4
	One 400 Level Past Year	

Offenses

TRN F2M	No Information	3.66%
	01-DRUGS	44.32%
	02-WEAPONS/EXPLOSIVES	17.22%
	03-HOMICIDE/AGG ASSAULT	7.33%
	04-BURGLARY/LARCENY	4.76%
	05-COUNTERFEIT/EMBEZZLEMENT	0.73%
	07-IMMIGRATION	2.93%
	08-FRAUD/BRIBERY/EXTORTION	10.26%
	09-SEX OFFENSES	3.30%
	11-ROBBERY	5.13%
	13-MISCELLANEOUS	0.37%
TRN M2F	No Information	3.01%
	01-DRUGS	10.46%
	02-WEAPONS/EXPLOSIVES	10.89%
	03-HOMICIDE/AGG ASSAULT	7.45%
	04-BURGLARY/LARCENY	3.44%
	06-COURT/CORRECTIONS	0.72%
	07-IMMIGRATION	1.58%
	08-FRAUD/BRIBERY/EXTORTION	6.73%
	09-SEX OFFENSES	46.13%
	11-ROBBERY	8.88%
	13-MISCELLANEOUS	0.72%

Percent of A-DES TRANS & Non-TRANS in Restrictive Housing

TRANS Assignment	(14.11%)
No TRANS Assignment	(5.94%)

Transgender Inmate Report

Data current as of: November 16, 2019

Location by Region Total Institutions with Transgender Inmates: 95

		TRN F2M	TRN M2F			TRN F2M	TRN M2F
MXR	ALDERSON FPC	2		SCR	BASTROP FCI		5
	BECKLEY FCI		2		BEAUMONT LOW FCI		6
	BUTNER FMC		2		BEAUMONT MED FCI		1
	BUTNER LOW FCI		1		BEAUMONT USP		3
	BUTNER MED FCI		15		BIG SPRING FCI		1
	BUTNER MED II FCI		6		BRYAN FPC	5	
	CUMBERLAND FCI		3		CARSWELL FMC	36	1
	GILMER FCI		5		FORREST CITY FCI		6
	HAZELTON FCI	44	6		FORREST CITY MED FCI		1
	HAZELTON USP		4		FORT WORTH FMC		12
	LEE USP		1		LA TUNA FCI		1
	LEXINGTON FMC	1	7		OAKDALE FCI		2
	MANCHESTER FCI		1		OAKDALE FDC		2
	MCCREARY USP		1		POLLOCK MED FCI		1
	MCDOWELL FCI		1		POLLOCK USP		1
	MEMPHIS FCI		3		SEAGOVILLE FCI		27
	PETERSBURG FCI		5		TEXARKANA FCI		11
	PETERSBURG MED FCI		34				

NCR	ENGLEWOOD FCI		8	SER	ALICEVILLE FCI	18	1
	FLORENCE ADMAX USP		1		ATLANTA USP		1
	FLORENCE FCI		5		BENNETTSVILLE FCI		3
	FLORENCE HIGH USP		4		COLEMAN I USP		4
	GREENVILLE FCI	2	5		COLEMAN II USP		36
	LEAVENWORTH USP		2		COLEMAN LOW FCI	5	4
	MARION USP		18		COLEMAN MED FCI		3
	MILAN FCI		3		EDGEFIELD FCI		9
	OXFORD FCI		2		ESTILL FCI		8
	PEKIN FCI	6	6		JESUP FCI		11
	SANDSTONE FCI		5		MIAMI FCI		1
	SPRINGFIELD USMCFP		1		TALLADEGA FCI		1
	TERRE HAUTE USP		46		TALLAHASSEE FCI	58	
	THOMSON ADMIN USP		8		WILLIAMSBURG FCI		8
	WASECA FCI	27	1		YAZOO CITY FCI		1
					YAZOO CITY USP		12

NER	ALLENWOOD LOW FCI		6	WXR	ATWATER USP		8
	ALLENWOOD MED FCI		4		DUBLIN FCI	24	1
	ALLENWOOD USP		5		LOMPOC FCI		3
	CANAAN USP		3		LOMPOC USP		6
	DANBURY FCI	8	2		MENDOTA MED FCI		3
	DEVENS FMC		7		PHOENIX FCI	5	1
	ELKTON FCI		21		SEATAC FDC	1	2
	FAIRTON FCI		12		SHERIDAN FCI		2
	FORT DIX FCI		14		TERMINAL ISL FCI		9
	LEWISBURG USP		9		TUCSON FCI		2
	LORETTO FCI		8		TUCSON USP		101
	MCKEAN FCI		1		VICTORVILLE MED FCI		2
	MOSHANNON VALLEY CI		1		VICTORVILLE USP		3
	OTISVILLE FCI		6				
	PHILADELPHIA FDC	2					
	SCHUYLKILL FCI		4				

Transgender Inmate Report

Data current as of: December 14, 2019

OVERALL TRANS ASSIGNMENTS

TRN F2M	276 (28.22%)
TRN M2F	702 (71.78%)
TOTAL	978 (100.00%)

Age Groups

TRN F2M	18-25	140 (50.72%)
	26-35	61 (22.10%)
	36-45	29 (10.51%)
	46-55	3 (0.43%)
	56-65	3 (0.43%)
	66+	3 (0.43%)
TRN M2F	18-25	37 (5.27%)
	26-35	264 (37.61%)
	36-45	249 (35.47%)
	46-55	107 (15.24%)
	56-65	42 (5.98%)
	66+	3 (0.43%)

Race / Ethnicity

	TRN F2M	TRN M2F
African American-Non Hispanic	125 (45.29%)	176 (25.07%)
Asian	2 (0.72%)	4 (0.57%)
Hispanic	80 (28.99%)	90 (12.82%)
Native American	10 (3.62%)	50 (7.12%)
White-Non Hispanic	59 (21.38%)	382 (54.42%)

Inmate Security Level

	TRN F2M	TRN M2F
HIGH		259 (36.89%)
MEDIUM		230 (32.76%)
LOW	207 (75.00%)	192 (27.35%)
MINIMUM	68 (24.64%)	14 (1.99%)
UNASSG	1 (0.36%)	7 (1.00%)

Disciplinary History

TRN	None	118
F2M	Any 100 Level in Past 10 Yrs	28
	Two+ 200 Level Past 2 Years	56
	One 200 Level Past 2 Years	18
	Two+ 300 Level Past Year	1
	One 300 Level Past Year	1
	Two+ 400 Level Past Year	1
	One 400 Level Past Year	1
TRN	None	275
M2F	Any 100 Level in Past 10 Yrs	45
	Two+ 200 Level Past 2 Years	22
	One 200 Level Past 2 Years	3
	Two+ 300 Level Past Year	3
	One 300 Level Past Year	3
	Two+ 400 Level Past Year	3
	One 400 Level Past Year	3

Offenses

TRN F2M	No Information	4.71%
	01-DRUGS	44.57%
	02-WEAPONS/EXPLOSIVES	16.67%
	03-HOMICIDE/AGG ASSAULT	7.61%
	04-BURGLARY/LARCENY	4.71%
	05-COUNTERFEIT/EMBEZZLEMENT	0.72%
	07-IMMIGRATION	2.90%
	08-FRAUD/BRIBERY/EXTORTION	10.14%
	09-SEX OFFENSES	2.90%
	11-ROBBERY	4.71%
	13-MISCELLANEOUS	0.36%
TRN M2F	No Information	2.99%
	01-DRUGS	10.40%
	02-WEAPONS/EXPLOSIVES	10.97%
	03-HOMICIDE/AGG ASSAULT	7.41%
	04-BURGLARY/LARCENY	3.70%
	06-COURT/CORRECTIONS	0.71%
	07-IMMIGRATION	1.99%
	08-FRAUD/BRIBERY/EXTORTION	6.70%
	09-SEX OFFENSES	45.87%
	11-ROBBERY	8.40%
	13-MISCELLANEOUS	0.85%

Medical Care Level

	TRN F2M	TRN M2F
SCRN1	4 (1.45%)	2 (0.29%)
CARE1	180 (65.45%)	326 (46.64%)
CARE2	78 (28.36%)	347 (49.64%)
CARE3	7 (2.55%)	18 (2.58%)
CARE4		3 (0.43%)
SCRN2	6 (2.18%)	3 (0.43%)

Mental Health Care Level

	TRN F2M	TRN M2F
SCRN4-MH		1 (0.14%)
SCRN2-MH	1 (0.36%)	1 (0.14%)
STDY4-MH		1 (0.14%)
CARE1-MH	246 (89.13%)	552 (78.63%)
CARE2-MH	26 (9.42%)	115 (16.38%)
CARE3-MH	2 (0.72%)	30 (4.27%)
SCRN3-MH		1 (0.14%)
STDY3-MH	1 (0.36%)	1 (0.14%)

Percent of A-DES TRANS & Non-TRANS in Restrictive Housing

TRANS Assignment (11.58%)
No TRANS Assignment (5.98%)

Transgender Inmate Report

Data current as of: December 14, 2019

Location by Region Total Institutions with Transgender Inmates: 94

		TRN F2M	TRN M2F			TRN F2M	TRN M2F
MXR	ALDERSON FPC	2		SCR	BASTROP FCI		5
	BECKLEY FCI		2		BEAUMONT LOW FCI		6
	BUTNER FMC		2		BEAUMONT MED FCI		2
	BUTNER LOW FCI		1		BEAUMONT USP		3
	BUTNER MED FCI		16		BIG SPRING FCI		1
	BUTNER MED II FCI		5		BRYAN FPC	5	
	CUMBERLAND FCI		3		CARSWELL FMC	36	1
	GILMER FCI		5		FORREST CITY FCI		6
	HAZELTON FCI	42	8		FORREST CITY MED FCI		1
	HAZELTON USP		4		FORT WORTH FMC		12
	LEE USP		2		LA TUNA FCI		1
	LEXINGTON FMC	1	6		OAKDALE FCI		2
	MANCHESTER FCI		1		OAKDALE FDC		2
	MCCREARY USP		2		POLLOCK MED FCI		1
	MCDOWELL FCI		1		POLLOCK USP		1
	MEMPHIS FCI		3		SEAGOVILLE FCI		27
	PETERSBURG FCI		4		TEXARKANA FCI		10
	PETERSBURG MED FCI		34				
NCR	ENGLEWOOD FCI		7	SER	ALICEVILLE FCI	19	1
	FLORENCE ADMAX USP		1		ATLANTA USP		1
	FLORENCE FCI		4		BENNETTSTVILLE FCI		3
	FLORENCE HIGH USP		4		COLEMAN I USP		2
	GREENVILLE FCI	3	6		COLEMAN II USP		37
	LEAVENWORTH USP		2		COLEMAN LOW FCI	5	4
	MARION USP		19		COLEMAN MED FCI		2
	MILAN FCI		3		EDGEFIELD FCI		7
	OXFORD FCI		2		ESTILL FCI		6
	PEKIN FCI	6	5		JESUP FCI		12
	SANDSTONE FCI		4		MIAMI FCI		2
	SPRINGFIELD USMCFP		1		TALLADEGA FCI		1
	TERRE HAUTE USP		44		TALLAHASSEE FCI	55	
	THOMSON ADMIN USP		13		WILLIAMSBURG FCI		8
	WASECA FCI	24	1		YAZOO CITY FCI		1
					YAZOO CITY USP		12
NER	ALLENWOOD LOW FCI		6	WXR	ATWATER USP		9
	ALLENWOOD MED FCI		4		DUBLIN FCI	25	1
	ALLENWOOD USP		3		LOMPOC FCI		4
	CANAAN USP		2		LOMPOC USP		3
	DANBURY FCI	10	1		LOS ANGELES MDC		1
	DEVENS FMC		6		MENDOTA MED FCI		3
	ELKTON FCI		21		PHOENIX FCI	3	1
	FAIRTON FCI		14		SEATAC FDC	1	1
	FORT DIX FCI		14		SHERIDAN FCI		1
	LEWISBURG USP		5		TERMINAL ISL FCI		8
	LORETTO FCI		9		TUCSON USP		104
	OTISVILLE FCI		6		VICTORVILLE MED FCI		2
	PHILADELPHIA FDC	3			VICTORVILLE USP		3
	RAY BROOK FCI		1				
	SCHUYLKILL FCI		6				

Transgender Inmate Report

Data current as of: February 8, 2020

OVERALL TRANS ASSIGNMENTS

TRN F2M	286 (28.43%)
TRN M2F	720 (71.57%)
TOTAL	1,006 (100.00%)

Age Groups

TRN F2M	18 - 25		
	26 - 35	147 (51.40%)	
	36 - 45	67 (23.43%)	
	46 - 55	29 (10.14%)	
	56 - 65		
TRN M2F	18 - 25	37 (5.14%)	
	26 - 35	275 (38.19%)	
	36 - 45	251 (34.86%)	
	46 - 55	108 (15.00%)	
	56 - 65	46 (6.39%)	
	66 +	3 (0.42%)	

Race / Ethnicity

	TRN F2M	TRN M2F
African American-Non Hispanic	130 (45.45%)	176 (24.44%)
Asian	2 (0.70%)	5 (0.69%)
Hispanic	82 (28.67%)	98 (13.61%)
Native American	10 (3.50%)	52 (7.22%)
White-Non Hispanic	62 (21.68%)	389 (54.03%)

(b)(7)(E); (b)(7)(F)

Medical Care Level

	TRN F2M	TRN M2F
SCRN1	5 (1.76%)	5 (0.70%)
CARE1	183 (64.44%)	341 (47.43%)
CARE2	80 (28.17%)	347 (48.26%)
CARE3	9 (3.17%)	18 (2.50%)
CARE4		2 (0.28%)
SCRN2	7 (2.46%)	4 (0.56%)
SCRN3		1 (0.14%)
SCRN4		1 (0.14%)

Mental Health Care Level

	TRN F2M	TRN M2F
SCRN4-MH		1 (0.14%)
SCRN2-MH	1 (0.35%)	1 (0.14%)
STDY4-MH	1 (0.35%)	
CARE1-MH	254 (89.12%)	563 (78.41%)
CARE2-MH	27 (9.47%)	115 (16.02%)
CARE3-MH	1 (0.35%)	35 (4.87%)
SCRN1-MH		1 (0.14%)
SCRN3-MH		2 (0.28%)
STDY3-MH	1 (0.35%)	

Inmate Security Level

	TRN F2M	TRN M2F
HIGH	1 (0.35%)	269 (37.36%)
MEDIUM		235 (32.64%)
LOW	215 (75.17%)	196 (27.22%)
MINIMUM	68 (23.78%)	14 (1.94%)
UNASSG	2 (0.70%)	6 (0.83%)

Disciplinary History

TRN	None	122
F2M	Any 100 Level in Past 10 Yrs	31
	Two+ 200 Level Past 2 Years	
	One 200 Level Past 2 Years	54
	Two+ 300 Level Past Year	15
	One 300 Level Past Year	
	Two+ 400 Level Past Year	3
	One 400 Level Past Year	
TRN	None	270
M2F	Any 100 Level in Past 10 Yrs	281
	Two+ 200 Level Past 2 Years	44
	One 200 Level Past 2 Years	
	Two+ 300 Level Past Year	22
	One 300 Level Past Year	
	Two+ 400 Level Past Year	1
	One 400 Level Past Year	

Offenses

TRN F2M	No Information	4.90%
	01-DRUGS	44.76%
	02-WEAPONS/EXPLOSIVES	17.13%
	03-HOMICIDE/AGG ASSAULT	6.99%
	04-BURGLARY/LARCENY	4.55%
	05-COUNTERFEIT/EMBEZZLEMENT	0.70%
	07-IMMIGRATION	2.80%
	08-FRAUD/BRIBERY/EXTORTION	9.44%
	09-SEX OFFENSES	3.15%
	11-ROBBERY	5.24%
	13-MISCELLANEOUS	0.35%
TRN M2F	No Information	3.33%
	01-DRUGS	10.28%
	02-WEAPONS/EXPLOSIVES	11.25%
	03-HOMICIDE/AGG ASSAULT	7.78%
	04-BURGLARY/LARCENY	3.33%
	06-COURT/CORRECTIONS	0.56%
	07-IMMIGRATION	2.22%
	08-FRAUD/BRIBERY/EXTORTION	6.53%
	09-SEX OFFENSES	45.83%
	11-ROBBERY	8.19%
	13-MISCELLANEOUS	0.69%

Percent of A-DES TRANS & Non-TRANS in Restrictive Housing

TRANS Assignment (11.91%)	
No TRANS Assignment (6.27%)	

Transgender Inmate Report

Data current as of: February 8, 2020

Location by Region Total Institutions with Transgender Inmates: 96

		TRN F2M	TRN M2F			TRN F2M	TRN M2F
MXR	ALDERSON FPC	2		SCR	BASTROP FCI		5
	BECKLEY FCI		3		BEAUMONT LOW FCI		5
	BIG SANDY USP		1		BEAUMONT MED FCI		1
	BUTNER FMC		1		BEAUMONT USP		3
	BUTNER LOW FCI		1		BIG SPRING FCI		4
	BUTNER MED FCI		15		BRYAN FPC	6	
	BUTNER MED II FCI		4		CARSWELL FMC	40	1
	CUMBERLAND FCI		4		FORREST CITY FCI		6
	GILMER FCI		3		FORREST CITY MED FCI		1
	HAZELTON FCI	46	7		FORT WORTH FMC		11
	HAZELTON USP		5		LA TUNA FCI		5
	LEE USP		2		OAKDALE FCI		3
	LEXINGTON FMC	1	5		OAKDALE FDC		3
	MANCHESTER FCI		1		POLLOCK MED FCI		1
	MCCREARY USP		5		POLLOCK USP		1
	MEMPHIS FCI		4		SEAGOVILLE FCI		26
	PETERSBURG FCI		5		TEXARKANA FCI		6
	PETERSBURG MED FCI		32				

NCR	ENGLEWOOD FCI		7	SER	ALICEVILLE FCL	16	1
	FLORENCE ADMAX USP		1		BENNETTSVILLE FCI		4
	FLORENCE FCI		3		COLEMAN I USP		1
	FLORENCE HIGH USP		4		COLEMAN II USP		40
	GREENVILLE FCI	2	6		COLEMAN LOW FCI	4	4
	LEAVENWORTH USP		4		COLEMAN MED FCI		4
	MARION USP		20		EDGEFIELD FCI		8
	MILAN FCI		4		ESTILL FCI		4
	OXFORD FCI		1		JESUP FCI		9
	PEKIN FCI	7	6		MIAMI FCI		2
	SANDSTONE FCI		2		TALLADEGA FCI		1
	SPRINGFIELD USMCFP		1		TALLAHASSEE FCI	59	
	TERRE HAUTE USP		47		WILLIAMSBURG FCI		10
	THOMSON ADMIN USP		14		YAZOO CITY FCI		1
	WASECA FCI	21	1		YAZOO CITY USP		11

NER	ALLENWOOD LOW FCI		6	WXR	ATWATER USP		9
	ALLENWOOD MED FCI		4		DUBLIN FCI	26	1
	ALLENWOOD USP		6		LOMPOC FCI		3
	BERLIN FCI		1		LOMPOC USP		2
	CANAAN USP		1		LOS ANGELES MDC		1
	DANBURY FCI	14	2		MENDOTA MED FCI		3
	DEVENS FMC		6		PHOENIX FCI	4	1
	ELKTON FCI		20		SEATAC FDC	2	
	FAIRTON FCI		19		SHERIDAN FCI		3
	FORT DIX FCI		13		TERMINAL ISL FCI		8
	LEWISBURG USP		1		TUCSON FCI		1
	LORETTO FCI		10		TUCSON USP		105
	NEW YORK MCC		1		VICTORVILLE MED FCI		2
	OTISVILLE FCI		7		VICTORVILLE USP		3
	PHILADELPHIA FDC	3					
	RAY BROOK FCI		1				
	SCHUYLKILL FCI		6				

Transgender Inmate Report

Data current as of: March 7, 2020

OVERALL TRANS ASSIGNMENTS

TRN F2M	300 (28.87%)
TRN M2F	739 (71.13%)
TOTAL	1,039 (100.00%)

Age Groups

TRN F2M	18 - 25	152 (50.67%)
	26 - 35	72 (24.00%)
	36 - 45	29 (9.67%)
	46 - 55	
	56 - 65	
TRN M2F	18 - 25	41 (5.55%)
	26 - 35	279 (37.75%)
	36 - 45	255 (34.51%)
	46 - 55	112 (15.16%)
	56 - 65	48 (6.50%)
	66 +	4 (0.54%)

Race / Ethnicity

	TRN F2M	TRN M2F
African American-Non Hispanic	132 (44.00%)	182 (24.63%)
Asian	3 (1.00%)	5 (0.68%)
Hispanic	85 (28.33%)	102 (13.80%)
Native American	11 (3.67%)	54 (7.31%)
White-Non Hispanic	69 (23.00%)	396 (53.59%)

(b)(7)(E); (b)(7)(F)

Medical Care Level

	TRN F2M	TRN M2F
SCRN1	4 (1.35%)	3 (0.41%)
CARE1	190 (64.19%)	350 (47.43%)
CARE2	85 (28.72%)	358 (48.51%)
CARE3	8 (2.70%)	20 (2.71%)
CARE4	1 (0.34%)	3 (0.41%)
SCRN2	7 (2.36%)	3 (0.41%)
SCRN4	1 (0.34%)	1 (0.14%)

Mental Health Care Level

	TRN F2M	TRN M2F
SCRN4-MH	3 (1.01%)	1 (0.14%)
SCRN2-MH	266 (89.26%)	2 (0.27%)
CARE1-MH	26 (8.72%)	576 (78.15%)
CARE2-MH	1 (0.34%)	118 (16.01%)
CARE3-MH	1 (0.34%)	38 (5.16%)
CARE4-MH	1 (0.34%)	
SCRN1-MH	1 (0.34%)	1 (0.14%)
SCRN3-MH		1 (0.14%)

Inmate Security Level

	TRN F2M	TRN M2F
HIGH	1 (0.33%)	281 (38.02%)
MEDIUM		235 (31.80%)
LOW	224 (74.67%)	201 (27.20%)
MINIMUM	71 (23.67%)	16 (2.17%)
UNASSG	4 (1.33%)	6 (0.81%)

Disciplinary History

TRN	None	134
F2M	Any 100 Level in Past 10 Yrs	29
	Two+ 200 Level Past 2 Years	42
	One 200 Level Past 2 Years	55
	Two+ 300 Level Past Year	15
	One 300 Level Past Year	20
	Two+ 400 Level Past Year	3
	One 400 Level Past Year	
TRN	None	
M2F	Any 100 Level in Past 10 Yrs	292
	Two+ 200 Level Past 2 Years	42
	One 200 Level Past 2 Years	73
	Two+ 300 Level Past Year	21
	One 300 Level Past Year	36
	One 400 Level Past Year	1

Offenses

TRN F2M	No Information	6.33%
	01-DRUGS	44.67%
	02-WEAPONS/EXPLOSIVES	16.67%
	03-HOMICIDE/AGG ASSAULT	7.00%
	04-BURGLARY/LARCENY	4.67%
	05-COUNTERFEIT/EMBEZZLEMENT	0.67%
	07-IMMIGRATION	2.67%
	08-FRAUD/BRIBERY/EXTORTION	9.00%
	09-SEX OFFENSES	3.33%
	11-ROBBERY	4.67%
	13-MISCELLANEOUS	0.33%
TRN M2F	No Information	4.19%
	01-DRUGS	10.83%
	02-WEAPONS/EXPLOSIVES	11.23%
	03-HOMICIDE/AGG ASSAULT	8.12%
	04-BURGLARY/LARCENY	3.25%
	06-COURT/CORRECTIONS	0.54%
	07-IMMIGRATION	2.30%
	08-FRAUD/BRIBERY/EXTORTION	6.09%
	09-SEX OFFENSES	44.79%
	11-ROBBERY	7.98%
	13-MISCELLANEOUS	0.68%

Percent of A-DES TRANS & Non-TRANS in Restrictive Housing

TRANS Assignment (11.91%)	
No TRANS Assignment (6.18%)	

Transgender Inmate Report

Data current as of: March 7, 2020

Location by Region Total Institutions with Transgender Inmates: 97

		TRN F2M	TRN M2F			TRN F2M	TRN M2F
MXR	ALDERSON FPC	2		SCR	BASTROP FCI		5
	BECKLEY FCI		3		BEAUMONT LOW FCI		7
	BIG SANDY USP		1		BEAUMONT MED FCI		2
	BUTNER FMC		1		BEAUMONT USP		2
	BUTNER LOW FCI		2		BIG SPRING FCI		5
	BUTNER MED FCI		14		BRYAN FPC	6	
	BUTNER MED II FCI		3		CARSWELL FMC	47	1
	CUMBERLAND FCI		5		EL RENO FCI		1
	GILMER FCI		4		FORREST CITY FCI		6
	HAZELTON FCI	48	6		FORREST CITY MED FCI		1
	HAZELTON USP		5		FORT WORTH FMC		11
	LEE USP		1		LA TUNA FCI		6
	LEXINGTON FMC	1	5		OAKDALE FCI		3
	MANCHESTER FCI		1		OAKDALE FDC		3
	MCCREARY USP		7		POLLOCK MED FCI		1
	MEMPHIS FCI		4		POLLOCK USP		1
	PETERSBURG FCI		6		REEVES DC		1
	PETERSBURG MED FCI		32		SEAGOVILLE FCI		27
					TEXARKANA FCI		6
NCR	ENGLEWOOD FCI		6	SER	ALICEVILLE FCL	16	1
	FLORENCE ADMAX USP		1		ATLANTA USP		1
	FLORENCE FCI		2		BENNETTSVILLE FCI		4
	FLORENCE HIGH USP		4		COLEMAN II USP		41
	GREENVILLE FCI	2	5		COLEMAN LOW FCI	3	3
	LEAVENWORTH USP		5		COLEMAN MED FCI		4
	MARION USP		20		EDGEFIELD FCI		8
	MILAN FCI		4		ESTILL FCI		3
	OXFORD FCI		2		JESUP FCI		9
	PEKIN FCI	7	6		MIAMI FCI		2
	SANDSTONE FCI		2		TALLADEGA FCI		2
	SPRINGFIELD USMCFP		1		TALLAHASSEE FCI	62	
	TERRE HAUTE USP		48		WILLIAMSBURG FCI		10
	THOMSON ADMIN USP		17		YAZOO CITY FCI		1
	WASECA FCI	22	1		YAZOO CITY USP		12
NER	ALLENWOOD LOW FCI		6	WXR	ATWATER USP		9
	ALLENWOOD MED FCI		4		DUBLIN FCI	27	1
	ALLENWOOD USP		5		HERLONG FCI		1
	BERLIN FCI		1		LOMPOC FCI		2
	DANBURY FCI	15	2		LOMPOC USP		2
	DEVENS FMC		6		LOS ANGELES MDC		1
	ELKTON FCI		19		MENDOTA MED FCI		3
	FAIRTON FCI		20		PHOENIX FCI	4	2
	FORT DIX FCI		12		SAN DIEGO MCC		1
	LEWISBURG USP		1		SEATAC FDC	2	
	LORETTO FCI		10		SHERIDAN FCI		2
	OTISVILLE FCI		7		TERMINAL ISL FCI		10
	PHILADELPHIA FDC	2			TUCSON FCI		1
	SCHUYLKILL FCI		6		TUCSON USP		110
					VICTORVILLE MED FCI		2
					VICTORVILLE USP		5

Transgender Inmate Report

Data current as of: April 11, 2020

OVERALL TRANS ASSIGNMENTS

TRN F2M	296 (28.57%)
TRN M2F	740 (71.43%)
TOTAL	1,036 (100.00%)

Age Groups

TRN F2M	18 - 25	148 (50.00%)
	26 - 35	74 (25.00%)
	36 - 45	25 (8.45%)
	46 - 55	
	56 - 65	
TRN M2F	18 - 25	39 (5.27%)
	26 - 35	280 (37.84%)
	36 - 45	255 (34.46%)
	46 - 55	115 (15.54%)
	56 - 65	47 (6.35%)
	66 +	4 (0.54%)

Race / Ethnicity

	TRN F2M	TRN M2F
African American-Non Hispanic	129 (43.58%)	183 (24.73%)
Asian	3 (1.01%)	5 (0.68%)
Hispanic	82 (27.70%)	101 (13.65%)
Native American	11 (3.72%)	53 (7.16%)
White-Non Hispanic	71 (23.99%)	398 (53.78%)

(b)(7)(E); (b)(7)(F)

Medical Care Level

	TRN F2M	TRN M2F
SCRN1	2 (0.68%)	4 (0.54%)
CARE1	188 (64.38%)	353 (47.83%)
CARE2	83 (28.42%)	352 (47.70%)
CARE3	11 (3.77%)	20 (2.71%)
CARE4	2 (0.68%)	4 (0.54%)
SCRN2	6 (2.05%)	5 (0.68%)

Mental Health Care Level

	TRN F2M	TRN M2F
SCRN4-MH		1 (0.14%)
SCRN2-MH		4 (0.54%)
CARE1-MH	268 (90.85%)	574 (77.67%)
CARE2-MH	24 (8.14%)	122 (16.51%)
CARE3-MH	2 (0.68%)	35 (4.74%)
CARE4-MH	1 (0.34%)	
SCRN3-MH		1 (0.14%)
STDY3-MH		2 (0.27%)

Inmate Security Level

	TRN F2M	TRN M2F
HIGH	1 (0.34%)	281 (37.97%)
MEDIUM		242 (32.70%)
LOW	218 (73.65%)	196 (26.49%)
MINIMUM	73 (24.66%)	14 (1.89%)
UNASSG	4 (1.35%)	7 (0.95%)

Disciplinary History

TRN	None	132
F2M	Any 100 Level in Past 10 Yrs	29
	Two+ 200 Level Past 2 Years	42
	One 200 Level Past 2 Years	54
	Two+ 300 Level Past Year	14
	One 300 Level Past Year	20
	Two+ 400 Level Past Year	2
	One 400 Level Past Year	3
TRN	None	265
M2F	Any 100 Level in Past 10 Yrs	297
	Two+ 200 Level Past 2 Years	42
	One 200 Level Past 2 Years	72
	Two+ 300 Level Past Year	25
	One 300 Level Past Year	39

Offenses

TRN F2M	No Information	5.07%
	01-DRUGS	45.95%
	02-WEAPONS/EXPLOSIVES	16.89%
	03-HOMICIDE/AGG ASSAULT	7.09%
	04-BURGLARY/LARCENY	4.39%
	05-COUNTERFEIT/EMBEZZLEMENT	0.68%
	07-IMMIGRATION	2.03%
	08-FRAUD/BRIBERY/EXTORTION	9.12%
	09-SEX OFFENSES	3.72%
	11-ROBBERY	4.39%
	13-MISCELLANEOUS	0.68%
TRN M2F	No Information	4.05%
	01-DRUGS	11.22%
	02-WEAPONS/EXPLOSIVES	11.22%
	03-HOMICIDE/AGG ASSAULT	7.84%
	04-BURGLARY/LARCENY	2.97%
	06-COURT/CORRECTIONS	0.54%
	07-IMMIGRATION	2.03%
	08-FRAUD/BRIBERY/EXTORTION	6.22%
	09-SEX OFFENSES	45.27%
	11-ROBBERY	7.97%
	13-MISCELLANEOUS	0.68%

Percent of A-DES TRANS & Non-TRANS in Restrictive Housing

TRANS Assignment (13.37%)	
No TRANS Assignment (6.45%)	

Transgender Inmate Report

Data current as of: April 11, 2020

Location by Region Total Institutions with Transgender Inmates: 97

		TRN F2M	TRN M2F			TRN F2M	TRN M2F
MXR	ALDERSON FPC	2		SCR	BASTROP FCI		5
	BECKLEY FCI		3		BEAUMONT LOW FCI		7
	BIG SANDY USP		1		BEAUMONT MED FCI		1
	BUTNER FMC		1		BEAUMONT USP		3
	BUTNER LOW FCI		2		BIG SPRING FCI		4
	BUTNER MED FCI		11		BRYAN FPC	5	
	BUTNER MED II FCI		4		CARSWELL FMC	47	1
	CUMBERLAND FCI		5		EL RENO FCI		1
	GILMER FCI		4		FORREST CITY FCI		6
	HAZELTON FCI	46	5		FORT WORTH FMC		11
	HAZELTON USP		5		LA TUNA FCI		6
	LEE USP		1		OAKDALE FCI		3
	LEXINGTON FMC	1	5		OAKDALE FDC		1
	MANCHESTER FCI		1		POLLOCK MED FCI		1
	MCCREARY USP		7		POLLOCK USP		1
	MEMPHIS FCI		4		SEAGOVILLE FCI		27
	PETERSBURG FCI		6		TEXARKANA FCI		6
	PETERSBURG MED FCI		32				
NCR	ENGLEWOOD FCI		6	SER	ALICEVILLE FCL	16	1
	FLORENCE ADMAX USP		1		ATLANTA USP		1
	FLORENCE FCI		3		BENNETTSVILLE FCI		4
	FLORENCE HIGH USP		4		COLEMAN I USP		1
	GREENVILLE FCI	3	5		COLEMAN II USP		38
	LEAVENWORTH USP		5		COLEMAN LOW FCI	4	3
	MARION USP		22		COLEMAN MED FCI		4
	MILAN FCI		3		EDGEFIELD FCI		8
	OXFORD FCI		2		ESTILL FCI		3
	PEKIN FCI	7	5		JESUP FCI		9
	SANDSTONE FCI		2		MIAMI FCI		2
	SPRINGFIELD USMCFP		1		TALLADEGA FCI		1
	TERRE HAUTE USP		48		TALLAHASSEE FCI	62	
	THOMSON ADMIN USP		18		WILLIAMSBURG FCI		10
	WASECA FCI	22	1		YAZOO CITY FCI		1
					YAZOO CITY USP		13
NER	ALLENWOOD LOW FCI		7	WXR	ATWATER USP		9
	ALLENWOOD MED FCI		3		DUBLIN FCI	24	1
	ALLENWOOD USP		5		HERLONG FCI		1
	BERLIN FCI		1		LOMPOC FCI		2
	DANBURY FCI	13	2		LOMPOC USP		2
	DEVENS FMC		6		LOS ANGELES MDC		1
	ELKTON FCI		19		MENDOTA MED FCI		3
	FAIRTON FCI		21		PHOENIX FCI	4	2
	FORT DIX FCI		12		SAN DIEGO MCC		1
	LEWISBURG USP		1		SEATAC FDC	2	
	LORETTO FCI		8		SHERIDAN FCI		2
	NEW YORK MCC		1		TERMINAL ISL FCI		11
	OTISVILLE FCI		7		TUCSON FCI		1
	PHILADELPHIA FDC	1			TUCSON USP		109
	SCHUYLKILL FCI		7		VICTORVILLE MED FCI		2
					VICTORVILLE USP		5

Transgender Inmate Report

Data current as of: May 16, 2020

OVERALL TRANS ASSIGNMENTS

TRN F2M	291 (28.42%)
TRN M2F	733 (71.58%)
TOTAL	1,024 (100.00%)

Age Groups

TRN F2M	18 - 25	
	26 - 35	144 (49.48%)
	36 - 45	71 (24.40%)
	46 - 55	27 (9.28%)
	56 - 65	
TRN M2F	18 - 25	39 (5.32%)
	26 - 35	278 (37.93%)
	36 - 45	250 (34.11%)
	46 - 55	113 (15.42%)
	56 - 65	49 (6.68%)
	66 +	4 (0.55%)

Race / Ethnicity

	TRN F2M	TRN M2F
African American-Non Hispanic	126 (43.30%)	178 (24.28%)
Asian	3 (1.03%)	5 (0.68%)
Hispanic	80 (27.49%)	105 (14.32%)
Native American	10 (3.44%)	53 (7.23%)
White-Non Hispanic	72 (24.74%)	392 (53.48%)

(b)(7)(E); (b)(7)(F)

Medical Care Level

	TRN F2M	TRN M2F
SCRN1	2 (0.70%)	3 (0.41%)
CARE1	185 (64.46%)	352 (48.15%)
CARE2	81 (28.22%)	351 (48.02%)
CARE3	13 (4.53%)	18 (2.46%)
CARE4	1 (0.35%)	3 (0.41%)
SCRN2	5 (1.74%)	4 (0.55%)

Mental Health Care Level

	TRN F2M	TRN M2F
SCRN2-MH		5 (0.68%)
CARE1-MH	265 (91.07%)	570 (77.87%)
CARE2-MH	23 (7.90%)	120 (16.39%)
CARE3-MH	2 (0.69%)	33 (4.51%)
CARE4-MH	1 (0.34%)	
SCRN3-MH		1 (0.14%)
STDY3-MH		3 (0.41%)

Inmate Security Level

	TRN F2M	TRN M2F
HIGH	1 (0.34%)	277 (37.79%)
MEDIUM		235 (32.06%)
LOW	213 (73.20%)	200 (27.29%)
MINIMUM	73 (25.09%)	14 (1.91%)
UNASSG	4 (1.37%)	7 (0.95%)

Disciplinary History

TRN	None	128
F2M	Any 100 Level in Past 10 Yrs	29
	Two+ 200 Level Past 2 Years	43
	One 200 Level Past 2 Years	46
	Two+ 300 Level Past Year	15
	One 300 Level Past Year	25
	Two+ 400 Level Past Year	2
	One 400 Level Past Year	3
TRN	None	262
M2F	Any 100 Level in Past 10 Yrs	297
	Two+ 200 Level Past 2 Years	42
	One 200 Level Past 2 Years	72
	Two+ 300 Level Past Year	24
	One 300 Level Past Year	36

Offenses

TRN F2M	No Information	4.81%
	01-DRUGS	46.74%
	02-WEAPONS/EXPLOSIVES	16.84%
	03-HOMICIDE/AGG ASSAULT	7.22%
	04-BURGLARY/LARCENY	4.12%
	05-COUNTERFEIT/EMBEZZLEMENT	0.69%
	07-IMMIGRATION	1.72%
	08-FRAUD/BRIBERY/EXTORTION	8.93%
	09-SEX OFFENSES	3.78%
	11-ROBBERY	4.47%
	13-MISCELLANEOUS	0.69%
TRN M2F	No Information	3.68%
	01-DRUGS	11.87%
	02-WEAPONS/EXPLOSIVES	11.32%
	03-HOMICIDE/AGG ASSAULT	7.78%
	04-BURGLARY/LARCENY	3.00%
	06-COURT/CORRECTIONS	0.55%
	07-IMMIGRATION	2.05%
	08-FRAUD/BRIBERY/EXTORTION	5.87%
	09-SEX OFFENSES	46.11%
	11-ROBBERY	7.09%
	13-MISCELLANEOUS	0.68%

Percent of A-DES TRANS & Non-TRANS in Restrictive Housing

TRANS Assignment (13.04%)
No TRANS Assignment (6.68%)

Transgender Inmate Report

Data current as of: May 16, 2020

Location by Region Total Institutions with Transgender Inmates: 97

		TRN F2M	TRN M2F			TRN F2M	TRN M2F
MXR	ALDERSON FPC	3		SCR	BASTROP FCI		5
	BECKLEY FCI		4		BEAUMONT LOW FCI		7
	BIG SANDY USP		1		BEAUMONT MED FCI		1
	BUTNER LOW FCI		2		BEAUMONT USP		3
	BUTNER MED FCI		12		BIG SPRING FCI		4
	BUTNER MED II FCI		4		BRYAN FPC	4	
	CUMBERLAND FCI		5		CARSWELL FMC	46	1
	GILMER FCI		4		EL RENO FCI		1
	HAZELTON FCI	46	5		FORREST CITY FCI		6
	HAZELTON USP		4		FORT WORTH FMC		11
	LEE USP		1		LA TUNA FCI		6
	LEXINGTON FMC	1	5		OAKDALE FCI		3
	MANCHESTER FCI		1		OAKDALE FDC		1
	MCCREARY USP		7		POLLOCK MED FCI		1
	MEMPHIS FCI		4		POLLOCK USP		1
	PETERSBURG FCI		6		SEAGOVILLE FCI		27
	PETERSBURG MED FCI		32		TEXARKANA FCI		6
NCR	ENGLEWOOD FCI		5	SER	ALICEVILLE FCI	16	1
	FLORENCE ADMAX USP		1		ATLANTA USP		1
	FLORENCE FCI		3		BENNETTSVILLE FCI		4
	FLORENCE HIGH USP		4		COLEMAN I USP		2
	GREENVILLE FCI	2	5		COLEMAN II USP		39
	LEAVENWORTH USP		5		COLEMAN LOW FCI	4	3
	MARION USP		21		COLEMAN MED FCI		4
	MILAN FCI		3		EDGEFIELD FCI		8
	OXFORD FCI		2		JESUP FCI		8
	PEKIN FCI	5	5		MIAMI FCI		2
	SANDSTONE FCI		2		TALLADEGA FCI		1
	SPRINGFIELD USMCFP		1		TALLAHASSEE FCI	61	
	TERRE HAUTE USP		46		WILLIAMSBURG FCI		10
	THOMSON ADMIN USP		19		YAZOO CITY FCI		1
	WASECA FCI	21	1		YAZOO CITY USP		13
NER	ALLENWOOD LOW FCI		7	WXR	ATWATER USP		9
	ALLENWOOD MED FCI		3		DUBLIN FCI	23	1
	ALLENWOOD USP		5		HERLONG FCI		1
	BERLIN FCI		1		LOMPOC FCI		1
	DANBURY FCI	12	2		LOMPOC USP		2
	DEVENS FMC		6		LOS ANGELES MDC		1
	ELKTON FCI		19		MENDOTA MED FCI		3
	FAIRTON FCI		21		PHOENIX FCI	3	2
	FORT DIX FCI		12		SAFFORD FCI		1
	LEWISBURG USP		5		SAN DIEGO MCC		1
	LORETTO FCI		7		SEATAC FDC	1	
	NEW YORK MCC		1		SHERIDAN FCI		2
	OTISVILLE FCI		7		TERMINAL ISL FCI		11
	PHILADELPHIA FDC	1			TUCSON FCI		1
	SCHUYLKILL FCI		6		TUCSON USP		105
					VICTORVILLE MED FCI		2
					VICTORVILLE MED II FCI		1
					VICTORVILLE USP		5

Transgender Inmate Report

Data current as of: June 13, 2020

OVERALL TRANS ASSIGNMENTS

TRN F2M	283 (28.10%)
TRN M2F	724 (71.90%)
TOTAL	1,007 (100.00%)

Age Groups

TRN F2M	18 - 25	
	26 - 35	135 (47.70%)
	36 - 45	72 (25.44%)
	46 - 55	26 (9.19%)
	56 - 65	
TRN M2F	18 - 25	33 (4.56%)
	26 - 35	273 (37.71%)
	36 - 45	250 (34.53%)
	46 - 55	113 (15.61%)
	56 - 65	51 (7.04%)
	66 +	4 (0.55%)

Race / Ethnicity

	TRN F2M	TRN M2F
African American-Non Hispanic	124 (43.82%)	174 (24.03%)
Asian	3 (1.06%)	5 (0.69%)
Hispanic	76 (26.86%)	106 (14.64%)
Native American	9 (3.18%)	54 (7.46%)
White-Non Hispanic	71 (25.09%)	385 (53.18%)

(b)(7)(E); (b)(7)(F)

Medical Care Level

	TRN F2M	TRN M2F
SCRN1	2 (0.72%)	3 (0.42%)
CARE1	180 (64.52%)	345 (47.78%)
CARE2	78 (27.96%)	350 (48.48%)
CARE3	13 (4.66%)	17 (2.35%)
CARE4	1 (0.36%)	3 (0.42%)
SCRN2	5 (1.79%)	4 (0.55%)

Mental Health Care Level

	TRN F2M	TRN M2F
SCRN2-MH		5 (0.69%)
CARE1-MH	257 (90.81%)	559 (77.32%)
CARE2-MH	23 (8.13%)	121 (16.74%)
CARE3-MH	2 (0.71%)	32 (4.43%)
CARE4-MH	1 (0.35%)	
SCRN1-MH		1 (0.14%)
SCRN3-MH		2 (0.28%)
STDY3-MH		3 (0.41%)

Inmate Security Level

	TRN F2M	TRN M2F
HIGH		279 (38.54%)
MEDIUM		222 (30.66%)
LOW	209 (73.85%)	202 (27.90%)
MINIMUM	70 (24.73%)	14 (1.93%)
UNASSG	4 (1.41%)	7 (0.97%)

Disciplinary History

TRN	None	127
F2M	Any 100 Level in Past 10 Yrs	29
	Two+ 200 Level Past 2 Years	40
	One 200 Level Past 2 Years	45
	Two+ 300 Level Past Year	14
	One 300 Level Past Year	24
	Two+ 400 Level Past Year	2
	One 400 Level Past Year	
TRN	None	
M2F	Any 100 Level in Past 10 Yrs	308
	Two+ 200 Level Past 2 Years	39
	One 200 Level Past 2 Years	67
	Two+ 300 Level Past Year	22
	One 300 Level Past Year	34
	Two+ 400 Level Past Year	1

Offenses

TRN F2M	No Information	4.24%
	01-DRUGS	46.64%
	02-WEAPONS/EXPLOSIVES	16.96%
	03-HOMICIDE/AGG ASSAULT	7.42%
	04-BURGLARY/LARCENY	4.24%
	05-COUNTERFEIT/EMBEZZLEMENT	0.35%
	07-IMMIGRATION	1.77%
	08-FRAUD/BRIBERY/EXTORTION	8.83%
	09-SEX OFFENSES	3.89%
	11-ROBBERY	4.95%
	13-MISCELLANEOUS	0.71%
TRN M2F	No Information	2.76%
	01-DRUGS	12.02%
	02-WEAPONS/EXPLOSIVES	11.19%
	03-HOMICIDE/AGG ASSAULT	8.15%
	04-BURGLARY/LARCENY	3.31%
	06-COURT/CORRECTIONS	0.55%
	07-IMMIGRATION	2.21%
	08-FRAUD/BRIBERY/EXTORTION	5.52%
	09-SEX OFFENSES	46.69%
	11-ROBBERY	6.91%
	13-MISCELLANEOUS	0.69%

Percent of A-DES TRANS & Non-TRANS in Restrictive Housing

TRANS Assignment	(13.87%)
No TRANS Assignment	(6.97%)

Transgender Inmate Report

Data current as of: June 13, 2020

Location by Region Total Institutions with Transgender Inmates: 95

		TRN F2M	TRN M2F			TRN F2M	TRN M2F
MXR	ALDERSON FPC	3		SCR	BASTROP FCI		5
	BECKLEY FCI		4		BEAUMONT LOW FCI		7
	BIG SANDY USP		1		BEAUMONT MED FCI		1
	BUTNER LOW FCI		2		BEAUMONT USP		3
	BUTNER MED FCI		12		BIG SPRING FCI		4
	BUTNER MED II FCI		4		BRYAN FPC	3	
	CUMBERLAND FCI		4		CARSWELL FMC	49	1
	GILMER FCI		3		EL RENO FCI		1
	HAZELTON FCI	46	5		FORREST CITY FCI		6
	HAZELTON USP		4		FORT WORTH FMC		11
	LEE USP		1		LA TUNA FCI		6
	LEXINGTON FMC	1	5		OAKDALE FCI		3
	MANCHESTER FCI		1		OAKDALE FDC		1
	MCCREARY USP		7		POLLOCK MED FCI		1
	MEMPHIS FCI		3		POLLOCK USP		1
	PETERSBURG FCI		6		SEAGOVILLE FCI		27
	PETERSBURG MED FCI		31		TEXARKANA FCI		6
NCR	ENGLEWOOD FCI		6	SER	ALICEVILLE FCL	16	1
	FLORENCE ADMAX USP		1		ATLANTA USP		1
	FLORENCE FCI		3		BENNETTSVILLE FCI		4
	FLORENCE HIGH USP		4		COLEMAN I USP		2
	GREENVILLE FCI	2	4		COLEMAN II USP		41
	LEAVENWORTH USP		4		COLEMAN LOW FCI	4	2
	MARION USP		20		COLEMAN MED FCI		4
	MILAN FCI		3		EDGEFIELD FCI		8
	OXFORD FCI		2		JESUP FCI		8
	PEKIN FCI	4	5		MIAMI FCI		2
	SANDSTONE FCI		2		TALLADEGA FCI		1
	SPRINGFIELD USMCFP		1		TALLAHASSEE FCI	55	
	TERRE HAUTE USP		46		WILLIAMSBURG FCI		10
	THOMSON ADMIN USP		21		YAZOO CITY FCI		1
	WASECA FCI	21	1		YAZOO CITY USP		13
NER	ALLENWOOD LOW FCI		7	WXR	ATWATER USP		9
	ALLENWOOD MED FCI		3		DUBLIN FCI	22	1
	ALLENWOOD USP		5		HERLONG FCI		1
	BERLIN FCI		1		LOMPOC FCI		1
	DANBURY FCI	10	2		LOMPOC USP		2
	DEVENS FMC		6		LOS ANGELES MDC		1
	ELKTON FCI		20		MENDOTA MED FCI		2
	FAIRTON FCI		19		PHOENIX FCI	3	2
	FORT DIX FCI		12		SAFFORD FCI		1
	LEWISBURG USP		5		SEATAC FDC	1	
	LORETTO FCI		7		SHERIDAN FCI		2
	OTISVILLE FCI		7		TERMINAL ISL FCI		11
	PHILADELPHIA FDC	1			TUCSON FCI		2
	SCHUYLKILL FCI		5		TUCSON USP		105
					VICTORVILLE MED FCI		2
					VICTORVILLE MED II FCI		1
					VICTORVILLE USP		5

Transgender Inmate Report

Data current as of: July 11, 2020

OVERALL TRANS ASSIGNMENTS

TRN F2M	278 (27.58%)
TRN M2F	730 (72.42%)
TOTAL	1,008 (100.00%)

Age Groups

TRN F2M	18 - 25	132 (47.48%)
	26 - 35	72 (25.90%)
	36 - 45	24 (8.63%)
	46 - 55	
	56 - 65	
TRN M2F	18 - 25	30 (4.11%)
	26 - 35	276 (37.81%)
	36 - 45	252 (34.52%)
	46 - 55	116 (15.89%)
	56 - 65	52 (7.12%)
	66 +	4 (0.55%)

Race / Ethnicity

	TRN F2M	TRN M2F
African American-Non Hispanic	123 (44.24%)	175 (23.97%)
Asian	3 (1.08%)	5 (0.68%)
Hispanic	73 (26.26%)	103 (14.11%)
Native American	9 (3.24%)	52 (7.12%)
White-Non Hispanic	70 (25.18%)	395 (54.11%)

(b)(7)(E); (b)(7)(F)

Medical Care Level

	TRN F2M	TRN M2F
SCRN1	1 (0.36%)	2 (0.27%)
CARE1	176 (64.23%)	352 (48.29%)
CARE2	78 (28.47%)	354 (48.56%)
CARE3	12 (4.38%)	14 (1.92%)
CARE4	1 (0.36%)	3 (0.41%)
SCRN2	6 (2.19%)	4 (0.55%)

Mental Health Care Level

	TRN F2M	TRN M2F
SCRN2-MH		5 (0.69%)
CARE1-MH	253 (91.01%)	565 (77.50%)
CARE2-MH	22 (7.91%)	123 (16.87%)
CARE3-MH	2 (0.72%)	31 (4.25%)
CARE4-MH	1 (0.36%)	
SCRN1-MH		1 (0.14%)
SCRN3-MH		2 (0.27%)
STDY3-MH		2 (0.27%)

Inmate Security Level

	TRN F2M	TRN M2F
HIGH		277 (37.95%)
MEDIUM		233 (31.92%)
LOW	204 (73.38%)	200 (27.40%)
MINIMUM	70 (25.18%)	15 (2.05%)
UNASSG	4 (1.44%)	5 (0.68%)

Disciplinary History

TRN	None	123
F2M	Any 100 Level in Past 10 Yrs	30
	Two+ 200 Level Past 2 Years	39
	One 200 Level Past 2 Years	44
	Two+ 300 Level Past Year	13
	One 300 Level Past Year	25
	Two+ 400 Level Past Year	2
	One 400 Level Past Year	2
TRN	None	249
M2F	Any 100 Level in Past 10 Yrs	314
	Two+ 200 Level Past 2 Years	37
	One 200 Level Past 2 Years	72
	Two+ 300 Level Past Year	23
	One 300 Level Past Year	33
	Two+ 400 Level Past Year	2

Offenses

TRN F2M	No Information	3.24%
	01-DRUGS	47.48%
	02-WEAPONS/EXPLOSIVES	16.55%
	03-HOMICIDE/AGG ASSAULT	7.55%
	04-BURGLARY/LARCENY	4.32%
	05-COUNTERFEIT/EMBEZZLEMENT	0.36%
	07-IMMIGRATION	1.80%
	08-FRAUD/BRIBERY/EXTORTION	8.63%
	09-SEX OFFENSES	4.32%
	11-ROBBERY	5.04%
	13-MISCELLANEOUS	0.72%
TRN M2F	No Information	3.01%
	01-DRUGS	12.19%
	02-WEAPONS/EXPLOSIVES	11.23%
	03-HOMICIDE/AGG ASSAULT	7.81%
	04-BURGLARY/LARCENY	3.29%
	06-COURT/CORRECTIONS	0.55%
	07-IMMIGRATION	2.19%
	08-FRAUD/BRIBERY/EXTORTION	5.34%
	09-SEX OFFENSES	46.85%
	11-ROBBERY	6.85%
	13-MISCELLANEOUS	0.68%

Percent of A-DES TRANS & Non-TRANS in Restrictive Housing

TRANS Assignment	14.67%
No TRANS Assignment	7.23%

Transgender Inmate Report

Data current as of: July 11, 2020

Location by Region Total Institutions with Transgender Inmates: 95

		TRN F2M	TRN M2F			TRN F2M	TRN M2F
MXR	ALDERSON FPC	2		SCR	BASTROP FCI		5
	BECKLEY FCI		4		BEAUMONT LOW FCI		7
	BIG SANDY USP		1		BEAUMONT MED FCI		1
	BUTNER LOW FCI		2		BEAUMONT USP		3
	BUTNER MED FCI		13		BIG SPRING FCI		4
	BUTNER MED II FCI		4		BRYAN FPC	4	
	CUMBERLAND FCI		4		CARSWELL FMC	50	1
	GILMER FCI		4		EL RENO FCI		1
	HAZELTON FCI	45	5		FORREST CITY FCI		5
	HAZELTON USP		4		FORT WORTH FMC		11
	LEE USP		3		LA TUNA FCI		6
	LEXINGTON FMC	1	5		OAKDALE FCI		3
	MANCHESTER FCI		1		OAKDALE FDC		1
	MCCREARY USP		7		POLLOCK MED FCI		1
	MEMPHIS FCI		3		POLLOCK USP		1
	PETERSBURG FCI		6		SEAGOVILLE FCI		26
	PETERSBURG MED FCI		31		TEXARKANA FCI		7
NCR	ENGLEWOOD FCI		5	SER	ALICEVILLE FCL	15	1
	FLORENCE ADMAX USP		1		ATLANTA USP		1
	FLORENCE FCI		3		BENNETTSVILLE FCI		5
	FLORENCE HIGH USP		4		COLEMAN I USP		3
	GREENVILLE FCI	2	5		COLEMAN II USP		43
	LEAVENWORTH USP		6		COLEMAN LOW FCI	4	2
	MARION USP		20		COLEMAN MED FCI		4
	MILAN FCI		3		EDGEFIELD FCI		8
	OXFORD FCI		1		JESUP FCI		8
	PEKIN FCI	4	5		MIAMI FCI		2
	SANDSTONE FCI		2		TALLADEGA FCI		1
	SPRINGFIELD USMCFP		1		TALLAHASSEE FCI	55	
	TERRE HAUTE USP		47		WILLIAMSBURG FCI		10
	THOMSON ADMIN USP		22		YAZOO CITY FCI		1
	WASECA FCI	20	1		YAZOO CITY USP		13
NER	ALLENWOOD LOW FCI		7	WXR	ATWATER USP		9
	ALLENWOOD MED FCI		3		DUBLIN FCI	22	1
	ALLENWOOD USP		5		HERLONG FCI		1
	BERLIN FCI		2		LOMPOC FCI		1
	DANBURY FCI	9	2		LOMPOC USP		2
	DEVENS FMC		5		LOS ANGELES MDC		1
	ELKTON FCI		21		MENDOTA MED FCI		2
	FAIRTON FCI		20		PHOENIX FCI	3	2
	FORT DIX FCI		12		SAFFORD FCI		1
	LEWISBURG USP		5		SEATAC FDC	1	
	LORETTO FCI		7		SHERIDAN FCI		2
	OTISVILLE FCI		7		TERMINAL ISL FCI		11
	PHILADELPHIA FDC	1			TUCSON FCI		2
	SCHUYLKILL FCI		4		TUCSON USP		106
					VICTORVILLE MED FCI		2
					VICTORVILLE MED II FCI		1
					VICTORVILLE USP		6

Transgender Inmate Report

Data current as of: August 7, 2020

OVERALL TRANS ASSIGNMENTS

TRN F2M	280 (27.61%)
TRN M2F	734 (72.39%)
TOTAL	1,014 (100.00%)

Age Groups

TRN F2M	18 - 25	
	26 - 35	132 (47.14%)
	36 - 45	73 (26.07%)
	46 - 55	26 (9.29%)
	56 - 65	
TRN M2F	18 - 25	31 (4.22%)
	26 - 35	276 (37.60%)
	36 - 45	256 (34.88%)
	46 - 55	112 (15.26%)
	56 - 65	54 (7.36%)
	66 +	5 (0.68%)

Race / Ethnicity

	TRN F2M	TRN M2F
African American-Non Hispanic	122 (43.57%)	176 (23.98%)
Asian	5 (1.79%)	5 (0.68%)
Hispanic	73 (26.07%)	101 (13.76%)
Native American	8 (2.86%)	54 (7.36%)
White-Non Hispanic	72 (25.71%)	398 (54.22%)

(b)(7)(E); (b)(7)(F)

Medical Care Level

	TRN F2M	TRN M2F
SCRN1	2 (0.72%)	2 (0.27%)
CARE1	179 (64.86%)	353 (48.16%)
CARE2	77 (27.90%)	354 (48.29%)
CARE3	11 (3.99%)	16 (2.18%)
CARE4		3 (0.41%)
SCRN2	7 (2.54%)	4 (0.55%)
SCRN4		1 (0.14%)

Mental Health Care Level

	TRN F2M	TRN M2F
SCRN2-MH		5 (0.68%)
STDY4-MH	1 (0.36%)	
CARE1-MH	253 (90.36%)	566 (77.22%)
CARE2-MH	23 (8.21%)	123 (16.78%)
CARE3-MH	2 (0.71%)	34 (4.64%)
CARE4-MH	1 (0.36%)	
SCRN1-MH		1 (0.14%)
SCRN3-MH		2 (0.27%)
STDY3-MH		2 (0.27%)

Inmate Security Level

	TRN F2M	TRN M2F
HIGH	1 (0.36%)	286 (38.96%)
MEDIUM		231 (31.47%)
LOW	207 (73.93%)	197 (26.84%)
MINIMUM	68 (24.29%)	15 (2.04%)
UNASSG	4 (1.43%)	5 (0.68%)

Disciplinary History

TRN	None	119
F2M	Any 100 Level in Past 10 Yrs	31
	Two+ 200 Level Past 2 Years	41
	One 200 Level Past 2 Years	42
	Two+ 300 Level Past Year	17
	One 300 Level Past Year	26
	Two+ 400 Level Past Year	2
	One 400 Level Past Year	
TRN	None	
M2F	Any 100 Level in Past 10 Yrs	316
	Two+ 200 Level Past 2 Years	35
	One 200 Level Past 2 Years	76
	Two+ 300 Level Past Year	22
	One 300 Level Past Year	34
	Two+ 400 Level Past Year	2

Offenses

TRN F2M	No Information	3.57%
	01-DRUGS	48.21%
	02-WEAPONS/EXPLOSIVES	15.71%
	03-HOMICIDE/AGG ASSAULT	7.50%
	04-BURGLARY/LARCENY	4.64%
	05-COUNTERFEIT/EMBEZZLEMENT	0.36%
	07-IMMIGRATION	1.07%
	08-FRAUD/BRIBERY/EXTORTION	8.93%
	09-SEX OFFENSES	5.00%
	11-ROBBERY	4.29%
	13-MISCELLANEOUS	0.71%
TRN M2F	No Information	3.00%
	01-DRUGS	12.26%
	02-WEAPONS/EXPLOSIVES	11.44%
	03-HOMICIDE/AGG ASSAULT	7.63%
	04-BURGLARY/LARCENY	3.13%
	06-COURT/CORRECTIONS	0.54%
	07-IMMIGRATION	2.18%
	08-FRAUD/BRIBERY/EXTORTION	5.31%
	09-SEX OFFENSES	47.28%
	11-ROBBERY	6.54%
	13-MISCELLANEOUS	0.68%

Percent of A-DES TRANS & Non-TRANS in Restrictive Housing

TRANS Assignment (15.38%)
No TRANS Assignment (7.35%)

Transgender Inmate Report

Data current as of: August 7, 2020

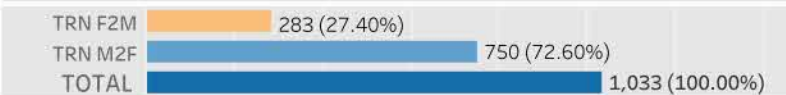
Location by Region Total Institutions with Transgender Inmates: 95

		TRN F2M	TRN M2F			TRN F2M	TRN M2F
MXR	ALDERSON FPC	2		SCR	BASTROP FCI		5
	BECKLEY FCI		4		BEAUMONT LOW FCI		7
	BIG SANDY USP		1		BEAUMONT MED FCI		1
	BUTNER LOW FCI		2		BEAUMONT USP		4
	BUTNER MED FCI		13		BIG SPRING FCI		4
	BUTNER MED II FCI		5		BRYAN FPC	4	
	CUMBERLAND FCI		4		CARSWELL FMC	49	1
	GILMER FCI		4		EL RENO FCI		1
	HAZELTON FCI	44	5		FORREST CITY FCI		5
	HAZELTON USP		4		FORT WORTH FMC		11
	LEE USP		2		LA TUNA FCI		7
	LEXINGTON FMC	1	6		OAKDALE FCI		3
	MANCHESTER FCI		1		OAKDALE FDC		1
	MCCREARY USP		7		POLLOCK MED FCI		1
	MEMPHIS FCI		3		POLLOCK USP		1
	PETERSBURG FCI		6		SEAGOVILLE FCI		25
	PETERSBURG MED FCI		31		TEXARKANA FCI		7
NCR	ENGLEWOOD FCI		5	SER	ALICEVILLE FCI	14	1
	FLORENCE ADMAX USP		1		ATLANTA USP		1
	FLORENCE FCI		2		BENNETTSVILLE FCI		4
	FLORENCE HIGH USP		4		COLEMAN I USP		3
	GREENVILLE FCI	2	6		COLEMAN II USP		44
	LEAVENWORTH USP		6		COLEMAN LOW FCI	4	2
	MARION USP		20		COLEMAN MED FCI		4
	MILAN FCI		3		EDGEFIELD FCI		8
	OXFORD FCI		1		JESUP FCI		8
	PEKIN FCI	4	7		MIAMI FCI		2
	SANDSTONE FCI		3		TALLADEGA FCI		1
	SPRINGFIELD USMCFP		1		TALLAHASSEE FCI	57	
	TERRE HAUTE USP		48		WILLIAMSBURG FCI		11
	THOMSON ADMIN USP		21		YAZOO CITY FCI		1
	WASECA FCI	21	1		YAZOO CITY USP		13
NER	ALLENWOOD LOW FCI		7	WXR	ATWATER USP		8
	ALLENWOOD MED FCI		3		DUBLIN FCI	25	1
	ALLENWOOD USP		4		HERLONG FCI		1
	BERLIN FCI		2		LOMPOC FCI		1
	DANBURY FCI	9	2		LOMPOC USP		2
	DEVENS FMC		5		LOS ANGELES MDC		1
	ELKTON FCI		19		MENDOTA MED FCI		2
	FAIRTON FCI		20		PHOENIX FCI	3	2
	FORT DIX FCI		12		SAFFORD FCI		1
	LEWISBURG USP		5		SEATAC FDC	1	
	LORETTO FCI		7		SHERIDAN FCI		2
	OTISVILLE FCI		7		TERMINAL ISL FCI		11
	PHILADELPHIA FDC	1			TUCSON FCI		2
	SCHUYLKILL FCI		4		TUCSON USP		109
					VICTORVILLE MED FCI		2
					VICTORVILLE MED II FCI		1
					VICTORVILLE USP		6

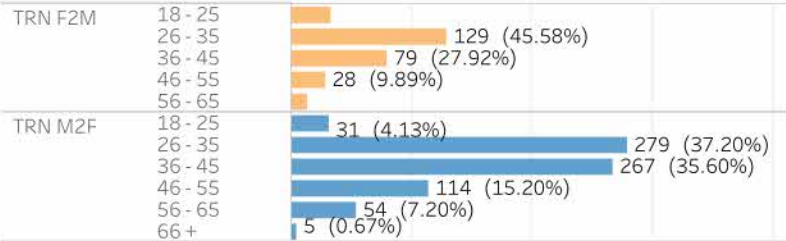
Transgender Inmate Report

Data current as of: September 12, 2020

OVERALL TRANS ASSIGNMENTS



Age Groups



Race / Ethnicity

	TRN F2M	TRN M2F
African American-Non Hispanic	123 (43.46%)	188 (25.07%)
Asian	5 (1.77%)	5 (0.67%)
Hispanic	72 (25.44%)	98 (13.07%)
Native American	9 (3.18%)	54 (7.20%)
White-Non Hispanic	74 (26.15%)	405 (54.00%)

(b)(7)(E); (b)(7)(F)

Medical Care Level

	TRN F2M	TRN M2F
SCRN1	2 (0.72%)	3 (0.40%)
CARE1	179 (64.16%)	354 (47.26%)
CARE2	77 (27.60%)	365 (48.73%)
CARE3	11 (3.94%)	17 (2.27%)
CARE4	3 (1.07%)	3 (0.40%)
SCRN2	10 (3.58%)	7 (0.93%)

Mental Health Care Level

	TRN F2M	TRN M2F
SCRN2-MH	2 (0.71%)	8 (1.07%)
STDY4-MH	254 (89.75%)	579 (77.30%)
CARE1-MH	24 (8.48%)	125 (16.69%)
CARE2-MH	2 (0.71%)	34 (4.54%)
CARE3-MH	1 (0.35%)	2 (0.27%)
CARE4-MH	1 (0.35%)	1 (0.13%)
SCRN3-MH	1 (0.35%)	1 (0.13%)
STDY3-MH	1 (0.35%)	1 (0.13%)

Inmate Security Level

	TRN F2M	TRN M2F
HIGH	3 (1.06%)	287 (38.27%)
MEDIUM	208 (73.50%)	243 (32.40%)
LOW	68 (24.03%)	14 (1.87%)
MINIMUM	4 (1.41%)	4 (0.53%)
UNASSG	4 (1.41%)	4 (0.53%)

Disciplinary History

TRN	None	117
F2M	Any 100 Level in Past 10 Yrs	31
	Two+ 200 Level Past 2 Years	45
	One 200 Level Past 2 Years	46
	Two+ 300 Level Past Year	17
	One 300 Level Past Year	24
	Two+ 400 Level Past Year	2
	One 400 Level Past Year	2
TRN	None	321
M2F	Any 100 Level in Past 10 Yrs	36
	Two+ 200 Level Past 2 Years	80
	One 200 Level Past 2 Years	22
	Two+ 300 Level Past Year	33
	One 300 Level Past Year	2
	Two+ 400 Level Past Year	2

Offenses

TRN F2M	No Information	4.24%
	01-DRUGS	47.35%
	02-WEAPONS/EXPLOSIVES	16.61%
	03-HOMICIDE/AGG ASSAULT	7.77%
	04-BURGLARY/LARCENY	5.30%
	05-COUNTERFEIT/EMBEZZLEMENT	0.35%
	07-IMMIGRATION	0.71%
	08-FRAUD/BRIBERY/EXTORTION	7.77%
	09-SEX OFFENSES	4.95%
	11-ROBBERY	4.24%
	13-MISCELLANEOUS	0.71%
TRN M2F	No Information	4.13%
	01-DRUGS	12.27%
	02-WEAPONS/EXPLOSIVES	11.33%
	03-HOMICIDE/AGG ASSAULT	7.33%
	04-BURGLARY/LARCENY	3.33%
	06-COURT/CORRECTIONS	0.40%
	07-IMMIGRATION	2.13%
	08-FRAUD/BRIBERY/EXTORTION	5.20%
	09-SEX OFFENSES	46.13%
	11-ROBBERY	6.67%
	13-MISCELLANEOUS	1.07%

Percent of A-DES TRANS & Non-TRANS in Restrictive Housing



Transgender Inmate Report

Data current as of: September 12, 2020

Location by Region Total Institutions with Transgender Inmates: 98

		TRN F2M	TRN M2F			TRN F2M	TRN M2F
MXR	ALDERSON FPC	1		SCR	BASTROP FCI		5
	ASHLAND FCI		1		BEAUMONT LOW FCI		7
	BECKLEY FCI		4		BEAUMONT MED FCI		2
	BIG SANDY USP		2		BEAUMONT USP		4
	BUTNER LOW FCI		1		BIG SPRING FCI		4
	BUTNER MED FCI		13		BRYAN FPC	4	
	BUTNER MED II FCI		5		CARSWELL FMC	48	1
	CUMBERLAND FCI		3		EL RENO FCI		1
	GILMER FCI		4		FORREST CITY FCI		5
	HAZELTON FCI	44	5		FORT WORTH FMC		11
	HAZELTON USP		4		LA TUNA FCI		3
	LEE USP		2		OAKDALE FCI		4
	LEXINGTON FMC	1	6		OAKDALE FDC		2
	MANCHESTER FCI		1		POLLOCK MED FCI		1
	MCCREARY USP		3		POLLOCK USP		1
	MEMPHIS FCI		3		SEAGOVILLE FCI		26
	PETERSBURG FCI		6		TEXARKANA FCI		7
	PETERSBURG MED FCI		30				
NCR	ENGLEWOOD FCI		4	SER	ALICEVILLE FCI	15	1
	FLORENCE ADMAX USP		1		ATLANTA USP		1
	FLORENCE FCI		2		BENNETTSVILLE FCI		5
	FLORENCE HIGH USP		3		COLEMAN I USP		3
	GREENVILLE FCI	2	6		COLEMAN II USP		45
	LEAVENWORTH USP		6		COLEMAN LOW FCI	3	2
	MARION USP		21		COLEMAN MED FCI		5
	MILAN FCI		3		EDGEFIELD FCI		8
	OXFORD FCI		1		JESUP FCI		9
	PEKIN FCI	4	9		MIAMI FCI		2
	SANDSTONE FCI		3		TALLADEGA FCI		2
	SPRINGFIELD USMCFP		1		TALLAHASSEE FCI	55	
	TERRE HAUTE USP		46		WILLIAMSBURG FCI		9
	THOMSON ADMIN USP		23		YAZOO CITY FCI		1
	WASECA FCI	21			YAZOO CITY USP		13
NER	ALLENWOOD LOW FCI		5	WXR	ATWATER USP		10
	ALLENWOOD MED FCI		3		DUBLIN FCI	25	1
	ALLENWOOD USP		4		HERLONG FCI		1
	BERLIN FCI		2		HONOLULU FDC		1
	DANBURY FCI	11	2		LOMPOC FCI		1
	DEVENS FMC		5		LOMPOC USP		2
	ELKTON FCI		20		LOS ANGELES MDC		1
	FAIRTON FCI		20		MENDOTA MED FCI		2
	FORT DIX FCI		13		PHOENIX FCI	2	1
	LEWISBURG USP		5		SAFFORD FCI		1
	LORETTO FCI		7		SEATAC FDC	1	
	MCKEAN FCI		1		SHERIDAN FCI		2
	OTISVILLE FCI		7		TERMINAL ISL FCI		11
	PHILADELPHIA FDC	1			TUCSON FCI		2
	SCHUYLKILL FCI		4		TUCSON USP		109
					VICTORVILLE MED FCI		2
					VICTORVILLE MED II FCI		1
					VICTORVILLE USP		6

Transgender Inmate Report

Data current as of: October 10, 2020

OVERALL TRANS ASSIGNMENTS

TRN F2M	292 (27.94%)
TRN M2F	753 (72.06%)
TOTAL	1,045 (100.00%)

Age Groups

TRN F2M	18 - 25	137 (46.92%)
	26 - 35	77 (26.37%)
	36 - 45	28 (9.59%)
	46 - 55	
	56 - 65	
TRN M2F	18 - 25	31 (4.12%)
	26 - 35	275 (36.52%)
	36 - 45	267 (35.46%)
	46 - 55	116 (15.41%)
	56 - 65	56 (7.44%)
	66 +	8 (1.06%)

Race / Ethnicity

	TRN F2M	TRN M2F
African American-Non Hispanic	127 (43.49%)	191 (25.37%)
Asian	5 (1.71%)	4 (0.53%)
Hispanic	76 (26.03%)	101 (13.41%)
Native American	9 (3.08%)	54 (7.17%)
White-Non Hispanic	75 (25.68%)	403 (53.52%)

(b)(7)(E); (b)(7)(F)

Medical Care Level

	TRN F2M	TRN M2F
SCRN1	1 (0.35%)	4 (0.53%)
CARE1	182 (62.98%)	350 (46.54%)
CARE2	83 (28.72%)	372 (49.47%)
CARE3	13 (4.50%)	15 (1.99%)
CARE4		3 (0.40%)
SCRN2	10 (3.46%)	7 (0.93%)
SCRN4		1 (0.13%)

Mental Health Care Level

	TRN F2M	TRN M2F
SCRN2-MH	1 (0.34%)	10 (1.33%)
STDY4-MH	1 (0.34%)	
CARE1-MH	263 (90.07%)	584 (77.66%)
CARE2-MH	24 (8.22%)	126 (16.76%)
CARE3-MH	2 (0.68%)	30 (3.99%)
CARE4-MH	1 (0.34%)	1 (0.13%)
SCRN3-MH		1 (0.13%)

Inmate Security Level

	TRN F2M	TRN M2F
HIGH	4 (1.37%)	292 (38.78%)
MEDIUM		246 (32.67%)
LOW	217 (74.32%)	196 (26.03%)
MINIMUM	68 (23.29%)	16 (2.12%)
UNASSG	3 (1.03%)	3 (0.40%)

Disciplinary History

TRN	None	120
F2M	Any 100 Level in Past 10 Yrs	33
	Two+ 200 Level Past 2 Years	46
	One 200 Level Past 2 Years	49
	Two+ 300 Level Past Year	17
	One 300 Level Past Year	25
	Two+ 400 Level Past Year	1
	One 400 Level Past Year	
TRN	None	
M2F	Any 100 Level in Past 10 Yrs	324
	Two+ 200 Level Past 2 Years	35
	One 200 Level Past 2 Years	76
	Two+ 300 Level Past Year	22
	One 300 Level Past Year	33
	Two+ 400 Level Past Year	1

Offenses

TRN F2M	No Information	4.11%
	01-DRUGS	46.58%
	02-WEAPONS/EXPLOSIVES	16.10%
	03-HOMICIDE/AGG ASSAULT	7.53%
	04-BURGLARY/LARCENY	5.14%
	05-COUNTERFEIT/EMBEZZLEMENT	0.68%
	06-COURT/CORRECTIONS	0.34%
	07-IMMIGRATION	1.37%
	08-FRAUD/BRIBERY/EXTORTION	8.56%
	09-SEX OFFENSES	4.45%
	11-ROBBERY	4.11%
	13-MISCELLANEOUS	1.03%
TRN M2F	No Information	3.32%
	01-DRUGS	12.35%
	02-WEAPONS/EXPLOSIVES	11.42%
	03-HOMICIDE/AGG ASSAULT	7.57%
	04-BURGLARY/LARCENY	3.32%
	06-COURT/CORRECTIONS	0.40%
	07-IMMIGRATION	2.12%
	08-FRAUD/BRIBERY/EXTORTION	5.31%
	09-SEX OFFENSES	46.48%
	11-ROBBERY	6.77%
	13-MISCELLANEOUS	0.93%

Percent of A-DES TRANS & Non-TRANS in Restrictive Housing

TRANS Assignment (12.86%)	
No TRANS Assignment (6.75%)	

Transgender Inmate Report

Data current as of: October 10, 2020

Location by Region Total Institutions with Transgender Inmates: 99

		TRN F2M	TRN M2F			TRN F2M	TRN M2F
MXR	ALDERSON FPC	1		SCR	BASTROP FCI		6
	ASHLAND FCI		1		BEAUMONT LOW FCI		4
	BECKLEY FCI		5		BEAUMONT MED FCI		1
	BIG SANDY USP		2		BEAUMONT USP		4
	BUTNER LOW FCI		1		BIG SPRING FCI		4
	BUTNER MED FCI		14		BRYAN FPC	4	
	BUTNER MED II FCI		4		CARSWELL FMC	55	1
	CUMBERLAND FCI		3		EL RENO FCI		1
	GILMER FCI		4		FORREST CITY FCI		5
	HAZELTON FCI	44	5		FORT WORTH FMC		10
	HAZELTON USP		4		LA TUNA FCI		3
	LEE USP		2		OAKDALE FCI		5
	LEXINGTON FMC	1	6		OAKDALE FDC		6
	MANCHESTER FCI		1		POLLOCK MED FCI		1
	MCCREARY USP		3		POLLOCK USP		1
	MCDOWELL FCI		1		SEAGOVILLE FCI		27
	MEMPHIS FCI		3		TEXARKANA FCI		5
	PETERSBURG FCI		5				
	PETERSBURG MED FCI		31				

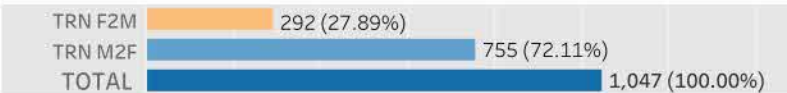
NCR	ENGLEWOOD FCI		4	SER	ALICEVILLE FCI	17	1
	FLORENCE ADMAX USP		1		ATLANTA USP		1
	FLORENCE FCI		2		BENNETTSVILLE FCI		4
	FLORENCE HIGH USP		4		COLEMAN I USP		5
	GREENVILLE FCI	2	5		COLEMAN II USP		46
	LEAVENWORTH USP		4		COLEMAN LOW FCI	3	2
	MARION USP		21		COLEMAN MED FCI		5
	MILAN FCI		2		EDGEFIELD FCI		8
	OXFORD FCI		1		JESUP FCI		11
	PEKIN FCI	4	9		MARIANNA FCI		1
	SANDSTONE FCI		3		MIAMI FCI		1
	SPRINGFIELD USMCFP		1		TALLADEGA FCI		1
	TERRE HAUTE USP		51		TALLAHASSEE FCI	55	
	THOMSON ADMIN USP		28		WILLIAMSBURG FCI		9
	WASECA FCI	22			YAZOO CITY FCI		1
					YAZOO CITY USP		12

NER	ALLENWOOD LOW FCI		5	WXR	ATWATER USP		11
	ALLENWOOD MED FCI		3		DUBLIN FCI	24	
	ALLENWOOD USP		4		HERLONG FCI		1
	BERLIN FCI		2		HONOLULU FDC		1
	DANBURY FCI	12	2		LOMPOC FCI		1
	DEVENS FMC		4		LOMPOC USP		2
	ELKTON FCI		16		MENDOTA MED FCI		2
	FAIRTON FCI		19		PHOENIX FCI	1	1
	FORT DIX FCI		16		SAFFORD FCI		1
	LEWISBURG USP		4		SEATAC FDC	1	
	LORETTO FCI		6		SHERIDAN FCI		1
	MCKEAN FCI		2		TERMINAL ISL FCI		10
	OTISVILLE FCI		7		TUCSON FCI		1
	PHILADELPHIA FDC	1			TUCSON USP		104
	SCHUYLKILL FCI		4		VICTORVILLE MED FCI		2
					VICTORVILLE MED II FCI		1
					VICTORVILLE USP		6

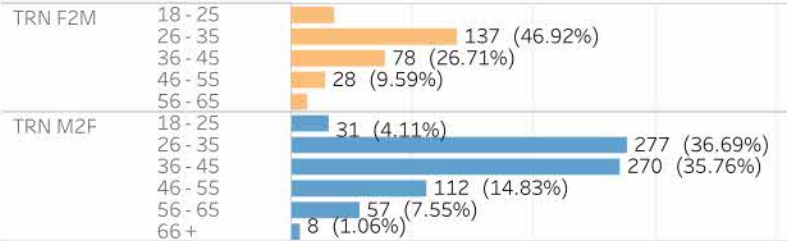
Transgender Inmate Report

Data current as of: November 13, 2020

OVERALL TRANS ASSIGNMENTS



Age Groups



Race / Ethnicity

	TRN F2M	TRN M2F
African American-Non Hispanic	127 (43.49%)	190 (25.17%)
Asian	5 (1.71%)	4 (0.53%)
Hispanic	77 (26.37%)	103 (13.64%)
Native American	9 (3.08%)	54 (7.15%)
White-Non Hispanic	74 (25.34%)	404 (53.51%)

(b)(7)(E), (b)(7)(F)

Medical Care Level

	TRN F2M	TRN M2F
SCRN1	3 (1.04%)	3 (0.40%)
CARE1	178 (61.59%)	355 (47.08%)
CARE2	85 (29.41%)	369 (48.94%)
CARE3	12 (4.15%)	15 (1.99%)
CARE4	0	3 (0.40%)
SCRN2	11 (3.81%)	8 (1.06%)
SCRN4	0	1 (0.13%)

Mental Health Care Level

	TRN F2M	TRN M2F
SCRN4-MH	1 (0.34%)	1 (0.13%)
SCRN2-MH	1 (0.34%)	9 (1.19%)
STDY4-MH	1 (0.34%)	0
CARE1-MH	262 (89.73%)	579 (76.79%)
CARE2-MH	24 (8.22%)	128 (16.98%)
CARE3-MH	2 (0.68%)	35 (4.64%)
CARE4-MH	1 (0.34%)	0
SCRN3-MH	0	1 (0.13%)
STDY3-MH	1 (0.34%)	1 (0.13%)

Inmate Security Level

	TRN F2M	TRN M2F
HIGH	4 (1.37%)	295 (39.07%)
MEDIUM	0	249 (32.98%)
LOW	217 (74.32%)	193 (25.56%)
MINIMUM	68 (23.29%)	15 (1.99%)
UNASSG	3 (1.03%)	3 (0.40%)

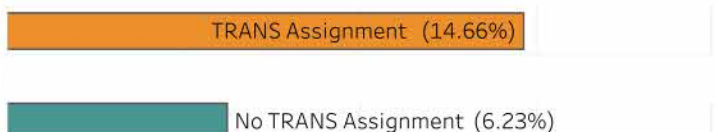
Disciplinary History

Category	Count
TRN None	119
F2M Any 100 Level in Past 10 Yrs	36
Two+ 200 Level Past 2 Years	44
One 200 Level Past 2 Years	51
Two+ 300 Level Past Year	16
One 300 Level Past Year	24
Two+ 400 Level Past Year	1
One 400 Level Past Year	0
TRN None	324
M2F Any 100 Level in Past 10 Yrs	37
Two+ 200 Level Past 2 Years	72
One 200 Level Past 2 Years	27
Two+ 300 Level Past Year	31
One 300 Level Past Year	3
Two+ 400 Level Past Year	0

Offenses

Category	Count	Percentage
TRN F2M No Information	0	3.77%
01-DRUGS	0	45.55%
02-WEAPONS/EXPLOSIVES	0	16.44%
03-HOMICIDE/AGG ASSAULT	0	7.53%
04-BURGLARY/LARCENY	0	5.14%
05-COUNTERFEIT/EMBEZZLEMENT	0	0.68%
06-COURT/CORRECTIONS	0	0.34%
07-IMMIGRATION	0	1.71%
08-FRAUD/BRIBERY/EXTORTION	0	8.56%
09-SEX OFFENSES	0	4.79%
11-ROBBERY	0	4.45%
13-MISCELLANEOUS	0	1.03%
TRN M2F No Information	0	3.58%
01-DRUGS	0	12.19%
02-WEAPONS/EXPLOSIVES	0	10.86%
03-HOMICIDE/AGG ASSAULT	0	7.68%
04-BURGLARY/LARCENY	0	3.31%
06-COURT/CORRECTIONS	0	0.40%
07-IMMIGRATION	0	2.12%
08-FRAUD/BRIBERY/EXTORTION	0	5.17%
09-SEX OFFENSES	0	46.49%
11-ROBBERY	0	7.15%
13-MISCELLANEOUS	0	1.06%

Percent of A-DES TRANS & Non-TRANS in Restrictive Housing



Transgender Inmate Report

Data current as of: November 13, 2020

Location by Region Total Institutions with Transgender Inmates: 97

		TRN F2M	TRN M2F			TRN F2M	TRN M2F
MXR	ALDERSON FPC	1		SCR	BASTROP FCI		7
	BECKLEY FCI		5		BEAUMONT LOW FCI		4
	BIG SANDY USP		1		BEAUMONT MED FCI		1
	BUTNER LOW FCI		1		BEAUMONT USP		4
	BUTNER MED FCI		13		BIG SPRING FCI		5
	BUTNER MED II FCI		5		BRYAN FPC	4	
	CUMBERLAND FCI		4		CARSWELL FMC	54	1
	GILMER FCI		5		EL RENO FCI		1
	HAZELTON FCI	43	7		FORREST CITY FCI		5
	HAZELTON USP		4		FORT WORTH FMC		9
	LEE USP		2		LA TUNA FCI		2
	LEXINGTON FMC		7		OAKDALE FCI		5
	MANCHESTER FCI		1		OAKDALE FDC		6
	MCCREARY USP		4		POLLOCK MED FCI		1
	MCDOWELL FCI		1		POLLOCK USP		1
	MEMPHIS FCI		3		SEAGOVILLE FCI		25
	PETERSBURG FCI		5		TEXARKANA FCI		5
	PETERSBURG MED FCI		29				
NCR	ENGLEWOOD FCI		4	SER	ALICEVILLE FCI	16	1
	FLORENCE ADMAX USP		1		ATLANTA USP		2
	FLORENCE FCI		1		BENNETTSVILLE FCI		2
	FLORENCE HIGH USP		5		COLEMAN I USP		6
	GREENVILLE FCI	2	4		COLEMAN II USP		39
	LEAVENWORTH USP		5		COLEMAN LOW FCI	3	3
	MARION USP		22		COLEMAN MED FCI		5
	MILAN FCI		2		EDGEFIELD FCI		7
	OXFORD FCI		1		JESUP FCI		11
	PEKIN FCI	6	11		MARIANNA FCI		9
	SANDSTONE FCI		3		MIAMI FCI		1
	TERRE HAUTE USP		54		TALLADEGA FCI		1
	THOMSON ADMIN USP		35		TALLAHASSEE FCI	56	
	WASECA FCI	24			WILLIAMSBURG FCI		9
NER	ALLENWOOD LOW FCI		5	WXR	YAZOO CITY FCI		1
	ALLENWOOD MED FCI		4		YAZOO CITY USP		3
	ALLENWOOD USP		5		ATWATER USP		12
	BERLIN FCI		2		DUBLIN FCI	23	
	DANBURY FCI	13	1		HERLONG FCI		1
	DEVENS FMC		5		HONOLULU FDC		1
	ELKTON FCI		11		LOMPOC FCI		1
	FAIRTON FCI		19		LOMPOC USP		3
	FORT DIX FCI		20		MENDOTA MED FCI		2
	LEWISBURG USP		3		PHOENIX FCI		1
	LORETTO FCI		6		SAFFORD FCI		1
	MCKEAN FCI		2		SEATAC FDC	1	
	OTISVILLE FCI		7		SHERIDAN FCI		1
	PHILADELPHIA FDC	3			TERMINAL ISL FCI		11
	SCHUYLKILL FCI		4		TUCSON FCI		1
					TUCSON USP		105
					VICTORVILLE MED FCI		2
					VICTORVILLE MED II FCI		1
					VICTORVILLE USP		5

Transgender Inmate Report

Data current as of: November 28, 2020

OVERALL TRANS ASSIGNMENTS

TRN F2M	302 (28.44%)
TRN M2F	760 (71.56%)
TOTAL	1,062 (100.00%)

Age Groups

TRN F2M	18 - 25	144 (47.68%)
	26 - 35	79 (26.16%)
	36 - 45	30 (9.93%)
	46 - 55	
	56 - 65	
	66 +	
TRN M2F	18 - 25	30 (3.95%)
	26 - 35	279 (36.71%)
	36 - 45	271 (35.66%)
	46 - 55	115 (15.13%)
	56 - 65	58 (7.63%)
	66 +	7 (0.92%)

Race / Ethnicity

	TRN F2M	TRN M2F
African American-Non Hispanic	133 (44.04%)	190 (25.00%)
Asian	5 (1.66%)	4 (0.53%)
Hispanic	77 (25.50%)	103 (13.55%)
Native American	10 (3.31%)	55 (7.24%)
White-Non Hispanic	77 (25.50%)	408 (53.68%)

(b)(7)(E); (b)(7)(F)

Medical Care Level

	TRN F2M	TRN M2F
SCRN1	3 (1.00%)	4 (0.53%)
CARE1	183 (61.20%)	356 (46.97%)
CARE2	90 (30.10%)	373 (49.21%)
CARE3	12 (4.01%)	14 (1.85%)
CARE4		2 (0.26%)
SCRN2	11 (3.68%)	8 (1.06%)
SCRN4		1 (0.13%)

Mental Health Care Level

	TRN F2M	TRN M2F
SCRN2-MH		8 (1.05%)
STDY4-MH	1 (0.33%)	
CARE1-MH	273 (90.40%)	583 (76.81%)
CARE2-MH	24 (7.95%)	128 (16.86%)
CARE3-MH	2 (0.66%)	37 (4.87%)
CARE4-MH	1 (0.33%)	
SCRN1-MH		1 (0.13%)
SCRN3-MH		2 (0.26%)
STDY3-MH	1 (0.33%)	

Inmate Security Level

	TRN F2M	TRN M2F
HIGH	3 (0.99%)	291 (38.29%)
MEDIUM		251 (33.03%)
LOW	226 (74.83%)	198 (26.05%)
MINIMUM	70 (23.18%)	16 (2.11%)
UNASSG	3 (0.99%)	4 (0.53%)

Disciplinary History

TRN	None	126
F2M	Any 100 Level in Past 10 Yrs	36
	Two+ 200 Level Past 2 Years	44
	One 200 Level Past 2 Years	52
	Two+ 300 Level Past Year	16
	One 300 Level Past Year	26
	Two+ 400 Level Past Year	1
	One 400 Level Past Year	
TRN	None	
M2F	Any 100 Level in Past 10 Yrs	324
	Two+ 200 Level Past 2 Years	36
	One 200 Level Past 2 Years	73
	Two+ 300 Level Past Year	29
	One 300 Level Past Year	32
	Two+ 400 Level Past Year	3

Offenses

TRN F2M	No Information	3.64%
	01-DRUGS	44.70%
	02-WEAPONS/EXPLOSIVES	17.88%
	03-HOMICIDE/AGG ASSAULT	7.28%
	04-BURGLARY/LARCENY	5.63%
	05-COUNTERFEIT/EMBEZZLEMENT	0.33%
	06-COURT/CORRECTIONS	0.33%
	07-IMMIGRATION	1.66%
	08-FRAUD/BRIBERY/EXTORTION	8.28%
	09-SEX OFFENSES	4.64%
	11-ROBBERY	4.30%
	13-MISCELLANEOUS	1.32%
TRN M2F	No Information	3.95%
	01-DRUGS	12.11%
	02-WEAPONS/EXPLOSIVES	10.92%
	03-HOMICIDE/AGG ASSAULT	7.63%
	04-BURGLARY/LARCENY	3.29%
	06-COURT/CORRECTIONS	0.39%
	07-IMMIGRATION	2.11%
	08-FRAUD/BRIBERY/EXTORTION	5.13%
	09-SEX OFFENSES	46.18%
	11-ROBBERY	7.24%
	13-MISCELLANEOUS	1.05%

Percent of A-DES TRANS & Non-TRANS in Restrictive Housing

TRANS Assignment	(13.74%)
No TRANS Assignment	(6.28%)

Transgender Inmate Report

Data current as of: November 28, 2020

Location by Region Total Institutions with Transgender Inmates: 95

		TRN F2M	TRN M2F			TRN F2M	TRN M2F
MXR	ALDERSON FPC	1		SCR	BASTROP FCI		7
	BECKLEY FCI		6		BEAUMONT LOW FCI		4
	BIG SANDY USP		1		BEAUMONT MED FCI		1
	BUTNER LOW FCI		1		BEAUMONT USP		5
	BUTNER MED FCI		14		BIG SPRING FCI		5
	BUTNER MED II FCI		4		BRYAN FPC	4	
	CUMBERLAND FCI		4		CARSWELL FMC	60	1
	GILMER FCI		5		EL RENO FCI		1
	HAZELTON FCI	43	8		FORREST CITY FCI		5
	HAZELTON USP		4		FORT WORTH FMC		10
	LEE USP		1		LA TUNA FCI		2
	LEXINGTON FMC		6		OAKDALE FCI		5
	MCCREARY USP		3		OAKDALE FDC		6
	MCDOWELL FCI		2		POLLOCK MED FCI		1
	MEMPHIS FCI		3		POLLOCK USP		1
	PETERSBURG FCI		5		SEAGOVILLE FCI		25
	PETERSBURG MED FCI		29		TEXARKANA FCI		5
NCR	ENGLEWOOD FCI		4	SER	ALICEVILLE FCL	15	1
	FLORENCE ADMAX USP		1		ATLANTA USP		2
	FLORENCE FCI		1		BENNETTSVILLE FCI		2
	FLORENCE HIGH USP		6		COLEMAN I USP		5
	GREENVILLE FCI	2	4		COLEMAN II USP		39
	LEAVENWORTH USP		5		COLEMAN LOW FCI	3	3
	MARION USP		22		COLEMAN MED FCI		5
	MILAN FCI		2		EDGEFIELD FCI		7
	OXFORD FCI		1		JESUP FCI		10
	PEKIN FCI	6	11		MARIANNA FCI		12
	SANDSTONE FCI		3		MIAMI FCI		1
	TERRE HAUTE USP		54		TALLADEGA FCI		2
	THOMSON ADMIN USP		35		TALLAHASSEE FCI	61	
	WASECA FCI	24			WILLIAMSBURG FCI		11
NER	ALLENWOOD LOW FCI		5	WXR	YAZOO CITY USP		3
	ALLENWOOD MED FCI		4		ATWATER USP		10
	ALLENWOOD USP		5		DUBLIN FCI	24	
	BERLIN FCI		2		HERLONG FCI		1
	DANBURY FCI	14	1		HONOLULU FDC		1
	DEVENS FMC		5		LOMPOC FCI		1
	ELKTON FCI		11		LOMPOC USP		2
	FAIRTON FCI		20		MENDOTA MED FCI		2
	FORT DIX FCI		20		PHOENIX FCI		1
	LEWISBURG USP		3		SAFFORD FCI		1
	LORETTO FCI		6		SEATAC FDC	1	
	MCKEAN FCI		2		SHERIDAN FCI		2
	OTISVILLE FCI		7		TERMINAL ISL FCI		11
	PHILADELPHIA FDC	3			TUCSON FCI		1
	SCHUYLKILL FCI		4		TUCSON USP		103
					VICTORVILLE MED FCI		2
					VICTORVILLE MED II FCI		1
					VICTORVILLE USP		8

Transgender Inmate Report

Data current as of: January 2, 2021

OVERALL TRANS ASSIGNMENTS

TRN F2M	298 (28.17%)
TRN M2F	760 (71.83%)
TOTAL	1,058 (100.00%)

Age Groups

TRN F2M	18 - 25	137 (45.97%)
	26 - 35	84 (28.19%)
	36 - 45	29 (9.73%)
	46 - 55	
	56 - 65	
	66 +	
TRN M2F	18 - 25	29 (3.82%)
	26 - 35	278 (36.58%)
	36 - 45	274 (36.05%)
	46 - 55	115 (15.13%)
	56 - 65	57 (7.50%)
	66 +	7 (0.92%)

Race / Ethnicity

	TRN F2M	TRN M2F
African American-Non Hispanic	129 (43.29%)	195 (25.66%)
Asian	4 (1.34%)	3 (0.39%)
Hispanic	75 (25.17%)	100 (13.16%)
Native American	11 (3.69%)	54 (7.11%)
White-Non Hispanic	79 (26.51%)	408 (53.68%)

(b)(7)(E); (b)(7)(F)

Medical Care Level

	TRN F2M	TRN M2F
SCRN1	2 (0.68%)	3 (0.40%)
CARE1	181 (61.15%)	359 (47.42%)
CARE2	98 (33.11%)	371 (49.01%)
CARE3	11 (3.72%)	14 (1.85%)
CARE4		2 (0.26%)
SCRN2	4 (1.35%)	8 (1.06%)

Mental Health Care Level

	TRN F2M	TRN M2F
SCRN2-MH		7 (0.92%)
STDY4-MH	1 (0.34%)	
CARE1-MH	268 (89.93%)	579 (76.28%)
CARE2-MH	24 (8.05%)	131 (17.26%)
CARE3-MH	3 (1.01%)	39 (5.14%)
CARE4-MH	1 (0.34%)	
SCRN1-MH	1 (0.34%)	1 (0.13%)
SCRN3-MH		1 (0.13%)
STDY3-MH		1 (0.13%)

Inmate Security Level

	TRN F2M	TRN M2F
HIGH	4 (1.34%)	292 (38.42%)
MEDIUM		251 (33.03%)
LOW	223 (74.83%)	199 (26.18%)
MINIMUM	69 (23.15%)	13 (1.71%)
UNASSG	2 (0.67%)	5 (0.66%)

Disciplinary History

TRN	None	121
F2M	Any 100 Level in Past 10 Yrs	38
	Two+ 200 Level Past 2 Years	40
	One 200 Level Past 2 Years	51
	Two+ 300 Level Past Year	15
	One 300 Level Past Year	31
	Two+ 400 Level Past Year	1
	One 400 Level Past Year	
TRN	None	
M2F	Any 100 Level in Past 10 Yrs	323
	Two+ 200 Level Past 2 Years	36
	One 200 Level Past 2 Years	73
	Two+ 300 Level Past Year	29
	One 300 Level Past Year	34
	Two+ 400 Level Past Year	3

Offenses

TRN F2M	No Information	3.02%
	01-DRUGS	44.97%
	02-WEAPONS/EXPLOSIVES	18.12%
	03-HOMICIDE/AGG ASSAULT	7.72%
	04-BURGLARY/LARCENY	5.03%
	05-COUNTERFEIT/EMBEZZLEMENT	0.34%
	07-IMMIGRATION	1.68%
	08-FRAUD/BRIBERY/EXTORTION	8.39%
	09-SEX OFFENSES	4.70%
	11-ROBBERY	4.70%
	13-MISCELLANEOUS	1.34%
TRN M2F	No Information	4.21%
	01-DRUGS	12.11%
	02-WEAPONS/EXPLOSIVES	11.05%
	03-HOMICIDE/AGG ASSAULT	7.50%
	04-BURGLARY/LARCENY	3.29%
	06-COURT/CORRECTIONS	0.39%
	07-IMMIGRATION	1.58%
	08-FRAUD/BRIBERY/EXTORTION	5.26%
	09-SEX OFFENSES	46.32%
	11-ROBBERY	7.37%
	13-MISCELLANEOUS	0.92%

Percent of A-DES TRANS & Non-TRANS in Restrictive Housing

TRANS Assignment (12.51%)	
No TRANS Assignment (5.83%)	

Transgender Inmate Report

Data current as of: January 2, 2021

Location by Region Total Institutions with Transgender Inmates: 94

		TRN F2M	TRN M2F			TRN F2M	TRN M2F
MXR	ALDERSON FPC	1		SCR	BASTROP FCI		6
	BECKLEY FCI		6		BEAUMONT LOW FCI		4
	BIG SANDY USP		1		BEAUMONT MED FCI		1
	BUTNER LOW FCI		1		BEAUMONT USP		5
	BUTNER MED FCI		14		BIG SPRING FCI		5
	BUTNER MED II FCI		5		BRYAN FPC	4	
	CUMBERLAND FCI		5		CARSWELL FMC	57	1
	GILMER FCI		6		EL RENO FCI		1
	HAZELTON FCI	41	9		FORREST CITY FCI		5
	HAZELTON USP		4		FORT WORTH FMC		9
	LEE USP		1		LA TUNA FCI		3
	LEXINGTON FMC	1	6		OAKDALE FCI		5
	MCCREARY USP		3		OAKDALE FDC		6
	MCDOWELL FCI		2		POLLOCK MED FCI		1
	MEMPHIS FCI		3		POLLOCK USP		1
	PETERSBURG FCI		5		SEAGOVILLE FCI		23
	PETERSBURG MED FCI		31		TEXARKANA FCI		5
NCR	ENGLEWOOD FCI		4	SER	ALICEVILLE FCL	15	1
	FLORENCE ADMAX USP		1		ATLANTA USP		3
	FLORENCE FCI		1		BENNETTSVILLE FCI		1
	FLORENCE HIGH USP		8		COLEMAN I USP		6
	GREENVILLE FCI	3	5		COLEMAN II USP		38
	LEAVENWORTH USP		5		COLEMAN LOW FCI	4	2
	MARION USP		20		COLEMAN MED FCI		3
	MILAN FCI		2		EDGEFIELD FCI		7
	OXFORD FCI		1		JESUP FCI		10
	PEKIN FCI	4	12		MARIANNA FCI		11
	SANDSTONE FCI		3		MIAMI FCI		1
	TERRE HAUTE USP		52		TALLADEGA FCI		2
	THOMSON ADMIN USP		34		TALLAHASSEE FCI	59	
	WASECA FCI	23			WILLIAMSBURG FCI		11
NER	ALLENWOOD LOW FCI		5	WXR	ATWATER USP		10
	ALLENWOOD MED FCI		3		DUBLIN FCI	24	
	ALLENWOOD USP		6		HERLONG FCI		1
	BERLIN FCI		1		LOMPOC FCI		1
	DANBURY FCI	12	1		LOMPOC USP		2
	DEVENS FMC		5		MENDOTA MED FCI		2
	ELKTON FCI		10		PHOENIX FCI		1
	FAIRTON FCI		21		SAFFORD FCI		1
	FORT DIX FCI		21		SEATAC FDC	1	
	LEWISBURG USP		1		SHERIDAN FCI		2
	LORETTO FCI		6		TERMINAL ISL FCI		9
	MCKEAN FCI		2		TUCSON FCI		1
	OTISVILLE FCI		7		TUCSON USP		101
	PHILADELPHIA FDC	2			VICTORVILLE MED FCI		1
	SCHUYLKILL FCI		4		VICTORVILLE MED II FCI		1
					VICTORVILLE USP		8

Transgender Inmate Report

Data current as of: February 4, 2021

OVERALL TRANS ASSIGNMENTS

TRN F2M	301 (28.00%)
TRN M2F	774 (72.00%)
TOTAL	1,075 (100.00%)

Age Groups

TRN F2M	18 - 25	141 (46.84%)
	26 - 35	85 (28.24%)
	36 - 45	27 (8.97%)
	46 - 55	
	56 - 65	
	66 +	
TRN M2F	18 - 25	31 (4.01%)
	26 - 35	288 (37.21%)
	36 - 45	272 (35.14%)
	46 - 55	118 (15.25%)
	56 - 65	59 (7.62%)
	66 +	6 (0.78%)

Race / Ethnicity

	TRN F2M	TRN M2F
African American-Non Hispanic	130 (43.19%)	194 (25.06%)
Asian	4 (1.33%)	4 (0.52%)
Hispanic	73 (24.25%)	108 (13.95%)
Native American	10 (3.32%)	53 (6.85%)
White-Non Hispanic	84 (27.91%)	415 (53.62%)

(b)(7)(E); (b)(7)(F)

Medical Care Level

	TRN F2M	TRN M2F
SCRN1	1 (0.34%)	5 (0.65%)
CARE1	185 (62.08%)	363 (47.14%)
CARE2	97 (32.55%)	371 (48.18%)
CARE3	12 (4.03%)	16 (2.08%)
CARE4		2 (0.26%)
SCRN2	3 (1.01%)	11 (1.43%)
SCRN4		2 (0.26%)

Mental Health Care Level

	TRN F2M	TRN M2F
SCRN4-MH		3 (0.39%)
SCRN2-MH		8 (1.04%)
CARE1-MH	270 (89.70%)	581 (75.26%)
CARE2-MH	26 (8.64%)	134 (17.36%)
CARE3-MH	3 (1.00%)	43 (5.57%)
CARE4-MH	1 (0.33%)	
SCRN1-MH		1 (0.13%)
SCRN3-MH		1 (0.13%)
STDY3-MH	1 (0.33%)	1 (0.13%)

Inmate Security Level

	TRN F2M	TRN M2F
HIGH	3 (1.00%)	301 (38.89%)
MEDIUM		248 (32.04%)
LOW	229 (76.08%)	205 (26.49%)
MINIMUM	66 (21.93%)	13 (1.68%)
UNASSG	3 (1.00%)	7 (0.90%)

Disciplinary History

TRN	None	122
F2M	Any 100 Level in Past 10 Yrs	40
	Two+ 200 Level Past 2 Years	42
	One 200 Level Past 2 Years	46
	Two+ 300 Level Past Year	17
	One 300 Level Past Year	33
	One 400 Level Past Year	1
TRN	None	283
M2F	Any 100 Level in Past 10 Yrs	321
	Two+ 200 Level Past 2 Years	37
	One 200 Level Past 2 Years	74
	Two+ 300 Level Past Year	26
	One 300 Level Past Year	31
	Two+ 400 Level Past Year	2

Offenses

TRN F2M	No Information	2.66%
	01-DRUGS	45.51%
	02-WEAPONS/EXPLOSIVES	18.27%
	03-HOMICIDE/AGG ASSAULT	7.64%
	04-BURGLARY/LARCENY	4.98%
	05-COUNTERFEIT/EMBEZZLEMENT	0.33%
	07-IMMIGRATION	1.99%
	08-FRAUD/BRIBERY/EXTORTION	8.31%
	09-SEX OFFENSES	4.65%
	11-ROBBERY	4.32%
	13-MISCELLANEOUS	1.33%
TRN M2F	No Information	4.52%
	01-DRUGS	12.40%
	02-WEAPONS/EXPLOSIVES	10.59%
	03-HOMICIDE/AGG ASSAULT	7.24%
	04-BURGLARY/LARCENY	3.23%
	06-COURT/CORRECTIONS	0.52%
	07-IMMIGRATION	1.68%
	08-FRAUD/BRIBERY/EXTORTION	5.17%
	09-SEX OFFENSES	46.38%
	11-ROBBERY	7.49%
	13-MISCELLANEOUS	0.78%

Percent of A-DES TRANS & Non-TRANS in Restrictive Housing

TRANS Assignment	10.49%
No TRANS Assignment	5.77%

Transgender Inmate Report

Data current as of: February 4, 2021

Location by Region Total Institutions with Transgender Inmates: 94

		TRN F2M	TRN M2F			TRN F2M	TRN M2F
MXR	ALDERSON FPC	1		SCR	BASTROP FCI		9
	BECKLEY FCI		6		BEAUMONT LOW FCI		4
	BIG SANDY USP		1		BEAUMONT MED FCI		1
	BUTNER LOW FCI		1		BEAUMONT USP		5
	BUTNER MED FCI		14		BIG SPRING FCI		5
	BUTNER MED II FCI		5		BRYAN FPC	4	
	CUMBERLAND FCI		5		CARSWELL FMC	58	1
	GILMER FCI		4		EL RENO FCI		1
	HAZELTON FCI	40	8		FORREST CITY FCI		3
	HAZELTON USP		5		FORT WORTH FMC		9
	LEE USP		2		HOUSTON FDC	1	
	LEXINGTON FMC	1	8		LA TUNA FCI		3
	MCCREARY USP		4		OAKDALE FCI		5
	MCDOWELL FCI		2		OAKDALE FDC		6
	MEMPHIS FCI		3		POLLOCK MED FCI		1
	PETERSBURG FCI		5		POLLOCK USP		1
	PETERSBURG MED FCI		31		SEAGOVILLE FCI		25
					TEXARKANA FCI		5

NCR	ENGLEWOOD FCI		4	SER	ALICEVILLE FCL	16	1
	FLORENCE ADMAX USP		1		ATLANTA USP		4
	FLORENCE FCI		1		BENNETTSVILLE FCI		2
	FLORENCE HIGH USP		7		COLEMAN I USP		5
	GREENVILLE FCI	4	7		COLEMAN II USP		38
	LEAVENWORTH USP		6		COLEMAN LOW FCI	3	2
	MARION USP		20		COLEMAN MED FCI		3
	MILAN FCI		3		EDGEFIELD FCI		6
	OXFORD FCI		1		JESUP FCI		10
	PEKIN FCI	3	11		MARIANNA FCI		11
	SANDSTONE FCI		3		MIAMI FCI		1
	TERRE HAUTE USP		54		TALLADEGA FCI		3
	THOMSON ADMIN USP		41		TALLAHASSEE FCI	61	
	WASECA FCI	23			WILLIAMSBURG FCI		12
					YAZOO CITY USP		3

NER	ALLENWOOD LOW FCI		5	WXR	ATWATER USP		10
	ALLENWOOD MED FCI		5		DUBLIN FCI	28	
	ALLENWOOD USP		7		HERLONG FCI		1
	BERLIN FCI		1		LOMPOC FCI		1
	DANBURY FCI	11	1		LOMPOC USP		2
	DEVENS FMC		6		MENDOTA MED FCI		2
	ELKTON FCI		9		PHOENIX FCI		1
	FAIRTON FCI		20		SAFFORD FCI		1
	FORT DIX FCI		21		SEATAC FDC	1	
	LORETTO FCI		7		SHERIDAN FCI		2
	MCKEAN FCI		2		TERMINAL ISL FCI		10
	OTISVILLE FCI		7		TUCSON FCI		2
	PHILADELPHIA FDC	2			TUCSON USP		102
	SCHUYLKILL FCI		3		VICTORVILLE MED FCI		2
					VICTORVILLE MED II FCI		1
					VICTORVILLE USP		8

Transgender Inmate Report

Data current as of: March 13, 2021

OVERALL TRANS ASSIGNMENTS

TRN F2M	305 (27.38%)
TRN M2F	809 (72.62%)
TOTAL	1,114 (100.00%)

Age Groups

TRN F2M	18 - 25	146 (47.87%)
	26 - 35	87 (28.52%)
	36 - 45	27 (8.85%)
	46 - 55	
	56 - 65	
	66 +	
TRN M2F	18 - 25	32 (3.96%)
	26 - 35	299 (36.96%)
	36 - 45	285 (35.23%)
	46 - 55	126 (15.57%)
	56 - 65	59 (7.29%)
	66 +	8 (0.99%)

Race / Ethnicity

	TRN F2M	TRN M2F
African American-Non Hispanic	132 (43.28%)	204 (25.22%)
Asian	4 (1.31%)	4 (0.49%)
Hispanic	74 (24.26%)	112 (13.84%)
Native American	10 (3.28%)	55 (6.80%)
White-Non Hispanic	85 (27.87%)	434 (53.65%)

(b)(7)(E); (b)(7)(F)

Medical Care Level

	TRN F2M	TRN M2F
SCRN1	1 (0.33%)	6 (0.75%)
CARE1	193 (63.70%)	376 (46.71%)
CARE2	94 (31.02%)	395 (49.07%)
CARE3	12 (3.96%)	16 (1.99%)
CARE4		3 (0.37%)
SCRN2	3 (0.99%)	8 (0.99%)
SCRN4		1 (0.12%)

Mental Health Care Level

	TRN F2M	TRN M2F
SCRN2-MH		10 (1.24%)
CARE1-MH	273 (89.80%)	614 (76.08%)
CARE2-MH	26 (8.55%)	132 (16.36%)
CARE3-MH	4 (1.32%)	46 (5.70%)
CARE4-MH	1 (0.33%)	
STDY3-MH		5 (0.62%)

Inmate Security Level

	TRN F2M	TRN M2F
HIGH	4 (1.31%)	312 (38.57%)
MEDIUM		264 (32.63%)
LOW	228 (74.75%)	211 (26.08%)
MINIMUM	69 (22.62%)	15 (1.85%)
UNASSG	4 (1.31%)	7 (0.87%)

Disciplinary History

TRN	None	122
F2M	Any 100 Level in Past 10 Yrs	40
	Two+ 200 Level Past 2 Years	41
	One 200 Level Past 2 Years	49
	Two+ 300 Level Past Year	18
	One 300 Level Past Year	34
	One 400 Level Past Year	1
TRN	None	301
M2F	Any 100 Level in Past 10 Yrs	339
	Two+ 200 Level Past 2 Years	35
	One 200 Level Past 2 Years	78
	Two+ 300 Level Past Year	25
	One 300 Level Past Year	29
	Two+ 400 Level Past Year	2

Offenses

TRN F2M	No Information	2.95%
	01-DRUGS	45.90%
	02-WEAPONS/EXPLOSIVES	17.70%
	03-HOMICIDE/AGG ASSAULT	7.54%
	04-BURGLARY/LARCENY	4.92%
	05-COUNTERFEIT/EMBEZZLEMENT	0.33%
	07-IMMIGRATION	1.97%
	08-FRAUD/BRIBERY/EXTORTION	7.87%
	09-SEX OFFENSES	4.92%
	11-ROBBERY	4.59%
	13-MISCELLANEOUS	1.31%
TRN M2F	No Information	4.70%
	01-DRUGS	12.48%
	02-WEAPONS/EXPLOSIVES	10.63%
	03-HOMICIDE/AGG ASSAULT	7.42%
	04-BURGLARY/LARCENY	3.58%
	06-COURT/CORRECTIONS	0.37%
	07-IMMIGRATION	1.48%
	08-FRAUD/BRIBERY/EXTORTION	4.82%
	09-SEX OFFENSES	46.48%
	11-ROBBERY	7.29%
	13-MISCELLANEOUS	0.74%

Percent of A-DES TRANS & Non-TRANS in Restrictive Housing

TRANS Assignment	10.34%
No TRANS Assignment	6.02%

Transgender Inmate Report

Data current as of: March 13, 2021

Location by Region Total Institutions with Transgender Inmates: 93

		TRN F2M	TRN M2F			TRN F2M	TRN M2F
MXR	ALDERSON FPC	1		SCR	BASTROP FCI		9
	BECKLEY FCI		6		BEAUMONT LOW FCI		4
	BUTNER LOW FCI		1		BEAUMONT MED FCI		1
	BUTNER MED FCI		15		BEAUMONT USP		4
	BUTNER MED II FCI		5		BIG SPRING FCI		5
	CUMBERLAND FCI		4		BRYAN FPC	4	
	GILMER FCI		7		CARSWELL FMC	58	1
	HAZELTON FCI	39	8		EL RENO FCI		2
	HAZELTON USP		6		FORREST CITY FCI		3
	LEE USP		2		FORT WORTH FMC		10
	LEXINGTON FMC	1	8		HOUSTON FDC	1	
	MCCREARY USP		4		LA TUNA FCI		7
	MCDOWELL FCI		2		OAKDALE FCI		4
	MEMPHIS FCI		3		OAKDALE FDC		8
	PETERSBURG FCI		4		POLLOCK MED FCI		1
	PETERSBURG MED FCI		31		POLLOCK USP		2
					SEAGOVILLE FCI		24
					TEXARKANA FCI		5
NCR	ENGLEWOOD FCI		5	SER	ALICEVILLE FCL	15	1
	FLORENCE FCI		1		ATLANTA USP		6
	FLORENCE HIGH USP		8		BENNETTSVILLE FCI		2
	GREENVILLE FCI	4	7		COLEMAN I USP		7
	LEAVENWORTH USP		6		COLEMAN II USP		40
	MARION USP		21		COLEMAN LOW FCI	3	2
	MILAN FCI		4		COLEMAN MED FCI		3
	OXFORD FCI		1		EDGEFIELD FCI		6
	PEKIN FCI	3	12		JESUP FCI		9
	SANDSTONE FCI		3		MARIANNA FCI		14
	TERRE HAUTE USP		54		MIAMI FCI		1
	THOMSON ADMIN USP		46		TALLADEGA FCI		3
	WASECA FCI	22			TALLAHASSEE FCI	60	
NER	ALLENWOOD LOW FCI		4	WXR	WILLIAMSBURG FCI		11
	ALLENWOOD MED FCI		5		YAZOO CITY USP		2
	ALLENWOOD USP		9		ATWATER USP		10
	BERLIN FCI		2		DUBLIN FCI	30	
	CANAAN USP		3		HERLONG FCI		1
	DANBURY FCI	10	1		LOMPOC FCI		1
	DEVENS FMC		7		LOMPOC USP		3
	ELKTON FCI		10		MENDOTA MED FCI		2
	FAIRTON FCI		19		PHOENIX FCI		1
	FORT DIX FCI		20		SAFFORD FCI		1
	LORETTO FCI		6		SEATAC FDC	1	
	MCKEAN FCI		2		SHERIDAN FCI		5
	OTISVILLE FCI		5		TERMINAL ISL FCI		10
	PHILADELPHIA FDC	2			TUCSON FCI		2
	SCHUYLKILL FCI		3		TUCSON USP		106
					VICTORVILLE MED FCI		3
					VICTORVILLE MED II FCI		1
					VICTORVILLE USP		8

Transgender Inmate Report

Data current as of: April 10, 2021

OVERALL TRANS ASSIGNMENTS

TRN F2M	316 (27.82%)
TRN M2F	820 (72.18%)
TOTAL	1,136 (100.00%)

Age Groups

TRN F2M	18 - 25	155 (49.05%)
	26 - 35	87 (27.53%)
	36 - 45	30 (9.49%)
	46 - 55	
	56 - 65	
	66 +	
TRN M2F	18 - 25	34 (4.15%)
	26 - 35	304 (37.07%)
	36 - 45	288 (35.12%)
	46 - 55	126 (15.37%)
	56 - 65	60 (7.32%)
	66 +	8 (0.98%)

Race / Ethnicity

	TRN F2M	TRN M2F
African American-Non Hispanic	135 (42.72%)	205 (25.00%)
Asian	4 (1.27%)	4 (0.49%)
Hispanic	77 (24.37%)	114 (13.90%)
Native American	10 (3.16%)	56 (6.83%)
White-Non Hispanic	90 (28.48%)	441 (53.78%)

(b)(7)(E); (b)(7)(F)

Medical Care Level

	TRN F2M	TRN M2F
SCRN1	4 (1.28%)	6 (0.74%)
CARE1	195 (62.30%)	381 (46.69%)
CARE2	97 (30.99%)	401 (49.14%)
CARE3	12 (3.83%)	17 (2.08%)
CARE4		2 (0.25%)
SCRN2	5 (1.60%)	7 (0.86%)
SCRN3		1 (0.12%)
SCRN4		1 (0.12%)

Mental Health Care Level

	TRN F2M	TRN M2F
SCRN4-MH		1 (0.12%)
SCRN2-MH		7 (0.86%)
STDY4-MH	1 (0.32%)	
CARE1-MH	282 (89.52%)	626 (76.53%)
CARE2-MH	27 (8.57%)	129 (15.77%)
CARE3-MH	4 (1.27%)	48 (5.87%)
CARE4-MH	1 (0.32%)	
SCRN1-MH		2 (0.24%)
STDY3-MH		5 (0.61%)

Inmate Security Level

	TRN F2M	TRN M2F
HIGH	3 (0.95%)	324 (39.51%)
MEDIUM		259 (31.59%)
LOW	237 (75.00%)	212 (25.85%)
MINIMUM	71 (22.47%)	17 (2.07%)
UNASSG	5 (1.58%)	8 (0.98%)

Disciplinary History

TRN	None	127
F2M	Any 100 Level in Past 10 Yrs	44
	Two+ 200 Level Past 2 Years	41
	One 200 Level Past 2 Years	49
	Two+ 300 Level Past Year	18
	One 300 Level Past Year	36
	One 400 Level Past Year	1
TRN	None	312
M2F	Any 100 Level in Past 10 Yrs	342
	Two+ 200 Level Past 2 Years	38
	One 200 Level Past 2 Years	75
	Two+ 300 Level Past Year	25
	One 300 Level Past Year	25
	Two+ 400 Level Past Year	2
	One 400 Level Past Year	

Offenses

TRN F2M	No Information	3.16%
	01-DRUGS	46.52%
	02-WEAPONS/EXPLOSIVES	17.72%
	03-HOMICIDE/AGG ASSAULT	7.28%
	04-BURGLARY/LARCENY	4.75%
	05-COUNTERFEIT/EMBEZZLEMENT	0.32%
	07-IMMIGRATION	2.22%
	08-FRAUD/BRIBERY/EXTORTION	6.96%
	09-SEX OFFENSES	4.75%
	11-ROBBERY	5.06%
	13-MISCELLANEOUS	1.27%
TRN M2F	No Information	4.51%
	01-DRUGS	12.56%
	02-WEAPONS/EXPLOSIVES	10.85%
	03-HOMICIDE/AGG ASSAULT	7.44%
	04-BURGLARY/LARCENY	3.41%
	06-COURT/CORRECTIONS	0.49%
	07-IMMIGRATION	1.46%
	08-FRAUD/BRIBERY/EXTORTION	4.27%
	09-SEX OFFENSES	47.20%
	11-ROBBERY	7.07%
	13-MISCELLANEOUS	0.73%

Percent of A-DES TRANS & Non-TRANS in Restrictive Housing

TRANS Assignment	(13.36%)
No TRANS Assignment	(6.09%)

Transgender Inmate Report

Data current as of: April 10, 2021

Location by Region Total Institutions with Transgender Inmates: 92

		TRN F2M	TRN M2F			TRN F2M	TRN M2F
MXR	ALDERSON FPC	1		SCR	BASTROP FCI		9
	BECKLEY FCI		5		BEAUMONT LOW FCI		4
	BUTNER LOW FCI		1		BEAUMONT MED FCI		1
	BUTNER MED FCI		17		BEAUMONT USP		5
	BUTNER MED II FCI		5		BIG SPRING FCI		5
	CUMBERLAND FCI		4		BRYAN FPC	4	
	GILMER FCI		7		CARSWELL FMC	57	2
	HAZELTON FCI	39	9		EL RENO FCI		2
	HAZELTON USP		6		FORREST CITY FCI		2
	LEE USP		3		FORT WORTH FMC		10
	LEXINGTON FMC	1	8		HOUSTON FDC	1	
	MCCREARY USP		3		LA TUNA FCI		8
	MCDOWELL FCI		2		OAKDALE FCI		3
	MEMPHIS FCI		3		OAKDALE FDC		6
	PETERSBURG FCI		3		POLLOCK MED FCI		1
	PETERSBURG MED FCI		32		POLLOCK USP		2
					SEAGOVILLE FCI		24
					TEXARKANA FCI		8
NCR	ENGLEWOOD FCI		6	SER	ALICEVILLE FCL	15	
	FLORENCE FCI		1		ATLANTA USP		7
	FLORENCE HIGH USP		8		BENNETTSVILLE FCI		3
	GREENVILLE FCI	3	7		COLEMAN I USP		10
	LEAVENWORTH USP		6		COLEMAN II USP		37
	MARION USP		20		COLEMAN LOW FCI		3
	MILAN FCI		3		COLEMAN MED FCI		3
	PEKIN FCI	5	13		EDGEFIELD FCI		7
	SANDSTONE FCI		3		JESUP FCI		9
	TERRE HAUTE USP		53		MARIANNA FCI	3	14
	THOMSON ADMIN USP		48		MIAMI FCI		1
	WASECA FCI	24			TALLADEGA FCI		4
					TALLAHASSEE FCI	59	
					WILLIAMSBURG FCI		11
					YAZOO CITY USP		2
NER	ALLENWOOD LOW FCI		4	WXR	ATWATER USP		9
	ALLENWOOD MED FCI		6		DUBLIN FCI	38	
	ALLENWOOD USP		8		HERLONG FCI		1
	BERLIN FCI		2		HONOLULU FDC		1
	CANAAN USP		4		LOMPOC FCI		1
	DANBURY FCI	11	1		LOMPOC USP		3
	DEVENS FMC		7		MENDOTA MED FCI		2
	ELKTON FCI		11		PHOENIX FCI		1
	FAIRTON FCI		20		SAFFORD FCI		1
	FORT DIX FCI		20		SEATAC FDC	2	1
	LORETTO FCI		6		SHERIDAN FCI		6
	MCKEAN FCI		2		TERMINAL ISL FCI		10
	OTISVILLE FCI		5		TUCSON FCI		2
	PHILADELPHIA FDC	2			TUCSON USP		106
					VICTORVILLE MED FCI		3
					VICTORVILLE MED II FCI		1
					VICTORVILLE USP		7

Transgender Inmate Report

Data current as of: May 8, 2021

OVERALL TRANS ASSIGNMENTS

TRN F2M	324 (27.96%)
TRN M2F	835 (72.04%)
TOTAL	1,159 (100.00%)

Age Groups

TRN F2M	18 - 25	167 (51.54%)
	26 - 35	87 (26.85%)
	36 - 45	29 (8.95%)
	46 - 55	
	56 - 65	
	66 +	
TRN M2F	18 - 25	38 (4.55%)
	26 - 35	315 (37.72%)
	36 - 45	284 (34.01%)
	46 - 55	130 (15.57%)
	56 - 65	59 (7.07%)
	66 +	9 (1.08%)

Race / Ethnicity

	TRN F2M	TRN M2F
African American-Non Hispanic	136 (41.98%)	208 (24.91%)
Asian	5 (1.54%)	4 (0.48%)
Hispanic	80 (24.69%)	120 (14.37%)
Native American	9 (2.78%)	56 (6.71%)
White-Non Hispanic	94 (29.01%)	447 (53.53%)

(b)(7)(E); (b)(7)(F)

Medical Care Level

	TRN F2M	TRN M2F
SCRN1	5 (1.55%)	6 (0.72%)
CARE1	198 (61.30%)	395 (47.48%)
CARE2	104 (32.20%)	400 (48.08%)
CARE3	12 (3.72%)	18 (2.16%)
CARE4		2 (0.24%)
SCRN2	4 (1.24%)	9 (1.08%)
SCRN3		1 (0.12%)
SCRN4		1 (0.12%)

Mental Health Care Level

	TRN F2M	TRN M2F
SCRN4-MH		1 (0.12%)
SCRN2-MH	1 (0.31%)	8 (0.96%)
STDY4-MH	1 (0.31%)	1 (0.12%)
CARE1-MH	289 (89.47%)	636 (76.35%)
CARE2-MH	27 (8.36%)	137 (16.45%)
CARE3-MH	4 (1.24%)	44 (5.28%)
CARE4-MH	1 (0.31%)	
SCRN1-MH		1 (0.12%)
STDY3-MH		5 (0.60%)

Inmate Security Level

	TRN F2M	TRN M2F
HIGH	3 (0.93%)	328 (39.28%)
MEDIUM		269 (32.22%)
LOW	246 (75.93%)	213 (25.51%)
MINIMUM	70 (21.60%)	17 (2.04%)
UNASSG	5 (1.54%)	8 (0.96%)

Disciplinary History

TRN	None	130
F2M	Any 100 Level in Past 10 Yrs	45
	Two+ 200 Level Past 2 Years	41
	One 200 Level Past 2 Years	50
	Two+ 300 Level Past Year	20
	One 300 Level Past Year	37
	One 400 Level Past Year	1
TRN	None	316
M2F	Any 100 Level in Past 10 Yrs	342
	Two+ 200 Level Past 2 Years	42
	One 200 Level Past 2 Years	82
	Two+ 300 Level Past Year	27
	One 300 Level Past Year	24
	Two+ 400 Level Past Year	1
	One 400 Level Past Year	

Offenses

TRN F2M	No Information	3.70%
	01-DRUGS	47.22%
	02-WEAPONS/EXPLOSIVES	16.98%
	03-HOMICIDE/AGG ASSAULT	7.10%
	04-BURGLARY/LARCENY	4.63%
	05-COUNTERFEIT/EMBEZZLEMENT	0.31%
	07-IMMIGRATION	2.47%
	08-FRAUD/BRIBERY/EXTORTION	6.48%
	09-SEX OFFENSES	4.94%
	11-ROBBERY	4.94%
	13-MISCELLANEOUS	1.23%
TRN M2F	No Information	3.83%
	01-DRUGS	12.34%
	02-WEAPONS/EXPLOSIVES	10.90%
	03-HOMICIDE/AGG ASSAULT	7.66%
	04-BURGLARY/LARCENY	3.11%
	06-COURT/CORRECTIONS	0.48%
	07-IMMIGRATION	1.56%
	08-FRAUD/BRIBERY/EXTORTION	4.19%
	09-SEX OFFENSES	48.38%
	11-ROBBERY	6.83%
	13-MISCELLANEOUS	0.72%

Percent of A-DES TRANS & Non-TRANS in Restrictive Housing

TRANS Assignment	(13.30%)
No TRANS Assignment	(6.21%)

Transgender Inmate Report

Data current as of: May 8, 2021

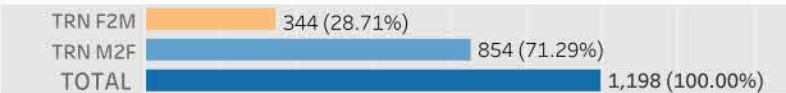
Location by Region Total Institutions with Transgender Inmates: 94

		TRN F2M	TRN M2F			TRN F2M	TRN M2F
MXR	ALDERSON FPC	1		SCR	BASTROP FCI		10
	BECKLEY FCI		5		BEAUMONT LOW FCI		4
	BUTNER LOW FCI		1		BEAUMONT MED FCI		2
	BUTNER MED FCI		16		BEAUMONT USP		7
	BUTNER MED II FCI		5		BIG SPRING FCI		5
	CUMBERLAND FCI		6		BRYAN FPC	3	
	GILMER FCI		7		CARSWELL FMC	60	2
	HAZELTON FCI	38	10		EL RENO FCI		2
	HAZELTON USP		6		FORREST CITY FCI		2
	LEE USP		3		FORREST CITY MED FCI		1
	LEXINGTON FMC	1	7		FORT WORTH FMC		10
	MCCREARY USP		3		HOUSTON FDC	1	
	MCDOWELL FCI		2		LA TUNA FCI		9
	MEMPHIS FCI		3		OAKDALE FCI		2
	PETERSBURG FCI		3		OAKDALE FDC		9
	PETERSBURG MED FCI		31		POLLOCK USP		2
					SEAGOVILLE FCI		24
					TEXARKANA FCI		8
NCR	ENGLEWOOD FCI		6	SER	ALICEVILLE FCL	17	
	FLORENCE FCI		1		ATLANTA USP		6
	FLORENCE HIGH USP		9		BENNETTSVILLE FCI		4
	GREENVILLE FCI	4	7		COLEMAN I USP		10
	LEAVENWORTH USP		6		COLEMAN II USP		38
	MARION USP		20		COLEMAN LOW FCI		3
	MILAN FCI		4		COLEMAN MED FCI		3
	PEKIN FCI	6	14		EDGEFIELD FCI		5
	SANDSTONE FCI		2		JESUP FCI		8
	TERRE HAUTE USP		52		MARIANNA FCI	3	15
	THOMSON ADMIN USP		55		MIAMI FCI		1
	WASECA FCI	24			TALLADEGA FCI		4
					TALLAHASSEE FCI	55	
					WILLIAMSBURG FCI		11
					YAZOO CITY MED FCI		1
					YAZOO CITY USP		2
NER	ALLENWOOD LOW FCI		4	WXR	ATWATER USP		8
	ALLENWOOD MED FCI		6		DUBLIN FCI	40	
	ALLENWOOD USP		8		HERLONG FCI		1
	BERLIN FCI		3		HONOLULU FDC		1
	CANAAN USP		5		LOMPOC FCI		1
	DANBURY FCI	12	1		LOMPOC USP		3
	DEVENS FMC		7		MENDOTA MED FCI		2
	ELKTON FCI		12		PHOENIX FCI		1
	FAIRTON FCI		20		SAFFORD FCI		2
	FORT DIX FCI		20		SEATAC FDC	3	1
	LORETTO FCI		6		SHERIDAN FCI		6
	MCKEAN FCI		2		TERMINAL ISL FCI		10
	OTISVILLE FCI		5		TUCSON FCI		2
	PHILADELPHIA FDC	2			TUCSON USP		111
	SCHUYLKILL FCI		1		VICTORVILLE MED FCI		3
					VICTORVILLE MED II FCI		1
					VICTORVILLE USP		8

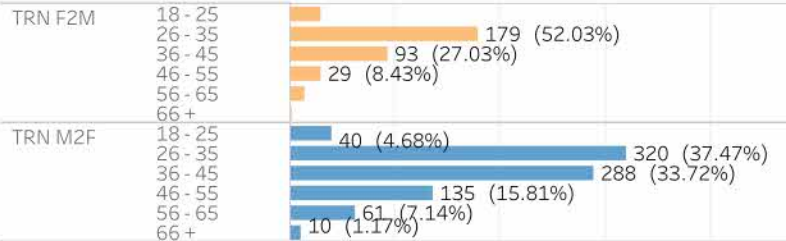
Transgender Inmate Report

Data current as of: June 12, 2021

OVERALL TRANS ASSIGNMENTS



Age Groups



Race / Ethnicity

	TRN F2M	TRN M2F
African American-Non Hispanic	142 (41.28%)	215 (25.18%)
Asian	5 (1.45%)	4 (0.47%)
Hispanic	85 (24.71%)	120 (14.05%)
Native American	10 (2.91%)	58 (6.79%)
White-Non Hispanic	102 (29.65%)	457 (53.51%)

(b)(7)(E); (b)(7)(F)

Medical Care Level

	TRN F2M	TRN M2F
SCRN1	6 (1.75%)	6 (0.70%)
CARE1	211 (61.52%)	396 (46.48%)
CARE2	108 (31.49%)	413 (48.47%)
CARE3	11 (3.21%)	19 (2.23%)
CARE4	0 (0.00%)	3 (0.35%)
SCRN2	7 (2.04%)	12 (1.41%)
SCRN3	0 (0.00%)	2 (0.23%)
SCRN4	0 (0.00%)	1 (0.12%)

Mental Health Care Level

	TRN F2M	TRN M2F
SCRN4-MH	1 (0.29%)	3 (0.35%)
SCRN2-MH	1 (0.29%)	8 (0.94%)
STDY4-MH	0 (0.00%)	1 (0.12%)
CARE1-MH	301 (87.76%)	644 (75.59%)
CARE2-MH	34 (9.91%)	147 (17.25%)
CARE3-MH	4 (1.17%)	42 (4.93%)
CARE4-MH	1 (0.29%)	0 (0.00%)
SCRN1-MH	1 (0.29%)	2 (0.23%)
SCRN3-MH	0 (0.00%)	1 (0.12%)
STDY3-MH	0 (0.00%)	4 (0.47%)

Inmate Security Level

	TRN F2M	TRN M2F
HIGH	2 (0.58%)	341 (39.93%)
MEDIUM	0 (0.00%)	277 (32.44%)
LOW	263 (76.45%)	212 (24.82%)
MINIMUM	74 (21.51%)	17 (1.99%)
UNASSG	5 (1.45%)	7 (0.82%)


Disciplinary History

TRN	None	144
F2M	Any 100 Level in Past 10 Yrs	47
	Two+ 200 Level Past 2 Years	42
	One 200 Level Past 2 Years	50
	Two+ 300 Level Past Year	20
	One 300 Level Past Year	40
	One 400 Level Past Year	1
TRN	None	329
M2F	Any 100 Level in Past 10 Yrs	353
	Two+ 200 Level Past 2 Years	42
	One 200 Level Past 2 Years	81
	Two+ 300 Level Past Year	24
	One 300 Level Past Year	24
	One 400 Level Past Year	1

Offenses

TRN F2M	No Information	3.78%
	01-DRUGS	47.97%
	02-WEAPONS/EXPLOSIVES	18.02%
	03-HOMICIDE/AGG ASSAULT	6.69%
	04-BURGLARY/LARCENY	4.65%
	05-COUNTERFEIT/EMBEZZLEMENT	0.58%
	07-IMMIGRATION	2.33%
	08-FRAUD/BRIBERY/EXTORTION	5.81%
	09-SEX OFFENSES	4.65%
	11-ROBBERY	4.36%
	13-MISCELLANEOUS	1.16%
	TRN M2F	No Information
01-DRUGS		11.94%
02-WEAPONS/EXPLOSIVES		11.24%
03-HOMICIDE/AGG ASSAULT		7.73%
04-BURGLARY/LARCENY		3.16%
06-COURT/CORRECTIONS		0.35%
07-IMMIGRATION		1.52%
08-FRAUD/BRIBERY/EXTORTION		3.98%
09-SEX OFFENSES		48.36%
11-ROBBERY		7.03%
13-MISCELLANEOUS		0.70%

Percent of A-DES TRANS & Non-TRANS in Restrictive Housing



Transgender Inmate Report

Data current as of: June 12, 2021

Location by Region Total Institutions with Transgender Inmates: 93

		TRN F2M	TRN M2F			TRN F2M	TRN M2F
MXR	ALDERSON FPC	3		SCR	BASTROP FCI		8
	BECKLEY FCI		3		BEAUMONT LOW FCI		6
	BIG SANDY USP		2		BEAUMONT MED FCI		2
	BUTNER LOW FCI		2		BEAUMONT USP		6
	BUTNER MED FCI		16		BIG SPRING FCI		5
	BUTNER MED II FCI		6		BRYAN FPC	2	
	CUMBERLAND FCI		5		CARSWELL FMC	66	3
	GILMER FCI		7		EL RENO FCI		2
	HAZELTON FCI	35	9		FORREST CITY FCI		2
	HAZELTON USP		8		FORREST CITY MED FCI		2
	LEE USP		3		FORT WORTH FMC		10
	LEXINGTON FMC	1	5		LA TUNA FCI		9
	MCCREARY USP		5		OAKDALE FCI		2
	MCDOWELL FCI		1		OAKDALE FDC		9
	MEMPHIS FCI		3		POLLOCK USP		2
	PETERSBURG FCI		2		SEAGOVILLE FCI		24
	PETERSBURG MED FCI		32		TEXARKANA FCI		9
NCR	ENGLEWOOD FCI		6	SER	ALICEVILLE FCL	18	
	FLORENCE FCI		2		ATLANTA USP		5
	FLORENCE HIGH USP		8		BENNETTSVILLE FCI		3
	GREENVILLE FCI	4	7		COLEMAN I USP		9
	LEAVENWORTH USP		5		COLEMAN II USP		37
	MARION USP		21		COLEMAN LOW FCI		4
	MILAN FCI		4		COLEMAN MED FCI		3
	PEKIN FCI	8	13		EDGEFIELD FCI		5
	SANDSTONE FCI		2		JESUP FCI		7
	SPRINGFIELD USMCFP		1		MARIANNA FCI	3	15
	TERRE HAUTE USP		56		MIAMI FCI		1
	THOMSON ADMIN USP		55		TALLADEGA FCI		6
	WASECA FCI	23			TALLAHASSEE FCI	58	
					WILLIAMSBURG FCI		10
NER	ALLENWOOD LOW FCI		2	WXR	YAZOO CITY USP		2
	ALLENWOOD MED FCI		4		ATWATER USP		8
	ALLENWOOD USP		8		DUBLIN FCI	42	
	BERLIN FCI		3		HERLONG FCI		1
	CANAAN USP		3		HONOLULU FDC		1
	DANBURY FCI	12	3		LOMPOC FCI		1
	DEVENS FMC		7		LOMPOC USP		3
	ELKTON FCI		10		MENDOTA MED FCI		2
	FAIRTON FCI		21		PHOENIX FCI		1
	FORT DIX FCI		17		SAFFORD FCI		2
	LORETTO FCI		6		SEATAC FDC	3	1
	MCKEAN FCI		2		SHERIDAN FCI		6
	OTISVILLE FCI		6		TERMINAL ISL FCI		10
	PHILADELPHIA FDC	2			TUCSON FCI		2
	SCHUYLKILL FCI		1		TUCSON USP		112
					VICTORVILLE MED FCI		3
					VICTORVILLE USP		11

Transgender Inmate Report

Data current as of: July 10, 2021

OVERALL TRANS ASSIGNMENTS

TRN F2M	350 (28.64%)
TRN M2F	872 (71.36%)
TOTAL	1,222 (100.00%)

Age Groups

TRN F2M	18 - 25	181 (51.71%)
	26 - 35	95 (27.14%)
	36 - 45	33 (9.43%)
	46 - 55	1 (0.29%)
	56 - 65	
	66 +	
TRN M2F	18 - 25	43 (4.93%)
	26 - 35	322 (36.93%)
	36 - 45	300 (34.40%)
	46 - 55	136 (15.60%)
	56 - 65	61 (7.00%)
	66 +	10 (1.15%)

Race / Ethnicity

	TRN F2M	TRN M2F
African American-Non Hispanic	142 (40.57%)	223 (25.57%)
Asian	5 (1.43%)	4 (0.46%)
Hispanic	90 (25.71%)	122 (13.99%)
Native American	11 (3.14%)	59 (6.77%)
White-Non Hispanic	102 (29.14%)	464 (53.21%)

(b)(7)(E); (b)(7)(F)

Medical Care Level

	TRN F2M	TRN M2F
SCRN1	8 (2.30%)	5 (0.58%)
CARE1	212 (60.92%)	400 (46.03%)
CARE2	110 (31.61%)	426 (49.02%)
CARE3	11 (3.16%)	22 (2.53%)
CARE4		3 (0.35%)
SCRN2	7 (2.01%)	11 (1.27%)
SCRN3		1 (0.12%)
SCRN4		1 (0.12%)

Mental Health Care Level

	TRN F2M	TRN M2F
SCRN4-MH		1 (0.11%)
SCRN2-MH	1 (0.29%)	9 (1.03%)
STDY4-MH		1 (0.11%)
CARE1-MH	310 (88.83%)	657 (75.52%)
CARE2-MH	34 (9.74%)	155 (17.82%)
CARE3-MH	3 (0.86%)	43 (4.94%)
CARE4-MH	1 (0.29%)	
SCRN1-MH		2 (0.23%)
STDY3-MH		2 (0.23%)

Inmate Security Level

	TRN F2M	TRN M2F
HIGH	2 (0.57%)	346 (39.68%)
MEDIUM		284 (32.57%)
LOW	260 (74.29%)	217 (24.89%)
MINIMUM	82 (23.43%)	18 (2.06%)
UNASSG	6 (1.71%)	7 (0.80%)

Disciplinary History

TRN	None	157
F2M	Any 100 Level in Past 10 Yrs	47
	Two+ 200 Level Past 2 Years	41
	One 200 Level Past 2 Years	45
	Two+ 300 Level Past Year	22
	One 300 Level Past Year	37
	One 400 Level Past Year	1
TRN	None	337
M2F	Any 100 Level in Past 10 Yrs	360
	Two+ 200 Level Past 2 Years	44
	One 200 Level Past 2 Years	83
	Two+ 300 Level Past Year	24
	One 300 Level Past Year	23
	One 400 Level Past Year	1

Offenses

TRN F2M	No Information	3.71%
	01-DRUGS	48.57%
	02-WEAPONS/EXPLOSIVES	16.86%
	03-HOMICIDE/AGG ASSAULT	7.14%
	04-BURGLARY/LARCENY	4.86%
	05-COUNTERFEIT/EMBEZZLEMENT	0.57%
	06-COURT/CORRECTIONS	0.29%
	07-IMMIGRATION	2.57%
	08-FRAUD/BRIBERY/EXTORTION	5.71%
	09-SEX OFFENSES	4.57%
	11-ROBBERY	4.00%
	13-MISCELLANEOUS	1.14%
TRN M2F	No Information	3.67%
	01-DRUGS	11.70%
	02-WEAPONS/EXPLOSIVES	11.47%
	03-HOMICIDE/AGG ASSAULT	7.57%
	04-BURGLARY/LARCENY	3.10%
	06-COURT/CORRECTIONS	0.34%
	07-IMMIGRATION	1.61%
	08-FRAUD/BRIBERY/EXTORTION	4.13%
	09-SEX OFFENSES	48.51%
	11-ROBBERY	7.22%
	13-MISCELLANEOUS	0.69%

Percent of A-DES TRANS & Non-TRANS in Restrictive Housing

TRANS Assignment (12.85%)	
No TRANS Assignment (6.20%)	

Transgender Inmate Report

Data current as of: July 10, 2021

Location by Region Total Institutions with Transgender Inmates: 97

		TRN F2M	TRN M2F			TRN F2M	TRN M2F
MXR	ALDERSON FPC	4		SCR	BASTROP FCI		6
	ASHLAND FCI		1		BEAUMONT LOW FCI		6
	BECKLEY FCI		4		BEAUMONT MED FCI		2
	BIG SANDY USP		1		BEAUMONT USP		6
	BUTNER FMC		1		BIG SPRING FCI		5
	BUTNER LOW FCI		2		BRYAN FPC	2	
	BUTNER MED FCI		16		CARSWELL FMC	70	3
	BUTNER MED II FCI		6		EL RENO FCI		2
	CUMBERLAND FCI		5		FORREST CITY FCI		2
	GILMER FCI		7		FORREST CITY MED FCI		2
	HAZELTON FCI	32	9		FORT WORTH FMC		11
	HAZELTON USP		7		LA TUNA FCI		8
	LEE USP		3		OAKDALE FCI		2
	LEXINGTON FMC	1	4		OAKDALE FDC		10
	MCCREARY USP		3		POLLOCK USP		2
	MCDOWELL FCI		2		SEAGOVILLE FCI		25
	MEMPHIS FCI		3		TEXARKANA FCI		9
	PETERSBURG FCI		3				
	PETERSBURG MED FCI		32				
NCR	ENGLEWOOD FCI		6	SER	ALICEVILLE FCI	17	
	FLORENCE FCI		2		ATLANTA USP		3
	FLORENCE HIGH USP		8		BENNETTSVILLE FCI		3
	GREENVILLE FCI	3	8		COLEMAN I USP		10
	LEAVENWORTH USP		4		COLEMAN II USP		37
	MARION USP		22		COLEMAN LOW FCI		6
	MILAN FCI		3		COLEMAN MED FCI		5
	OXFORD FCI		1		EDGEFIELD FCI		6
	PEKIN FCI	9	9		JESUP FCI		7
	SANDSTONE FCI		2		MARIANNA FCI	5	15
	SPRINGFIELD USMCFP		1		MCRAE CI		1
	TERRE HAUTE USP		59		TALLADEGA FCI		6
	THOMSON ADMIN USP		53		TALLAHASSEE FCI	60	
	WASECA FCI	23			WILLIAMSBURG FCI		9
					YAZOO CITY USP		2
NER	ALLENWOOD LOW FCI		3	WXR	ATWATER USP		8
	ALLENWOOD MED FCI		4		DUBLIN FCI	45	
	ALLENWOOD USP		8		HERLONG FCI		1
	BERLIN FCI		3		HONOLULU FDC		1
	CANAAN USP		3		LOMPOC FCI		1
	DANBURY FCI	12	2		LOMPOC USP		4
	DEVENS FMC		7		MENDOTA MED FCI		2
	ELKTON FCI		9		PHOENIX FCI		2
	FAIRTON FCI		21		SAFFORD FCI		2
	FORT DIX FCI		16		SEATAC FDC	3	2
	LEWISBURG USP		5		SHERIDAN FCI		6
	LORETTO FCI		6		TERMINAL ISL FCI		9
	MCKEAN FCI		2		TUCSON FCI		2
	OTISVILLE FCI		6		TUCSON USP		119
	PHILADELPHIA FDC	2			VICTORVILLE MED FCI		3
	SCHUYLKILL FCI		2		VICTORVILLE USP		11

Transgender Inmate Report

Data current as of: July 31, 2021

OVERALL TRANS ASSIGNMENTS

TRN F2M	352 (28.73%)
TRN M2F	873 (71.27%)
TOTAL	1,225 (100.00%)

Age Groups

TRN F2M	18 - 25	185 (52.56%)
	26 - 35	96 (27.27%)
	36 - 45	30 (8.52%)
	46 - 55	1 (0.28%)
	56 - 65	
	66 +	
TRN M2F	18 - 25	42 (4.81%)
	26 - 35	320 (36.66%)
	36 - 45	303 (34.71%)
	46 - 55	137 (15.69%)
	56 - 65	61 (6.99%)
	66 +	10 (1.15%)

Race / Ethnicity

	TRN F2M	TRN M2F
African American-Non Hispanic	146 (41.48%)	224 (25.66%)
Asian	5 (1.42%)	4 (0.46%)
Hispanic	86 (24.43%)	120 (13.75%)
Native American	12 (3.41%)	60 (6.87%)
White-Non Hispanic	103 (29.26%)	465 (53.26%)

(b)(7)(E); (b)(7)(F)

Medical Care Level

	TRN F2M	TRN M2F
SCRN1	5 (1.43%)	3 (0.34%)
CARE1	211 (60.29%)	405 (46.55%)
CARE2	118 (33.71%)	423 (48.62%)
CARE3	10 (2.86%)	23 (2.64%)
CARE4		3 (0.34%)
SCRN2	6 (1.71%)	12 (1.38%)
SCRN4		1 (0.11%)

Mental Health Care Level

	TRN F2M	TRN M2F
SCRN4-MH	1 (0.28%)	1 (0.11%)
SCRN2-MH		3 (0.34%)
STDY4-MH		1 (0.11%)
CARE1-MH	311 (88.60%)	661 (75.89%)
CARE2-MH	36 (10.26%)	156 (17.91%)
CARE3-MH	2 (0.57%)	45 (5.17%)
CARE4-MH	1 (0.28%)	
SCRN1-MH		1 (0.11%)
SCRN3-MH		1 (0.11%)
STDY3-MH		2 (0.23%)

Inmate Security Level

	TRN F2M	TRN M2F
HIGH	4 (1.14%)	347 (39.75%)
MEDIUM		284 (32.53%)
LOW	262 (74.43%)	218 (24.97%)
MINIMUM	81 (23.01%)	17 (1.95%)
UNASSG	5 (1.42%)	7 (0.80%)

Disciplinary History

TRN	None	155
F2M	Any 100 Level in Past 10 Yrs	51
	Two+ 200 Level Past 2 Years	42
	One 200 Level Past 2 Years	45
	Two+ 300 Level Past Year	20
	One 300 Level Past Year	38
	One 400 Level Past Year	1
TRN	None	339
M2F	Any 100 Level in Past 10 Yrs	363
	Two+ 200 Level Past 2 Years	43
	One 200 Level Past 2 Years	82
	Two+ 300 Level Past Year	22
	One 300 Level Past Year	23
	One 400 Level Past Year	1

Offenses

TRN F2M	No Information	3.69%
	01-DRUGS	49.15%
	02-WEAPONS/EXPLOSIVES	17.05%
	03-HOMICIDE/AGG ASSAULT	7.39%
	04-BURGLARY/LARCENY	4.55%
	05-COUNTERFEIT/EMBEZZLEMENT	0.57%
	06-COURT/CORRECTIONS	0.28%
	07-IMMIGRATION	2.27%
	08-FRAUD/BRIBERY/EXTORTION	5.11%
	09-SEX OFFENSES	4.55%
	11-ROBBERY	4.26%
	13-MISCELLANEOUS	1.14%
TRN M2F	No Information	3.67%
	01-DRUGS	11.45%
	02-WEAPONS/EXPLOSIVES	11.68%
	03-HOMICIDE/AGG ASSAULT	7.67%
	04-BURGLARY/LARCENY	3.21%
	06-COURT/CORRECTIONS	0.34%
	07-IMMIGRATION	1.72%
	08-FRAUD/BRIBERY/EXTORTION	3.89%
	09-SEX OFFENSES	48.34%
	11-ROBBERY	7.33%
	13-MISCELLANEOUS	0.69%

Percent of A-DES TRANS & Non-TRANS in Restrictive Housing

TRANS Assignment	(13.35%)
No TRANS Assignment	(6.57%)

Transgender Inmate Report

Data current as of: July 31, 2021

Location by Region Total Institutions with Transgender Inmates: 98

NER			MXR			SER		
	TRN F2M	TRN M2F		TRN F2M	TRN M2F		TRN F2M	TRN M2F
ALLENWOOD LOW FCI		2	ALDERSON FPC	4		ALICEVILLE FCL	17	
ALLENWOOD MED FCI		5	ASHLAND FCI		2	ATLANTA USP		1
ALLENWOOD USP		8	BECKLEY FCI		4	BENNETTSVILLE FCI		3
BERLIN FCI		3	BIG SANDY USP		1	COLEMAN I USP		10
CANAAN USP		3	BUTNER FMC		1	COLEMAN II USP		34
DANBURY FCI	13	1 2	BUTNER LOW FCI		3	COLEMAN LOW FCI		6
DEVENS FMC		8	BUTNER MED FCI		14	COLEMAN MED FCI		4
ELKTON FCI		9	BUTNER MED II FCI		6	EDGEFIELD FCI		6
FAIRTON FCI		22	CUMBERLAND FCI		5	JESUP FCI		7
FORT DIX FCI		14	GILMER FCI		6	MARIANNA FCI	6	16
LEWISBURG USP		6	HAZELTON FCI	32	1 10	MCRAE CI		1
LORETTO FCI		6	HAZELTON USP		7	TALLADEGA FCI		7
MCKEAN FCI		2	LEE USP		3	TALLAHASSEE FCI	61	
OTISVILLE FCI		6	LEXINGTON FMC	1	4	WILLIAMSBURG FCI		9
PHILADELPHIA FDC	4		MANCHESTER FCI		1	YAZOO CITY USP		2
SCHUYLKILL FCI		2	MCCREARY USP		2			
			MCDOWELL FCI		2			
			MEMPHIS FCI		3			
			PETERSBURG FCI		4			
			PETERSBURG MED FCI		33			

Transgender Inmate Report Data current as of: July 31, 2021

Location by Region Total Institutions with Transgender Inmates: 98

NCR		SCR		WXR	
TRN F2M	TRN M2F	TRN F2M	TRN M2F	TRN F2M	TRN M2F
ENGLEWOOD FCI	7	BASTROP FCI	6	ATWATER USP	9
FLORENCE FCI	2	BEAUMONT LOW FCI	6	DUBLIN FCI	40
FLORENCE HIGH USP	8	BEAUMONT MED FCI	1	HERLONG FCI	1
GREENVILLE FCI	3	BEAUMONT USP	6	HONOLULU FDC	1
LEAVENWORTH USP	5	BIG SPRING FCI	6	LOMPOC FCI	1
MARION USP	25	BRYAN FPC	2	LOMPOC USP	5
MILAN FCI	2	CARSWELL FMC	71	MENDOTA MED FCI	2
OXFORD FCI	1	EL RENO FCI	2	PHOENIX FCI	2
PEKIN FCI	11	FORREST CITY FCI	2	SAFFORD FCI	2
SANDSTONE FCI	2	FORREST CITY MED FCI	2	SEATAC FDC	5
SPRINGFIELD USMCFP	1	FORT WORTH FMC	10	SHERIDAN FCI	7
TERRE HAUTE USP	61	LA TUNA FCI	9	TERMINAL ISL FCI	9
THOMSON ADMIN USP	51	OAKDALE FCI	2	TUCSON FCI	2
WASECA FCI	19	OAKDALE FDC	9	TUCSON USP	114
		POLLOCK USP	2	VICTORVILLE MED FCI	3
		SEAGOVILLE FCI	24	VICTORVILLE USP	12
		TEXARKANA FCI	10		

Transgender Inmate Report

Data current as of: September 4, 2021

OVERALL TRANS ASSIGNMENTS

TRN F2M	361 (28.95%)
TRN M2F	886 (71.05%)
TOTAL	1,247 (100.00%)

Age Groups

TRN F2M	18 - 25	190 (52.63%)
	26 - 35	102 (28.25%)
	36 - 45	31 (8.59%)
	46 - 55	1 (0.28%)
	56 - 65	
	66 +	
TRN M2F	18 - 25	36 (4.06%)
	26 - 35	331 (37.36%)
	36 - 45	309 (34.88%)
	46 - 55	138 (15.58%)
	56 - 65	62 (7.00%)
	66 +	10 (1.13%)

Race / Ethnicity

	TRN F2M	TRN M2F
African American-Non Hispanic	145 (40.17%)	227 (25.62%)
Asian	5 (1.39%)	3 (0.34%)
Hispanic	93 (25.76%)	116 (13.09%)
Native American	13 (3.60%)	60 (6.77%)
White-Non Hispanic	105 (29.09%)	480 (54.18%)

(b)(7)(E); (b)(7)(F)

Medical Care Level

	TRN F2M	TRN M2F
SCRN1	7 (1.95%)	2 (0.23%)
CARE1	216 (60.17%)	405 (45.81%)
CARE2	120 (33.43%)	435 (49.21%)
CARE3	8 (2.23%)	25 (2.83%)
CARE4	1 (0.28%)	4 (0.45%)
SCRN2	7 (1.95%)	12 (1.36%)
SCRN3		1 (0.11%)

Mental Health Care Level

	TRN F2M	TRN M2F
SCRN4-MH		1 (0.11%)
SCRN2-MH	1 (0.28%)	6 (0.68%)
STDY4-MH		1 (0.11%)
CARE1-MH	317 (88.06%)	667 (75.37%)
CARE2-MH	40 (11.11%)	157 (17.74%)
CARE3-MH	1 (0.28%)	47 (5.31%)
CARE4-MH	1 (0.28%)	
SCRN1-MH		1 (0.11%)
SCRN3-MH		1 (0.11%)
STDY3-MH		4 (0.45%)

Inmate Security Level

	TRN F2M	TRN M2F
HIGH	3 (0.83%)	355 (40.07%)
MEDIUM		295 (33.30%)
LOW	271 (75.07%)	210 (23.70%)
MINIMUM	82 (22.71%)	17 (1.92%)
UNASSG	5 (1.39%)	9 (1.02%)

Disciplinary History

TRN	None	158
F2M	Any 100 Level in Past 10 Yrs	51
	Two+ 200 Level Past 2 Years	39
	One 200 Level Past 2 Years	48
	Two+ 300 Level Past Year	23
	One 300 Level Past Year	39
	Two+ 400 Level Past Year	1
	One 400 Level Past Year	
TRN	None	
M2F	Any 100 Level in Past 10 Yrs	371
	Two+ 200 Level Past 2 Years	44
	One 200 Level Past 2 Years	79
	Two+ 300 Level Past Year	26
	One 300 Level Past Year	26
	One 400 Level Past Year	

Offenses

TRN F2M	No Information	3.60%
	01-DRUGS	50.42%
	02-WEAPONS/EXPLOSIVES	16.62%
	03-HOMICIDE/AGG ASSAULT	6.65%
	04-BURGLARY/LARCENY	4.16%
	05-COUNTERFEIT/EMBEZZLEMENT	0.55%
	06-COURT/CORRECTIONS	0.28%
	07-IMMIGRATION	2.22%
	08-FRAUD/BRIBERY/EXTORTION	5.82%
	09-SEX OFFENSES	4.71%
	11-ROBBERY	3.88%
	13-MISCELLANEOUS	1.11%
TRN M2F	No Information	3.50%
	01-DRUGS	11.51%
	02-WEAPONS/EXPLOSIVES	11.74%
	03-HOMICIDE/AGG ASSAULT	7.56%
	04-BURGLARY/LARCENY	3.16%
	06-COURT/CORRECTIONS	0.34%
	07-IMMIGRATION	1.47%
	08-FRAUD/BRIBERY/EXTORTION	3.84%
	09-SEX OFFENSES	48.42%
	11-ROBBERY	7.79%
	13-MISCELLANEOUS	0.68%

Percent of A-DES TRANS & Non-TRANS in Restrictive Housing

TRANS Assignment	(11.55%)
No TRANS Assignment	(6.37%)

Transgender Inmate Report

Data current as of: September 4, 2021

Location by Region Total Institutions with Transgender Inmates: 101

NER			MXR			SER		
	TRN F2M	TRN M2F		TRN F2M	TRN M2F		TRN F2M	TRN M2F
ALLENWOOD LOW FCI		2	ALDERSON FPC	4		ALICEVILLE FCL	20	
ALLENWOOD MED FCI		5	ASHLAND FCI		2	ATLANTA USP		1
ALLENWOOD USP		9	BECKLEY FCI		3	BENNETTSVILLE FCI		3
BERLIN FCI		2	BUTNER FMC		1	COLEMAN I USP		16
CANAAN USP		3	BUTNER LOW FCI		3	COLEMAN II USP		38
DANBURY FCI	14	1 2	BUTNER MED FCI		13	COLEMAN LOW FCI		5
DEVENS FMC		8	BUTNER MED II FCI		7	COLEMAN MED FCI		4
ELKTON FCI		10	CUMBERLAND FCI		5	EDGEFIELD FCI		8
FAIRTON FCI		23	GILMER FCI		7	JESUP FCI		7
FORT DIX FCI		15	HAZELTON FCI	33	1 10	MARIANNA FCI	6	18
LEWISBURG USP		7	HAZELTON USP		9	MCRAE CI		1
LORETTO FCI		4	LEE USP		2	MIAMI FCI		1
MCKEAN FCI		2	LEXINGTON FMC	2	4	MIAMI FDC	1	
OTISVILLE FCI		6	MANCHESTER FCI		1	TALLADEGA FCI		8
PHILADELPHIA FDC	3		MCCREARY USP		4	TALLAHASSEE FCI	62	
SCHUYLKILL FCI		2	MCDOWELL FCI		1	WILLIAMSBURG FCI		9
			MEMPHIS FCI		3	YAZOO CITY USP		2
			PETERSBURG FCI		2			
			PETERSBURG MED FCI		35			

Transgender Inmate Report

Data current as of: September 4, 2021

Location by Region Total Institutions with Transgender Inmates: 101

NCR		SCR		WXR	
TRN F2M	TRN M2F	TRN F2M	TRN M2F	TRN F2M	TRN M2F
ENGLEWOOD FCI	8	BASTROP FCI	6	ATWATER USP	11
FLORENCE FCI	3	BEAUMONT LOW FCI	4	DUBLIN FCI	41
FLORENCE HIGH USP	5	BEAUMONT MED FCI	1	HERLONG FCI	1
GREENVILLE FCI	3	BEAUMONT USP	6	HONOLULU FDC	1
LEAVENWORTH USP	4	BIG SPRING FCI	6	LOMPOC FCI	2
MARION USP	28	BRYAN FPC	2	LOMPOC USP	4
MILAN FCI	3	CARSWELL FMC	71	MENDOTA MED FCI	1
OXFORD FCI	1	EL RENO FCI	2	PHOENIX FCI	2
PEKIN FCI	13	FORREST CITY FCI	3	SAFFORD FCI	2
SANDSTONE FCI	2	FORREST CITY MED FCI	2	SEATAC FDC	5
SPRINGFIELD USMCFP	1	FORT WORTH FMC	11	SHERIDAN FCI	7
TERRE HAUTE USP	62	HOUSTON FDC	1	TERMINAL ISL FCI	8
THOMSON ADMIN USP	47	LA TUNA FCI	8	TUCSON FCI	2
WASECA FCI	18	OAKDALE FCI	1	TUCSON USP	113
		OAKDALE FDC	9	VICTORVILLE MED FCI	2
		OKLAHOMA CITY FTC	1	VICTORVILLE USP	11
		POLLOCK USP	3		
		SEAGOVILLE FCI	25		
		TEXARKANA FCI	10		

Transgender Inmate Report

Data current as of: September 30, 2021

OVERALL TRANS ASSIGNMENTS

TRN F2M	356 (28.41%)
TRN M2F	897 (71.59%)
TOTAL	1,253 (100.00%)

Age Groups

TRN F2M	18 - 25	26 - 35	36 - 45	46 - 55	56 - 65	66 +
		187 (52.53%)	99 (27.81%)	34 (9.55%)	2 (0.56%)	
TRN M2F	18 - 25	26 - 35	36 - 45	46 - 55	56 - 65	66 +
	39 (4.35%)	332 (37.01%)	313 (34.89%)	141 (15.72%)	62 (6.91%)	10 (1.11%)

Race / Ethnicity

	TRN F2M	TRN M2F
African American-Non Hispanic	142 (39.89%)	232 (25.86%)
Asian	5 (1.40%)	2 (0.22%)
Hispanic	93 (26.12%)	117 (13.04%)
Native American	13 (3.65%)	62 (6.91%)
White-Non Hispanic	103 (28.93%)	484 (53.96%)

(b)(7)(E); (b)(7)(F)

Medical Care Level

	TRN F2M	TRN M2F
SCRN1	7 (1.98%)	3 (0.33%)
CARE1	214 (60.45%)	408 (45.54%)
CARE2	115 (32.49%)	441 (49.22%)
CARE3	8 (2.26%)	26 (2.90%)
CARE4	1 (0.28%)	3 (0.33%)
SCRN2	9 (2.54%)	13 (1.45%)
SCRN3		1 (0.11%)
SCRN4		1 (0.11%)

Mental Health Care Level

	TRN F2M	TRN M2F
SCRN4-MH		3 (0.33%)
SCRN2-MH	2 (0.56%)	5 (0.56%)
STDY4-MH		1 (0.11%)
CARE1-MH	312 (87.64%)	677 (75.56%)
CARE2-MH	39 (10.96%)	156 (17.41%)
CARE3-MH	1 (0.28%)	49 (5.47%)
CARE4-MH	1 (0.28%)	
SCRN1-MH		1 (0.11%)
SCRN3-MH	1 (0.28%)	
STDY3-MH		4 (0.45%)

Inmate Security Level

	TRN F2M	TRN M2F
HIGH	2 (0.56%)	355 (39.58%)
MEDIUM		302 (33.67%)
LOW	266 (74.72%)	215 (23.97%)
MINIMUM	84 (23.60%)	17 (1.90%)
UNASSG	4 (1.12%)	8 (0.89%)

Disciplinary History

TRN	None	156
F2M	Any 100 Level in Past 10 Yrs	52
	Two+ 200 Level Past 2 Years	
	One 200 Level Past 2 Years	46
	Two+ 300 Level Past Year	
	One 300 Level Past Year	40
	Two+ 400 Level Past Year	1
	One 400 Level Past Year	
TRN	None	
M2F	Any 100 Level in Past 10 Yrs	377
	Two+ 200 Level Past 2 Years	42
	One 200 Level Past 2 Years	
	Two+ 300 Level Past Year	25
	One 300 Level Past Year	
	Two+ 400 Level Past Year	1
	One 400 Level Past Year	

Offenses

TRN F2M	No Information	2.53%
	01-DRUGS	51.69%
	02-WEAPONS/EXPLOSIVES	16.85%
	03-HOMICIDE/AGG ASSAULT	6.74%
	04-BURGLARY/LARCENY	3.65%
	05-COUNTERFEIT/EMBEZZLEMENT	0.56%
	06-COURT/CORRECTIONS	0.28%
	07-IMMIGRATION	2.25%
	08-FRAUD/BRIBERY/EXTORTION	5.90%
	09-SEX OFFENSES	4.78%
	11-ROBBERY	3.65%
	13-MISCELLANEOUS	1.12%
TRN M2F	No Information	3.79%
	01-DRUGS	11.26%
	02-WEAPONS/EXPLOSIVES	11.82%
	03-HOMICIDE/AGG ASSAULT	7.92%
	04-BURGLARY/LARCENY	3.01%
	06-COURT/CORRECTIONS	0.45%
	07-IMMIGRATION	1.45%
	08-FRAUD/BRIBERY/EXTORTION	3.68%
	09-SEX OFFENSES	48.05%
	11-ROBBERY	7.80%
	13-MISCELLANEOUS	0.78%

Percent of A-DES TRANS & Non-TRANS in Restrictive Housing

TRANS Assignment (11.88%)	
No TRANS Assignment (6.27%)	

Transgender Inmate Report Data current as of: September 30, 2021

Location by Region Total Institutions with Transgender Inmates: 101

NER		MXR		SER	
TRN F2M	TRN M2F	TRN F2M	TRN M2F	TRN F2M	TRN M2F
ALLENWOOD LOW FCI	2	ALDERSON FPC	5	ALICEVILLE FCL	20
ALLENWOOD MED FCI	4	ASHLAND FCI	2	ATLANTA USP	1
ALLENWOOD USP	7	BECKLEY FCI	3	BENNETTSVILLE FCI	3
BERLIN FCI	2	BIG SANDY USP	2	COLEMAN I USP	20
CANAAN USP	4	BUTNER FMC	1	COLEMAN II USP	38
DANBURY FCI	1 12	BUTNER LOW FCI	3	COLEMAN LOW FCI	5
DEVENS FMC	7	BUTNER MED FCI	14	COLEMAN MED FCI	4
ELKTON FCI	9	BUTNER MED II FCI	7	EDGEFIELD FCI	8
FAIRTON FCI	22	CUMBERLAND FCI	5	JESUP FCI	9
FORT DIX FCI	16	GILMER FCI	7	MARIANNA FCI	4 18
LEWISBURG USP	8	HAZELTON FCI	31 1 9	MCRAE CI	1
LORETTO FCI	4	HAZELTON USP	11	MIAMI FCI	1
MCKEAN FCI	2	LEE USP	2	MIAMI FDC	1
OTISVILLE FCI	7	LEXINGTON FMC	2 4	TALLADEGA FCI	8
PHILADELPHIA FDC	2	MCCREARY USP	4	TALLAHASSEE FCI	63
SCHUYLKILL FCI	3	MCDOWELL FCI	1	WILLIAMSBURG FCI	9
		MEMPHIS FCI	3	YAZOO CITY USP	2
		PETERSBURG FCI	3		
		PETERSBURG MED FCI	35		

Transgender Inmate Report Data current as of: September 30, 2021

Location by Region Total Institutions with Transgender Inmates: 101

NCR		SCR		WXR	
TRN F2M	TRN M2F	TRN F2M	TRN M2F	TRN F2M	TRN M2F
ENGLEWOOD FCI	10	BASTROP FCI	7	ATWATER USP	10
FLORENCE FCI	3	BEAUMONT LOW FCI	4	DUBLIN FCI	41
FLORENCE HIGH USP	5	BEAUMONT MED FCI	1	HERLONG FCI	2
GREENVILLE FCI	3	BEAUMONT USP	7	HONOLULU FDC	1
LEAVENWORTH USP	4	BIG SPRING FCI	6	LOMPOC FCI	2
MARION USP	26	BRYAN FPC	2	LOMPOC USP	5
MILAN FCI	4	CARSWELL FMC	64	MENDOTA MED FCI	1
OXFORD FCI	2	EL RENO FCI	2	PHOENIX FCI	2
PEKIN FCI	13	FORREST CITY FCI	3	SAFFORD FCI	2
SANDSTONE FCI	2	FORREST CITY MED FCI	2	SEATAC FDC	5
SPRINGFIELD USMCFP	1	FORT WORTH FMC	10	SHERIDAN FCI	8
TERRE HAUTE USP	63	HOUSTON FDC	2	TERMINAL ISL FCI	9
THOMSON ADMIN USP	49	LA TUNA FCI	7	TUCSON FCI	2
WASECA FCI	17	OAKDALE FCI	1	TUCSON USP	108
		OAKDALE FDC	10	VICTORVILLE MED FCI	2
		OKLAHOMA CITY FTC	1	VICTORVILLE USP	11
		POLLOCK USP	2		
		SEAGOVILLE FCI	25		
		TEXARKANA FCI	9		

Transgender Inmate Report

Data current as of: October 31, 2021

OVERALL TRANS ASSIGNMENTS

TRN F2M	366 (28.68%)
TRN M2F	910 (71.32%)
TOTAL	1,276 (100.00%)

Age Groups

TRN F2M	18 - 25	185 (50.55%)
	26 - 35	107 (29.23%)
	36 - 45	36 (9.84%)
	46 - 55	2 (0.55%)
	56 - 65	
	66 +	
TRN M2F	18 - 25	40 (4.40%)
	26 - 35	337 (37.03%)
	36 - 45	320 (35.16%)
	46 - 55	142 (15.60%)
	56 - 65	62 (6.81%)
	66 +	9 (0.99%)

Race / Ethnicity

	TRN F2M	TRN M2F
African American-Non Hispanic	147 (40.16%)	236 (25.93%)
Asian	5 (1.37%)	3 (0.33%)
Hispanic	98 (26.78%)	116 (12.75%)
Native American	13 (3.55%)	63 (6.92%)
White-Non Hispanic	103 (28.14%)	492 (54.07%)

(b)(7)(E); (b)(7)(F)

Medical Care Level

	TRN F2M	TRN M2F
SCRN1	11 (3.03%)	4 (0.44%)
CARE1	217 (59.78%)	413 (45.43%)
CARE2	115 (31.68%)	443 (48.73%)
CARE3	9 (2.48%)	24 (2.64%)
CARE4	1 (0.28%)	4 (0.44%)
SCRN2	8 (2.20%)	19 (2.09%)
SCRN3		1 (0.11%)
SCRN4	2 (0.55%)	1 (0.11%)

Mental Health Care Level

	TRN F2M	TRN M2F
SCRN4-MH		2 (0.22%)
SCRN2-MH		6 (0.66%)
STDY4-MH		1 (0.11%)
CARE1-MH	317 (86.61%)	691 (76.02%)
CARE2-MH	46 (12.57%)	153 (16.83%)
CARE3-MH	2 (0.55%)	48 (5.28%)
CARE4-MH		1 (0.11%)
SCRN1-MH	1 (0.27%)	1 (0.11%)
SCRN3-MH		2 (0.22%)
STDY3-MH		4 (0.44%)

Inmate Security Level

	TRN F2M	TRN M2F
HIGH	4 (1.09%)	358 (39.34%)
MEDIUM		309 (33.96%)
LOW	270 (73.77%)	218 (23.96%)
MINIMUM	87 (23.77%)	17 (1.87%)
UNASSG	5 (1.37%)	8 (0.88%)

Disciplinary History

TRN	None	168
F2M	Any 100 Level in Past 10 Yrs	51
	Two+ 200 Level Past 2 Years	
	One 200 Level Past 2 Years	45
	Two+ 300 Level Past Year	
	One 300 Level Past Year	40
	Two+ 400 Level Past Year	1
	One 400 Level Past Year	
TRN	None	
M2F	Any 100 Level in Past 10 Yrs	374
	Two+ 200 Level Past 2 Years	42
	One 200 Level Past 2 Years	
	Two+ 300 Level Past Year	29
	One 300 Level Past Year	
	Two+ 400 Level Past Year	1
	One 400 Level Past Year	

Offenses

TRN F2M	No Information	2.46%
	01-DRUGS	51.64%
	02-WEAPONS/EXPLOSIVES	16.67%
	03-HOMICIDE/AGG ASSAULT	6.56%
	04-BURGLARY/LARCENY	4.10%
	05-COUNTERFEIT/EMBEZZLEMENT	0.55%
	06-COURT/CORRECTIONS	0.55%
	07-IMMIGRATION	2.46%
	08-FRAUD/BRIBERY/EXTORTION	5.74%
	09-SEX OFFENSES	4.92%
	11-ROBBERY	3.55%
	13-MISCELLANEOUS	0.82%
TRN M2F	No Information	4.62%
	01-DRUGS	11.21%
	02-WEAPONS/EXPLOSIVES	11.98%
	03-HOMICIDE/AGG ASSAULT	7.58%
	04-BURGLARY/LARCENY	3.08%
	06-COURT/CORRECTIONS	0.44%
	07-IMMIGRATION	1.32%
	08-FRAUD/BRIBERY/EXTORTION	3.63%
	09-SEX OFFENSES	48.13%
	11-ROBBERY	7.25%
	13-MISCELLANEOUS	0.77%

Percent of A-DES TRANS & Non-TRANS in Restrictive Housing

TRANS Assignment (11.87%)	
No TRANS Assignment (6.18%)	

Transgender Inmate Report

Data current as of: October 31, 2021

Location by Region Total Institutions with Transgender Inmates: 100

NER		MXR		SER	
TRN F2M	TRN M2F	TRN F2M	TRN M2F	TRN F2M	TRN M2F
ALLENWOOD LOW FCI	2	ALDERSON FPC	7	ALICEVILLE FCL	23
ALLENWOOD MED FCI	4	ASHLAND FCI	1	ATLANTA USP	1
ALLENWOOD USP	6	BECKLEY FCI	4	BENNETTSVILLE FCI	3
BERLIN FCI	2	BIG SANDY USP	3	COLEMAN I USP	19
CANAAN USP	4	BUTNER FMC	1	COLEMAN II USP	36
DANBURY FCI	1 12	BUTNER LOW FCI	3	COLEMAN LOW FCI	5
DEVENS FMC	8	BUTNER MED FCI	1 12	COLEMAN MED FCI	4
ELKTON FCI	10	BUTNER MED II FCI	8	EDGEFIELD FCI	7
FAIRTON FCI	25	CUMBERLAND FCI	5	JESUP FCI	10
FORT DIX FCI	15	GILMER FCI	7	MARIANNA FCI	5 19
LEWISBURG USP	9	HAZELTON FCI	32 1 8	MCRAE CI	1
LORETTO FCI	4	HAZELTON USP	11	MIAMI FCI	1
MCKEAN FCI	2	LEE USP	3	MIAMI FDC	1
OTISVILLE FCI	7	LEXINGTON FMC	1 4	TALLADEGA FCI	7
PHILADELPHIA FDC	1	MCCREARY USP	6	TALLAHASSEE FCI	64
SCHUYLKILL FCI	2	MCDOWELL FCI	2	WILLIAMSBURG FCI	11
		MEMPHIS FCI	3	YAZOO CITY USP	2
		PETERSBURG FCI	3		
		PETERSBURG MED FCI	36		

Transgender Inmate Report

Data current as of: October 31, 2021

Location by Region Total Institutions with Transgender Inmates: 100

NCR		SCR		WXR	
TRN F2M	TRN M2F	TRN F2M	TRN M2F	TRN F2M	TRN M2F
ENGLEWOOD FCI	9	BASTROP FCI	8	ATWATER USP	10
FLORENCE FCI	2	BEAUMONT LOW FCI	3	DUBLIN FCI	41
FLORENCE HIGH USP	3	BEAUMONT MED FCI	1	HERLONG FCI	2
GREENVILLE FCI	4	BEAUMONT USP	7	LOMPOC FCI	1
LEAVENWORTH USP	4	BIG SPRING FCI	6	LOMPOC USP	4
MARION USP	29	BRYAN FPC	3	MENDOTA MED FCI	1
MILAN FCI	5	CARSWELL FMC	64	PHOENIX FCI	2
OXFORD FCI	2	EL RENO FCI	3	SAFFORD FCI	3
PEKIN FCI	13	FORREST CITY FCI	2	SEATAC FDC	5
SANDSTONE FCI	3	FORREST CITY MED FCI	3	SHERIDAN FCI	8
SPRINGFIELD USMCFP	1	FORT WORTH FMC	10	TERMINAL ISL FCI	9
TERRE HAUTE USP	62	HOUSTON FDC	2	TUCSON FCI	4
THOMSON ADMIN USP	50	LA TUNA FCI	9	TUCSON USP	109
WASECA FCI	17	OAKDALE FCI	1	VICTORVILLE MED FCI	3
		OAKDALE FDC	10	VICTORVILLE USP	11
		OKLAHOMA CITY FTC	1		
		POLLOCK USP	2		
		SEAGOVILLE FCI	26		
		TEXARKANA FCI	10		

Transgender Inmate Report

Data current as of: November 26, 2021

OVERALL TRANS ASSIGNMENTS

TRN F2M	361 (28.18%)
TRN M2F	920 (71.82%)
TOTAL	1,281 (100.00%)

Age Groups

TRN F2M	18 - 25	182 (50.42%)
	26 - 35	105 (29.09%)
	36 - 45	36 (9.97%)
	46 - 55	2 (0.55%)
	56 - 65	
	66 +	
TRN M2F	18 - 25	40 (4.35%)
	26 - 35	332 (36.09%)
	36 - 45	331 (35.98%)
	46 - 55	147 (15.98%)
	56 - 65	61 (6.63%)
	66 +	9 (0.98%)

Race / Ethnicity

	TRN F2M	TRN M2F
African American-Non Hispanic	145 (40.17%)	237 (25.76%)
Asian	5 (1.39%)	3 (0.33%)
Hispanic	99 (27.42%)	115 (12.50%)
Native American	13 (3.60%)	67 (7.28%)
White-Non Hispanic	99 (27.42%)	498 (54.13%)

(b)(7)(E); (b)(7)(F)

Medical Care Level

	TRN F2M	TRN M2F
SCRN1	9 (2.51%)	3 (0.33%)
CARE1	223 (62.12%)	412 (44.83%)
CARE2	110 (30.64%)	455 (49.51%)
CARE3	9 (2.51%)	24 (2.61%)
CARE4	1 (0.28%)	5 (0.54%)
SCRN2	7 (1.95%)	20 (2.18%)

Mental Health Care Level

	TRN F2M	TRN M2F
SCRN4-MH		1 (0.11%)
SCRN2-MH		8 (0.87%)
STDY4-MH		1 (0.11%)
CARE1-MH	314 (86.98%)	706 (76.82%)
CARE2-MH	45 (12.47%)	145 (15.78%)
CARE3-MH	2 (0.55%)	51 (5.55%)
CARE4-MH		1 (0.11%)
SCRN1-MH		1 (0.11%)
SCRN3-MH		3 (0.33%)
STDY3-MH		2 (0.22%)

Inmate Security Level

	TRN F2M	TRN M2F
HIGH	4 (1.11%)	360 (39.13%)
MEDIUM		312 (33.91%)
LOW	263 (72.85%)	225 (24.46%)
MINIMUM	90 (24.93%)	16 (1.74%)
UNASSG	4 (1.11%)	7 (0.76%)

Disciplinary History

TRN	None	161
F2M	Any 100 Level in Past 10 Yrs	50
	Two+ 200 Level Past 2 Years	
	One 200 Level Past 2 Years	49
	Two+ 300 Level Past Year	
	One 300 Level Past Year	37
	Two+ 400 Level Past Year	1
	One 400 Level Past Year	
TRN	None	
M2F	Any 100 Level in Past 10 Yrs	378
	Two+ 200 Level Past 2 Years	44
	One 200 Level Past 2 Years	
	Two+ 300 Level Past Year	27
	One 300 Level Past Year	
	Two+ 400 Level Past Year	1
	One 400 Level Past Year	

Offenses

TRN F2M	No Information	2.22%
	01-DRUGS	52.91%
	02-WEAPONS/EXPLOSIVES	16.34%
	03-HOMICIDE/AGG ASSAULT	6.65%
	04-BURGLARY/LARCENY	4.16%
	05-COUNTERFEIT/EMBEZZLEMENT	0.55%
	06-COURT/CORRECTIONS	0.55%
	07-IMMIGRATION	1.94%
	08-FRAUD/BRIBERY/EXTORTION	5.54%
	09-SEX OFFENSES	4.99%
	11-ROBBERY	3.60%
	13-MISCELLANEOUS	0.55%
TRN M2F	No Information	4.35%
	01-DRUGS	10.87%
	02-WEAPONS/EXPLOSIVES	11.85%
	03-HOMICIDE/AGG ASSAULT	7.83%
	04-BURGLARY/LARCENY	3.04%
	06-COURT/CORRECTIONS	0.54%
	07-IMMIGRATION	1.20%
	08-FRAUD/BRIBERY/EXTORTION	3.80%
	09-SEX OFFENSES	48.59%
	11-ROBBERY	7.17%
	13-MISCELLANEOUS	0.76%

Percent of A-DES TRANS & Non-TRANS in Restrictive Housing

TRANS Assignment (11.91%)
No TRANS Assignment (6.25%)

Transgender Inmate Report

Data current as of: November 26, 2021

Location by Region Total Institutions with Transgender Inmates: 99

NER		MXR		SER	
TRN F2M	TRN M2F	TRN F2M	TRN M2F	TRN F2M	TRN M2F
ALLENWOOD LOW FCI	2	ALDERSON FPC	7	ALICEVILLE FCL	24
ALLENWOOD MED FCI	3	ASHLAND FCI	1	ATLANTA USP	1
ALLENWOOD USP	6	BECKLEY FCI	4	BENNETTSVILLE FCI	3
BERLIN FCI	2	BIG SANDY USP	4	COLEMAN I USP	17
CANAAN USP	5	BUTNER FMC	1	COLEMAN II USP	36
DANBURY FCI	1 12	BUTNER LOW FCI	2	COLEMAN LOW FCI	4
DEVENS FMC	9	BUTNER MED FCI	1 13	COLEMAN MED FCI	5
ELKTON FCI	11	BUTNER MED II FCI	7	EDGEFIELD FCI	7
FAIRTON FCI	26	CUMBERLAND FCI	4	JESUP FCI	10
FORT DIX FCI	15	GILMER FCI	6	MARIANNA FCI	5 20
LEWISBURG USP	8	HAZELTON FCI	30 1 7	MIAMI FCI	1
LORETTO FCI	4	HAZELTON USP	12	MIAMI FDC	1
MCKEAN FCI	2	LEE USP	3	TALLADEGA FCI	7
OTISVILLE FCI	7	LEXINGTON FMC	1 4	TALLAHASSEE FCI	62
SCHUYLKILL FCI	4	MCCREARY USP	7	WILLIAMSBURG FCI	12
		MCDOWELL FCI	2	YAZOO CITY USP	2
		MEMPHIS FCI	4		
		PETERSBURG FCI	3		
		PETERSBURG MED FCI	37		

Transgender Inmate Report

Data current as of: November 26, 2021

Location by Region Total Institutions with Transgender Inmates: 99

NCR		SCR		WXR	
TRN F2M	TRN M2F	TRN F2M	TRN M2F	TRN F2M	TRN M2F
ENGLEWOOD FCI	9	BASTROP FCI	8	ATWATER USP	9
FLORENCE FCI	2	BEAUMONT LOW FCI	3	DUBLIN FCI	42
FLORENCE HIGH USP	4	BEAUMONT MED FCI	1	HERLONG FCI	2
GREENVILLE FCI	5	BEAUMONT USP	7	LOMPOC FCI	2
LEAVENWORTH USP	3	BIG SPRING FCI	7	LOMPOC USP	3
MARION USP	30	BRYAN FPC	3	MENDOTA MED FCI	1
MILAN FCI	5	CARSWELL FMC	64	PHOENIX FCI	2
OXFORD FCI	2	EL RENO FCI	3	SAFFORD FCI	3
PEKIN FCI	14	FORREST CITY FCI	2	SEATAC FDC	4
SANDSTONE FCI	3	FORREST CITY MED FCI	4	SHERIDAN FCI	6
SPRINGFIELD USMCFP	1	FORT WORTH FMC	10	TERMINAL ISL FCI	8
TERRE HAUTE USP	62	HOUSTON FDC	2	TUCSON FCI	3
THOMSON ADMIN USP	51	LA TUNA FCI	11	TUCSON USP	111
WASECA FCI	17	OAKDALE FCI	1	VICTORVILLE MED FCI	3
		OAKDALE FDC	8	VICTORVILLE MED II FCI	1
		OKLAHOMA CITY FTC	1	VICTORVILLE USP	11
		POLLOCK USP	3		
		SEAGOVILLE FCI	25		
		TEXARKANA FCI	11		

Transgender Inmate Report

Data current as of: December 31, 2021

OVERALL TRANS ASSIGNMENTS

TRN F2M	376 (28.51%)
TRN M2F	943 (71.49%)
TOTAL	1,319 (100.00%)

Age Groups

TRN F2M	18 - 25	182 (48.40%)
	26 - 35	111 (29.52%)
	36 - 45	41 (10.90%)
	46 - 55	2 (0.53%)
	56 - 65	
	66 +	
TRN M2F	18 - 25	41 (4.35%)
	26 - 35	337 (35.74%)
	36 - 45	335 (35.52%)
	46 - 55	159 (16.86%)
	56 - 65	61 (6.47%)
	66 +	10 (1.06%)

Race / Ethnicity

	TRN F2M	TRN M2F
African American-Non Hispanic	147 (39.10%)	242 (25.66%)
Asian	5 (1.33%)	3 (0.32%)
Hispanic	101 (26.86%)	125 (13.26%)
Native American	16 (4.26%)	71 (7.53%)
White-Non Hispanic	107 (28.46%)	502 (53.23%)

(b)(7)(E); (b)(7)(F)

Medical Care Level

	TRN F2M	TRN M2F
SCRN1	7 (1.87%)	5 (0.53%)
CARE1	235 (62.83%)	425 (45.12%)
CARE2	118 (31.55%)	471 (50.00%)
CARE3	9 (2.41%)	22 (2.34%)
CARE4	1 (0.27%)	7 (0.74%)
SCRN2	4 (1.07%)	11 (1.17%)
SCRN4		1 (0.11%)

Mental Health Care Level

	TRN F2M	TRN M2F
SCRN4-MH		2 (0.21%)
SCRN2-MH		7 (0.74%)
STDY4-MH		1 (0.11%)
CARE1-MH	326 (86.70%)	719 (76.49%)
CARE2-MH	47 (12.50%)	154 (16.38%)
CARE3-MH	2 (0.53%)	53 (5.64%)
CARE4-MH		1 (0.11%)
SCRN3-MH		1 (0.11%)
STDY3-MH	1 (0.27%)	2 (0.21%)

Inmate Security Level

	TRN F2M	TRN M2F
HIGH	4 (1.06%)	366 (38.81%)
MEDIUM		323 (34.25%)
LOW	271 (72.07%)	230 (24.39%)
MINIMUM	97 (25.80%)	16 (1.70%)
UNASSG	4 (1.06%)	8 (0.85%)

Disciplinary History

TRN	None	170
F2M	Any 100 Level in Past 10 Yrs	47
	Two+ 200 Level Past 2 Years	
	One 200 Level Past 2 Years	54
	Two+ 300 Level Past Year	
	One 300 Level Past Year	41
	Two+ 400 Level Past Year	2
	One 400 Level Past Year	
TRN	None	
M2F	Any 100 Level in Past 10 Yrs	389
	Two+ 200 Level Past 2 Years	47
	One 200 Level Past 2 Years	
	Two+ 300 Level Past Year	24
	One 300 Level Past Year	
	Two+ 400 Level Past Year	2
	One 400 Level Past Year	

Offenses

TRN F2M	No Information	3.46%
	01-DRUGS	52.13%
	02-WEAPONS/EXPLOSIVES	16.49%
	03-HOMICIDE/AGG ASSAULT	6.91%
	04-BURGLARY/LARCENY	3.99%
	05-COUNTERFEIT/EMBEZZLEMENT	0.53%
	06-COURT/CORRECTIONS	0.53%
	07-IMMIGRATION	2.13%
	08-FRAUD/BRIBERY/EXTORTION	5.05%
	09-SEX OFFENSES	4.79%
	11-ROBBERY	3.46%
	13-MISCELLANEOUS	0.53%
TRN M2F	No Information	4.35%
	01-DRUGS	10.92%
	02-WEAPONS/EXPLOSIVES	11.45%
	03-HOMICIDE/AGG ASSAULT	8.06%
	04-BURGLARY/LARCENY	3.39%
	06-COURT/CORRECTIONS	0.64%
	07-IMMIGRATION	1.48%
	08-FRAUD/BRIBERY/EXTORTION	3.82%
	09-SEX OFFENSES	47.72%
	11-ROBBERY	7.42%
	13-MISCELLANEOUS	0.74%

Percent of A-DES TRANS & Non-TRANS in Restrictive Housing

TRANS Assignment (12.17%)	
No TRANS Assignment (6.32%)	

Transgender Inmate Report Data current as of: December 31, 2021

Location by Region Total Institutions with Transgender Inmates: 100

NER		MXR		SER	
TRN F2M	TRN M2F	TRN F2M	TRN M2F	TRN F2M	TRN M2F
ALLENWOOD LOW FCI	2	ALDERSON FPC	7	ALICEVILLE FCL	23
ALLENWOOD MED FCI	3	ASHLAND FCI	1	ATLANTA USP	1
ALLENWOOD USP	7	BECKLEY FCI	4	BENNETTSVILLE FCI	3
BERLIN FCI	2	BIG SANDY USP	5	COLEMAN I USP	18
CANAAN USP	2	BUTNER FMC	1	COLEMAN II USP	37
DANBURY FCI	1 11	BUTNER LOW FCI	2	COLEMAN LOW FCI	4
DEVENS FMC	10	BUTNER MED FCI	13	COLEMAN MED FCI	5
ELKTON FCI	13	BUTNER MED II FCI	6	EDGEFIELD FCI	7
FAIRTON FCI	25	CUMBERLAND FCI	6	JESUP FCI	10
FORT DIX FCI	15	GILMER FCI	9	MARIANNA FCI	6 21
LEWISBURG USP	8	HAZELTON FCI	31 1 7	MIAMI FCI	2
LORETTO FCI	4	HAZELTON USP	9	MIAMI FDC	1
MCKEAN FCI	2	LEE USP	5	TALLADEGA FCI	7
OTISVILLE FCI	7	LEXINGTON FMC	1 4	TALLAHASSEE FCI	62
PHILADELPHIA FDC	3	MCCREARY USP	6	WILLIAMSBURG FCI	13
SCHUYLKILL FCI	4	MCDOWELL FCI	2	YAZOO CITY FCI	1
		MEMPHIS FCI	4	YAZOO CITY USP	2
		PETERSBURG FCI	3		
		PETERSBURG MED FCI	38		

Transgender Inmate Report Data current as of: December 31, 2021

Location by Region Total Institutions with Transgender Inmates: 100

NCR		SCR		WXR	
TRN F2M	TRN M2F	TRN F2M	TRN M2F	TRN F2M	TRN M2F
ENGLEWOOD FCI	9	BASTROP FCI	7	ATWATER USP	10
FLORENCE FCI	1	BEAUMONT LOW FCI	4	DUBLIN FCI	44
FLORENCE HIGH USP	6	BEAUMONT MED FCI	1	HERLONG FCI	2
GREENVILLE FCI	7	BEAUMONT USP	6	LOMPOC FCI	3
LEAVENWORTH USP	3	BIG SPRING FCI	6	LOMPOC USP	3
MARION USP	30	BRYAN FPC	3	PHOENIX FCI	3
MILAN FCI	5	CARSWELL FMC	60	SAFFORD FCI	3
OXFORD FCI	2	EL RENO FCI	2	SEATAC FDC	4
PEKIN FCI	13	FORREST CITY FCI	1	SHERIDAN FCI	6
SANDSTONE FCI	3	FORREST CITY MED FCI	5	TERMINAL ISL FCI	8
SPRINGFIELD USMCFP	1	FORT WORTH FMC	11	TUCSON FCI	4
TERRE HAUTE USP	64	HOUSTON FDC	1	TUCSON USP	114
THOMSON ADMIN USP	50	LA TUNA FCI	11	VICTORVILLE MED FCI	3
WASECA FCI	17	OAKDALE FCI	1	VICTORVILLE MED II FCI	2
		OAKDALE FDC	7	VICTORVILLE USP	9
		OKLAHOMA CITY FTC	1		
		POLLOCK USP	3		
		SEAGOVILLE FCI	27		
		TEXARKANA FCI	11		

Transgender Inmate Report

Data current as of: February 5, 2022

OVERALL TRANS ASSIGNMENTS

TRN F2M	362 (27.65%)
TRN M2F	947 (72.35%)
TOTAL	1,309 (100.00%)

Age Groups

TRN F2M	18 - 25	170 (46.96%)
	26 - 35	111 (30.66%)
	36 - 45	41 (11.33%)
	46 - 55	
	56 - 65	
	66 +	
TRN M2F	18 - 25	39 (4.12%)
	26 - 35	342 (36.11%)
	36 - 45	341 (36.01%)
	46 - 55	156 (16.47%)
	56 - 65	58 (6.12%)
	66 +	11 (1.16%)

Race / Ethnicity

	TRN F2M	TRN M2F
African American-Non Hispanic	141 (38.95%)	247 (26.08%)
Asian	5 (1.38%)	4 (0.42%)
Hispanic	95 (26.24%)	122 (12.88%)
Native American	16 (4.42%)	66 (6.97%)
White-Non Hispanic	105 (29.01%)	508 (53.64%)

(b)(7)(E); (b)(7)(F)

Medical Care Level

	TRN F2M	TRN M2F
SCRN1	7 (1.94%)	5 (0.53%)
CARE1	221 (61.39%)	427 (45.14%)
CARE2	117 (32.50%)	472 (49.89%)
CARE3	9 (2.50%)	18 (1.90%)
CARE4	1 (0.28%)	9 (0.95%)
SCRN2	5 (1.39%)	14 (1.48%)
SCRN4		1 (0.11%)

Mental Health Care Level

	TRN F2M	TRN M2F
SCRN4-MH		1 (0.11%)
SCRN2-MH		9 (0.95%)
STDY4-MH		1 (0.11%)
CARE1-MH	311 (85.91%)	727 (77.01%)
CARE2-MH	48 (13.26%)	149 (15.78%)
CARE3-MH	3 (0.83%)	53 (5.61%)
CARE4-MH		1 (0.11%)
SCRN1-MH		1 (0.11%)
STDY3-MH		2 (0.21%)

Inmate Security Level

	TRN F2M	TRN M2F
HIGH	3 (0.83%)	371 (39.18%)
MEDIUM		317 (33.47%)
LOW	262 (72.38%)	239 (25.24%)
MINIMUM	93 (25.69%)	13 (1.37%)
UNASSG	4 (1.10%)	7 (0.74%)

Disciplinary History

TRN	None	171
F2M	Any 100 Level in Past 10 Yrs	46
	Two+ 200 Level Past 2 Years	
	One 200 Level Past 2 Years	51
	Two+ 300 Level Past Year	
	One 300 Level Past Year	33
	Two+ 400 Level Past Year	
	One 400 Level Past Year	4
TRN	None	
M2F	Any 100 Level in Past 10 Yrs	398
	Two+ 200 Level Past 2 Years	46
	One 200 Level Past 2 Years	
	Two+ 300 Level Past Year	26
	One 300 Level Past Year	
	Two+ 400 Level Past Year	
	One 400 Level Past Year	2

Offenses

TRN F2M	No Information	4.14%
	01-DRUGS	52.21%
	02-WEAPONS/EXPLOSIVES	16.57%
	03-HOMICIDE/AGG ASSAULT	6.91%
	04-BURGLARY/LARCENY	3.87%
	05-COUNTERFEIT/EMBEZZLEMENT	0.55%
	06-COURT/CORRECTIONS	0.55%
	07-IMMIGRATION	2.49%
	08-FRAUD/BRIBERY/EXTORTION	4.70%
	09-SEX OFFENSES	4.70%
	11-ROBBERY	2.76%
	13-MISCELLANEOUS	0.55%
TRN M2F	No Information	4.12%
	01-DRUGS	11.19%
	02-WEAPONS/EXPLOSIVES	11.51%
	03-HOMICIDE/AGG ASSAULT	7.71%
	04-BURGLARY/LARCENY	3.59%
	06-COURT/CORRECTIONS	0.53%
	07-IMMIGRATION	1.48%
	08-FRAUD/BRIBERY/EXTORTION	3.80%
	09-SEX OFFENSES	48.05%
	11-ROBBERY	7.18%
	13-MISCELLANEOUS	0.84%

Percent of A-DES TRANS & Non-TRANS in Restrictive Housing

TRANS Assignment (12.48%)	
No TRANS Assignment (6.30%)	

Transgender Inmate Report

Data current as of: February 5, 2022

Location by Region Total Institutions with Transgender Inmates: 102

NER		MXR		SER	
TRN F2M	TRN M2F	TRN F2M	TRN M2F	TRN F2M	TRN M2F
ALLENWOOD LOW FCI	3	ALDERSON FPC	5	ALICEVILLE FCL	23
ALLENWOOD MED FCI	3	ASHLAND FCI	1	ATLANTA USP	1
ALLENWOOD USP	7	BECKLEY FCI	4	BENNETTSVILLE FCI	4
BERLIN FCI	2	BIG SANDY USP	5	COLEMAN I USP	22
CANAAN USP	2	BUTNER FMC	2	COLEMAN II USP	36
DANBURY FCI	1 11	BUTNER LOW FCI	2	COLEMAN LOW FCI	4
DEVENS FMC	9	BUTNER MED FCI	1 15	COLEMAN MED FCI	5
ELKTON FCI	13	BUTNER MED II FCI	6	EDGEFIELD FCI	7
FAIRTON FCI	23	CUMBERLAND FCI	6	JESUP FCI	11
FORT DIX FCI	16	GILMER FCI	7	MARIANNA FCI	7 23
LEWISBURG USP	8	HAZELTON FCI	33 1 6	MIAMI FCI	2
LORETTO FCI	5	HAZELTON USP	11	MIAMI FDC	1
MCKEAN FCI	2	LEE USP	5	TALLADEGA FCI	7
OTISVILLE FCI	7	LEXINGTON FMC	1 4	TALLAHASSEE FCI	65
PHILADELPHIA FDC	4	MCCREARY USP	6	WILLIAMSBURG FCI	12
SCHUYLKILL FCI	4	MCDOWELL FCI	2	YAZOO CITY FCI	1
		MEMPHIS FCI	4	YAZOO CITY USP	2
		PETERSBURG FCI	4		
		PETERSBURG MED FCI	40		

Transgender Inmate Report Data current as of: February 5, 2022

Location by Region Total Institutions with Transgender Inmates: 102

NCR		SCR		WXR	
TRN F2M	TRN M2F	TRN F2M	TRN M2F	TRN F2M	TRN M2F
ENGLEWOOD FCI	9	BASTROP FCI	6	ATWATER USP	11
FLORENCE FCI	1	BEAUMONT LOW FCI	4	DUBLIN FCI	49
FLORENCE HIGH USP	4	BEAUMONT MED FCI	1	HERLONG FCI	3
GREENVILLE FCI	7	BEAUMONT USP	6	HONOLULU FDC	1
LEAVENWORTH USP	2	BIG SPRING FCI	6	LOMPOC FCI	2
MARION USP	31	BRYAN FPC	3	LOMPOC USP	3
MILAN FCI	5	CARSWELL FMC	58	PHOENIX FCI	2
NORTH LAKE CI	1	EL RENO FCI	2	SAFFORD FCI	2
OXFORD FCI	1	FORREST CITY FCI	1	SEATAC FDC	2
PEKIN FCI	12	FORREST CITY MED FCI	4	SHERIDAN FCI	6
SANDSTONE FCI	2	FORT WORTH FMC	10	TERMINAL ISL FCI	7
SPRINGFIELD USMCFP	1	HOUSTON FDC	1	TUCSON FCI	4
TERRE HAUTE USP	64	LA TUNA FCI	10	TUCSON USP	116
THOMSON ADMIN USP	49	OAKDALE FCI	1	VICTORVILLE MED FCI	3
WASECA FCI	17	OAKDALE FDC	7	VICTORVILLE MED II FCI	2
		OKLAHOMA CITY FTC	1	VICTORVILLE USP	9
		POLLOCK USP	2		
		SEAGOVILLE FCI	28		
		TEXARKANA FCI	12		

Transgender Inmate Report

Data current as of: February 26, 2022

OVERALL TRANS ASSIGNMENTS

TRN F2M	373 (27.98%)
TRN M2F	960 (72.02%)
TOTAL	1,333 (100.00%)

Age Groups

TRN F2M	18 - 25	175 (46.92%)
	26 - 35	113 (30.29%)
	36 - 45	40 (10.72%)
	46 - 55	
	56 - 65	
	66 +	
TRN M2F	18 - 25	37 (3.85%)
	26 - 35	342 (35.63%)
	36 - 45	350 (36.46%)
	46 - 55	159 (16.56%)
	56 - 65	61 (6.35%)
	66 +	11 (1.15%)

Race / Ethnicity

	TRN F2M	TRN M2F
African American-Non Hispanic	143 (38.34%)	249 (25.94%)
Asian	6 (1.61%)	5 (0.52%)
Hispanic	98 (26.27%)	122 (12.71%)
Native American	17 (4.56%)	67 (6.98%)
White-Non Hispanic	109 (29.22%)	517 (53.85%)

(b)(7)(E); (b)(7)(F)

Medical Care Level

	TRN F2M	TRN M2F
SCRN1	9 (2.43%)	5 (0.52%)
CARE1	221 (59.57%)	435 (45.41%)
CARE2	123 (33.15%)	477 (49.79%)
CARE3	12 (3.23%)	18 (1.88%)
CARE4	1 (0.27%)	9 (0.94%)
SCRN2	5 (1.35%)	13 (1.36%)
SCRN4		1 (0.10%)

Mental Health Care Level

	TRN F2M	TRN M2F
SCRN4-MH		1 (0.10%)
SCRN2-MH	2 (0.54%)	8 (0.84%)
STDY4-MH	1 (0.27%)	1 (0.10%)
CARE1-MH	323 (86.60%)	738 (77.20%)
CARE2-MH	46 (12.33%)	152 (15.90%)
CARE3-MH	1 (0.27%)	52 (5.44%)
CARE4-MH		1 (0.10%)
SCRN1-MH		1 (0.10%)
STDY3-MH		2 (0.21%)

Inmate Security Level

	TRN F2M	TRN M2F
HIGH	3 (0.80%)	373 (38.85%)
MEDIUM		325 (33.85%)
LOW	270 (72.39%)	242 (25.21%)
MINIMUM	95 (25.47%)	13 (1.35%)
UNASSG	5 (1.34%)	7 (0.73%)

Disciplinary History

TRN	None	178
F2M	Any 100 Level in Past 10 Yrs	48
	Two+ 200 Level Past 2 Years	
	One 200 Level Past 2 Years	52
	Two+ 300 Level Past Year	
	One 300 Level Past Year	32
	Two+ 400 Level Past Year	
	One 400 Level Past Year	4
TRN	None	
M2F	Any 100 Level in Past 10 Yrs	401
	Two+ 200 Level Past 2 Years	48
	One 200 Level Past 2 Years	
	Two+ 300 Level Past Year	24
	One 300 Level Past Year	
	Two+ 400 Level Past Year	1
	One 400 Level Past Year	

Offenses

TRN F2M	No Information	5.09%
	01-DRUGS	50.94%
	02-WEAPONS/EXPLOSIVES	16.62%
	03-HOMICIDE/AGG ASSAULT	6.97%
	04-BURGLARY/LARCENY	4.29%
	05-COUNTERFEIT/EMBEZZLEMENT	0.54%
	06-COURT/CORRECTIONS	0.54%
	07-IMMIGRATION	2.41%
	08-FRAUD/BRIBERY/EXTORTION	4.83%
	09-SEX OFFENSES	4.56%
	11-ROBBERY	2.68%
	13-MISCELLANEOUS	0.54%
TRN M2F	No Information	5.00%
	01-DRUGS	11.15%
	02-WEAPONS/EXPLOSIVES	11.56%
	03-HOMICIDE/AGG ASSAULT	7.60%
	04-BURGLARY/LARCENY	3.65%
	06-COURT/CORRECTIONS	0.42%
	07-IMMIGRATION	1.25%
	08-FRAUD/BRIBERY/EXTORTION	3.75%
	09-SEX OFFENSES	47.60%
	11-ROBBERY	7.19%
	13-MISCELLANEOUS	0.83%

Percent of A-DES TRANS & Non-TRANS in Restrictive Housing

TRANS Assignment (11.28%)	
No TRANS Assignment (6.09%)	

Transgender Inmate Report

Data current as of: February 26, 2022

Location by Region Total Institutions with Transgender Inmates: 102

NER		MXR		SER	
TRN F2M	TRN M2F	TRN F2M	TRN M2F	TRN F2M	TRN M2F
ALLENWOOD LOW FCI	3	ALDERSON FPC	5	ALICEVILLE FCL	23
ALLENWOOD MED FCI	3	ASHLAND FCI	1	ATLANTA USP	1
ALLENWOOD USP	7	BECKLEY FCI	4	BENNETTSVILLE FCI	4
BERLIN FCI	2	BIG SANDY USP	5	COLEMAN I USP	22
CANAAN USP	2	BUTNER FMC	2	COLEMAN II USP	37
DANBURY FCI	1 9	BUTNER LOW FCI	3	COLEMAN LOW FCI	4
DEVENS FMC	10	BUTNER MED FCI	16	COLEMAN MED FCI	5
ELKTON FCI	13	BUTNER MED II FCI	6	EDGEFIELD FCI	8
FAIRTON FCI	21	CUMBERLAND FCI	6	JESUP FCI	9
FORT DIX FCI	16	GILMER FCI	7	MARIANNA FCI	7 25
LEWISBURG USP	6	HAZELTON FCI	32 1 6	MIAMI FCI	2
LORETTO FCI	5	HAZELTON USP	10	MIAMI FDC	1
MCKEAN FCI	2	LEE USP	5	TALLADEGA FCI	7
OTISVILLE FCI	7	LEXINGTON FMC	1 4	TALLAHASSEE FCI	65
PHILADELPHIA FDC	4	MCCREARY USP	6	WILLIAMSBURG FCI	12
SCHUYLKILL FCI	4	MCDOWELL FCI	2	YAZOO CITY FCI	1
		MEMPHIS FCI	4	YAZOO CITY USP	2
		PETERSBURG FCI	4		
		PETERSBURG MED FCI	39		

Transgender Inmate Report Data current as of: February 26, 2022

Location by Region Total Institutions with Transgender Inmates: 102

NCR		SCR		WXR	
TRN F2M	TRN M2F	TRN F2M	TRN M2F	TRN F2M	TRN M2F
ENGLEWOOD FCI	11	BASTROP FCI	6	ATWATER USP	11
FLORENCE ADMAX USP	1	BEAUMONT LOW FCI	4	DUBLIN FCI	50
FLORENCE FCI	2	BEAUMONT MED FCI	1	HERLONG FCI	3
FLORENCE HIGH USP	5	BEAUMONT USP	6	HONOLULU FDC	1
GREENVILLE FCI	7	BIG SPRING FCI	6	LOMPOC FCI	2
LEAVENWORTH USP	2	BRYAN FPC	4	LOMPOC USP	3
MARION USP	30	CARSWELL FMC	56	PHOENIX FCI	2
MILAN FCI	5	EL RENO FCI	2	SAFFORD FCI	2
NORTH LAKE CI	1	FORREST CITY FCI	1	SEATAC FDC	4
OXFORD FCI	1	FORREST CITY MED FCI	4	SHERIDAN FCI	6
PEKIN FCI	12	FORT WORTH FMC	12	TERMINAL ISL FCI	7
SANDSTONE FCI	2	HOUSTON FDC	1	TUCSON FCI	5
SPRINGFIELD USMCFP	2	LA TUNA FCI	9	TUCSON USP	117
TERRE HAUTE USP	62	OAKDALE FCI	2	VICTORVILLE MED FCI	3
THOMSON ADMIN USP	49	OAKDALE FDC	6	VICTORVILLE MED II FCI	1
WASECA FCI	18	POLLOCK USP	2	VICTORVILLE USP	10
		SEAGOVILLE FCI	29		
		TEXARKANA FCI	12		

Transgender Inmate Report

Data current as of: April 2, 2022

OVERALL TRANS ASSIGNMENTS

TRN F2M	384 (28.11%)
TRN M2F	982 (71.89%)
TOTAL	1,366 (100.00%)

Age Groups

TRN F2M	18 - 25	177 (46.09%)
	26 - 35	120 (31.25%)
	36 - 45	38 (9.90%)
	46 - 55	
	56 - 65	
	66 +	
TRN M2F	18 - 25	36 (3.67%)
	26 - 35	344 (35.03%)
	36 - 45	364 (37.07%)
	46 - 55	165 (16.80%)
	56 - 65	62 (6.31%)
	66 +	11 (1.12%)

Race / Ethnicity

	TRN F2M	TRN M2F
African American-Non Hispanic	145 (37.76%)	254 (25.87%)
Asian	6 (1.56%)	5 (0.51%)
Hispanic	104 (27.08%)	126 (12.83%)
Native American	18 (4.69%)	68 (6.92%)
White-Non Hispanic	111 (28.91%)	529 (53.87%)

(b)(7)(E); (b)(7)(F)

Medical Care Level

	TRN F2M	TRN M2F
SCRN1	7 (1.83%)	2 (0.20%)
CARE1	231 (60.31%)	448 (45.76%)
CARE2	127 (33.16%)	486 (49.64%)
CARE3	12 (3.13%)	20 (2.04%)
CARE4	1 (0.26%)	9 (0.92%)
SCRN2	5 (1.31%)	13 (1.33%)
SCRN3		1 (0.10%)

Mental Health Care Level

	TRN F2M	TRN M2F
SCRN4-MH	1 (0.26%)	1 (0.10%)
SCRN2-MH	2 (0.52%)	7 (0.72%)
STDY4-MH	1 (0.26%)	1 (0.10%)
CARE1-MH	330 (85.94%)	754 (77.18%)
CARE2-MH	49 (12.76%)	161 (16.48%)
CARE3-MH	1 (0.26%)	50 (5.12%)
CARE4-MH		1 (0.10%)
SCRN3-MH		1 (0.10%)
STDY3-MH		1 (0.10%)

Inmate Security Level

	TRN F2M	TRN M2F
HIGH	3 (0.78%)	378 (38.49%)
MEDIUM		335 (34.11%)
LOW	282 (73.44%)	250 (25.46%)
MINIMUM	94 (24.48%)	11 (1.12%)
UNASSG	5 (1.30%)	8 (0.81%)

Disciplinary History

TRN	None	186
F2M	Any 100 Level in Past 10 Yrs	50
	Two+ 200 Level Past 2 Years	
	One 200 Level Past 2 Years	49
	Two+ 300 Level Past Year	
	One 300 Level Past Year	32
	Two+ 400 Level Past Year	
	One 400 Level Past Year	5
TRN	None	
M2F	Any 100 Level in Past 10 Yrs	422
	Two+ 200 Level Past 2 Years	46
	One 200 Level Past 2 Years	
	Two+ 300 Level Past Year	24
	One 300 Level Past Year	
	Two+ 400 Level Past Year	1
	One 400 Level Past Year	

Offenses

TRN F2M	No Information	5.21%
	01-DRUGS	50.26%
	02-WEAPONS/EXPLOSIVES	16.41%
	03-HOMICIDE/AGG ASSAULT	7.55%
	04-BURGLARY/LARCENY	4.17%
	05-COUNTERFEIT/EMBEZZLEMENT	0.52%
	06-COURT/CORRECTIONS	0.52%
	07-IMMIGRATION	2.60%
	08-FRAUD/BRIBERY/EXTORTION	4.95%
	09-SEX OFFENSES	4.43%
	11-ROBBERY	2.60%
	13-MISCELLANEOUS	0.78%
TRN M2F	No Information	5.30%
	01-DRUGS	11.00%
	02-WEAPONS/EXPLOSIVES	12.22%
	03-HOMICIDE/AGG ASSAULT	7.33%
	04-BURGLARY/LARCENY	3.77%
	06-COURT/CORRECTIONS	0.41%
	07-IMMIGRATION	1.12%
	08-FRAUD/BRIBERY/EXTORTION	3.67%
	09-SEX OFFENSES	47.05%
	11-ROBBERY	7.33%
	13-MISCELLANEOUS	0.81%

Percent of A-DES TRANS & Non-TRANS in Restrictive Housing

TRANS Assignment (12.13%)	
No TRANS Assignment (6.11%)	

Transgender Inmate Report Data current as of: April 2, 2022

Location by Region Total Institutions with Transgender Inmates: 102

NER		MXR		SER	
TRN F2M	TRN M2F	TRN F2M	TRN M2F	TRN F2M	TRN M2F
ALLENWOOD LOW FCI	6	ALDERSON FPC	5	ALICEVILLE FCL	23
ALLENWOOD MED FCI	2	ASHLAND FCI	1	ATLANTA USP	1
ALLENWOOD USP	7	BECKLEY FCI	3	BENNETTSVILLE FCI	6
BERLIN FCI	1	BIG SANDY USP	2	COLEMAN I USP	10
CANAAN USP	3	BUTNER FMC	3	COLEMAN II USP	52
DANBURY FCI	1 12	BUTNER LOW FCI	3	COLEMAN LOW FCI	4
DEVENS FMC	12	BUTNER MED FCI	1 15	COLEMAN MED FCI	5
ELKTON FCI	13	BUTNER MED II FCI	6	EDGEFIELD FCI	8
FAIRTON FCI	21	CUMBERLAND FCI	6	JESUP FCI	10
FORT DIX FCI	16	GILMER FCI	9	MARIANNA FCI	6 25
LEWISBURG USP	9	HAZELTON FCI	29 1 5	MIAMI FCI	2
LORETTO FCI	5	HAZELTON USP	7	MIAMI FDC	1
MCKEAN FCI	2	LEE USP	6	TALLADEGA FCI	6
OTISVILLE FCI	7	LEXINGTON FMC	1 4	TALLAHASSEE FCI	68
PHILADELPHIA FDC	3	MCCREARY USP	5	WILLIAMSBURG FCI	10
RAY BROOK FCI	1	MCDOWELL FCI	3	YAZOO CITY FCI	1
SCHUYLKILL FCI	4	MEMPHIS FCI	3	YAZOO CITY USP	2
		PETERSBURG FCI	5		
		PETERSBURG MED FCI	37		

Transgender Inmate Report Data current as of: April 2, 2022

Location by Region Total Institutions with Transgender Inmates: 102

NCR		SCR		WXR	
TRN F2M	TRN M2F	TRN F2M	TRN M2F	TRN F2M	TRN M2F
ENGLEWOOD FCI	12	BASTROP FCI	4	ATWATER USP	15
FLORENCE ADMAX USP	1	BEAUMONT LOW FCI	4	DUBLIN FCI	52
FLORENCE FCI	1	BEAUMONT MED FCI	1	HERLONG FCI	2
FLORENCE HIGH USP	7	BEAUMONT USP	5	HONOLULU FDC	2
GREENVILLE FCI	7	BIG SPRING FCI	6	LOMPOC FCI	3
LEAVENWORTH USP	2	BRYAN FPC	6	LOMPOC USP	5
MARION USP	31	CARSWELL FMC	53	PHOENIX FCI	7
MILAN FCI	5	EL RENO FCI	2	SAFFORD FCI	1
OXFORD FCI	1	FORREST CITY FCI	1	SEATAC FDC	6
PEKIN FCI	7	FORREST CITY MED FCI	3	SHERIDAN FCI	4
SANDSTONE FCI	2	FORT WORTH FMC	13	TERMINAL ISL FCI	7
SPRINGFIELD USMCFP	2	HOUSTON FDC	1	TUCSON FCI	4
TERRE HAUTE USP	68	LA TUNA FCI	7	TUCSON USP	116
THOMSON ADMIN USP	48	OAKDALE FCI	2	VICTORVILLE MED FCI	3
WASECA FCI	20	OAKDALE FDC	6	VICTORVILLE MED II FCI	1
		POLLOCK USP	3	VICTORVILLE USP	11
		SEAGOVILLE FCI	28		
		TEXARKANA FCI	12		

Transgender Inmate Report

Data current as of: April 30, 2022

OVERALL TRANS ASSIGNMENTS

TRN F2M	385 (27.96%)
TRN M2F	992 (72.04%)
TOTAL	1,377 (100.00%)

Age Groups

TRN F2M	18 - 25	182 (47.27%)
	26 - 35	120 (31.17%)
	36 - 45	37 (9.61%)
	46 - 55	1 (0.26%)
	56 - 65	
	66 +	
TRN M2F	18 - 25	39 (3.93%)
	26 - 35	341 (34.38%)
	36 - 45	374 (37.70%)
	46 - 55	166 (16.73%)
	56 - 65	61 (6.15%)
	66 +	11 (1.11%)

Race / Ethnicity

	TRN F2M	TRN M2F
African American-Non Hispanic	143 (37.14%)	254 (25.60%)
Asian	5 (1.30%)	6 (0.60%)
Hispanic	104 (27.01%)	128 (12.90%)
Native American	18 (4.68%)	70 (7.06%)
White-Non Hispanic	115 (29.87%)	534 (53.83%)

(b)(7)(E); (b)(7)(F)

Medical Care Level

	TRN F2M	TRN M2F
SCRN1	10 (2.62%)	3 (0.30%)
CARE1	228 (59.69%)	451 (45.60%)
CARE2	124 (32.46%)	494 (49.95%)
CARE3	12 (3.14%)	21 (2.12%)
CARE4	1 (0.26%)	7 (0.71%)
SCRN2	7 (1.83%)	11 (1.11%)
SCRN3		1 (0.10%)
SCRN4		1 (0.10%)

Mental Health Care Level

	TRN F2M	TRN M2F
SCRN4-MH	2 (0.52%)	1 (0.10%)
SCRN2-MH	2 (0.52%)	4 (0.41%)
STDY4-MH	2 (0.52%)	1 (0.10%)
CARE1-MH	335 (87.01%)	772 (78.22%)
CARE2-MH	43 (11.17%)	157 (15.91%)
CARE3-MH	1 (0.26%)	50 (5.07%)
CARE4-MH		2 (0.20%)
SCRN1-MH	1 (0.26%)	
STDY3-MH	1 (0.26%)	

Inmate Security Level

	TRN F2M	TRN M2F
HIGH	3 (0.78%)	386 (38.91%)
MEDIUM	1 (0.26%)	332 (33.47%)
LOW	283 (73.51%)	255 (25.71%)
MINIMUM	92 (23.90%)	11 (1.11%)
UNASSG	6 (1.56%)	8 (0.81%)

Disciplinary History

TRN	None	183
F2M	Any 100 Level in Past 10 Yrs	54
	Two+ 200 Level Past 2 Years	
	One 200 Level Past 2 Years	51
	Two+ 300 Level Past Year	
	One 300 Level Past Year	32
	Two+ 400 Level Past Year	
	One 400 Level Past Year	5
TRN	None	
M2F	Any 100 Level in Past 10 Yrs	428
	Two+ 200 Level Past 2 Years	47
	One 200 Level Past 2 Years	
	Two+ 300 Level Past Year	24
	One 300 Level Past Year	
	Two+ 400 Level Past Year	1
	One 400 Level Past Year	

Offenses

TRN F2M	No Information	4.42%
	01-DRUGS	50.65%
	02-WEAPONS/EXPLOSIVES	16.88%
	03-HOMICIDE/AGG ASSAULT	7.53%
	04-BURGLARY/LARCENY	4.16%
	06-COURT/CORRECTIONS	0.52%
	07-IMMIGRATION	2.86%
	08-FRAUD/BRIBERY/EXTORTION	5.19%
	09-SEX OFFENSES	4.68%
	11-ROBBERY	2.60%
	13-MISCELLANEOUS	0.52%
TRN M2F	No Information	5.34%
	01-DRUGS	10.99%
	02-WEAPONS/EXPLOSIVES	12.30%
	03-HOMICIDE/AGG ASSAULT	7.46%
	04-BURGLARY/LARCENY	3.93%
	06-COURT/CORRECTIONS	0.30%
	07-IMMIGRATION	1.01%
	08-FRAUD/BRIBERY/EXTORTION	3.63%
	09-SEX OFFENSES	46.88%
	11-ROBBERY	7.46%
	13-MISCELLANEOUS	0.71%

Percent of A-DES TRANS & Non-TRANS in Restrictive Housing

TRANS Assignment (12.05%)

No TRANS Assignment (6.14%)

Transgender Inmate Report

Data current as of: April 30, 2022

Location by Region Total Institutions with Transgender Inmates: 102

NER			MXR			SER		
	TRN F2M	TRN M2F		TRN F2M	TRN M2F		TRN F2M	TRN M2F
ALLENWOOD LOW FCI		6	ALDERSON FPC	6		ALICEVILLE FCL	28	
ALLENWOOD MED FCI		2	ASHLAND FCI		2	ATLANTA USP		1
ALLENWOOD USP		9	BECKLEY FCI		4	BENNETTSVILLE FCI		5
CANAAN USP		3	BIG SANDY USP		3	COLEMAN I USP		7
DANBURY FCI	1 10	3	BUTNER FMC		3	COLEMAN II USP		54
DEVENS FMC		12	BUTNER LOW FCI		2	COLEMAN LOW FCI		4
ELKTON FCI		13	BUTNER MED FCI	1	14	COLEMAN MED FCI		5
FAIRTON FCI		21	BUTNER MED II FCI		7	EDGEFIELD FCI		8
FORT DIX FCI		15	CUMBERLAND FCI		6	JESUP FCI		10
LEWISBURG USP		10	GILMER FCI		10	MARIANNA FCI	9	25
LORETTO FCI		6	HAZELTON FCI	27	1 5	MIAMI FCI		2
MCKEAN FCI		2	HAZELTON USP		6	MIAMI FDC	3	
OTISVILLE FCI		8	LEE USP		6	TALLADEGA FCI		6
PHILADELPHIA FDC	3		LEXINGTON FMC	1	4	TALLAHASSEE FCI	70	
RAY BROOK FCI		2	MANCHESTER FCI		1	WILLIAMSBURG FCI		10
SCHUYLKILL FCI		4	MCCREARY USP		4	YAZOO CITY FCI		1
			MCDOWELL FCI		3	YAZOO CITY USP		2
			MEMPHIS FCI		3			
			PETERSBURG FCI		5			
			PETERSBURG MED FCI		36			

Transgender Inmate Report Data current as of: April 30, 2022

Location by Region Total Institutions with Transgender Inmates: 102

NCR		SCR		WXR	
TRN F2M	TRN M2F	TRN F2M	TRN M2F	TRN F2M	TRN M2F
ENGLEWOOD FCI	11	BASTROP FCI	4	ATWATER USP	16
FLORENCE ADMAX USP	2	BEAUMONT LOW FCI	7	DUBLIN FCI	57
FLORENCE FCI	1	BEAUMONT MED FCI	1	HERLONG FCI	1
FLORENCE HIGH USP	7	BEAUMONT USP	6	HONOLULU FDC	2
GREENVILLE FCI	6	BIG SPRING FCI	6	LOMPOC FCI	3
LEAVENWORTH USP	2	BRYAN FPC	4	LOMPOC USP	4
MARION USP	29	CARSWELL FMC	51	PHOENIX FCI	1
MILAN FCI	5	EL RENO FCI	1	SAFFORD FCI	1
OXFORD FCI	1	FORREST CITY FCI	1	SEATAC FDC	5
PEKIN FCI	9	FORREST CITY MED FCI	4	SHERIDAN FCI	5
SANDSTONE FCI	2	FORT WORTH FMC	13	TERMINAL ISL FCI	7
SPRINGFIELD USMCFP	2	HOUSTON FDC	1	TUCSON FCI	4
TERRE HAUTE USP	74	LA TUNA FCI	7	TUCSON USP	119
THOMSON ADMIN USP	46	OAKDALE FCI	2	VICTORVILLE MED FCI	3
WASECA FCI	21	OAKDALE FDC	7	VICTORVILLE MED II FCI	1
		POLLOCK USP	2	VICTORVILLE USP	10
		SEAGOVILLE FCI	31		
		TEXARKANA FCI	11		

Transgender Inmate Report

Data current as of: May 28, 2022

OVERALL TRANS ASSIGNMENTS

TRN F2M	387 (27.52%)
TRN M2F	1,019 (72.48%)
TOTAL	1,406 (100.00%)

Age Groups

TRN F2M	18-25	185 (47.80%)
	26-35	120 (31.01%)
	36-45	39 (10.08%)
	46-55	
	56-65	
TRN M2F	18-25	40 (3.93%)
	26-35	353 (34.64%)
	36-45	378 (37.10%)
	46-55	174 (17.08%)
	56-65	63 (6.18%)
	66+	11 (1.08%)

Race / Ethnicity

	TRN F2M	TRN M2F
African American-Non Hispanic	144 (37.21%)	267 (26.20%)
Asian	7 (1.81%)	5 (0.49%)
Hispanic	100 (25.84%)	128 (12.56%)
Native American	18 (4.65%)	67 (6.58%)
White-Non Hispanic	118 (30.49%)	552 (54.17%)

(b)(7)(E); (b)(7)(F)

Medical Care Level

	TRN F2M	TRN M2F
SCRN1	11 (2.86%)	3 (0.30%)
CARE1	230 (59.90%)	469 (46.16%)
CARE2	122 (31.77%)	501 (49.31%)
CARE3	12 (3.13%)	19 (1.87%)
CARE4	1 (0.26%)	10 (0.98%)
SCRN2	8 (2.08%)	14 (1.38%)

Mental Health Care Level

	TRN F2M	TRN M2F
SCRN2-MH	3 (0.78%)	3 (0.30%)
STDY4-MH	2 (0.52%)	2 (0.20%)
CARE1-MH	337 (87.31%)	787 (77.69%)
CARE2-MH	42 (10.88%)	165 (16.29%)
CARE3-MH	1 (0.26%)	53 (5.23%)
CARE4-MH		2 (0.20%)
STDY3-MH	1 (0.26%)	1 (0.10%)

Inmate Security Level

	TRN F2M	TRN M2F
HIGH	1 (0.26%)	396 (38.86%)
MEDIUM	1 (0.26%)	342 (33.56%)
LOW	284 (73.39%)	261 (25.61%)
MINIMUM	95 (24.55%)	11 (1.08%)
UNASSG	6 (1.55%)	9 (0.88%)

Disciplinary History

TRN	None	182
F2M	Any 100 Level in Past 10 Yrs	56
	Two+ 200 Level Past 2 Years	
	One 200 Level Past 2 Years	51
	Two+ 300 Level Past Year	
	One 300 Level Past Year	33
	Two+ 400 Level Past Year	
	One 400 Level Past Year	4
TRN	None	
M2F	Any 100 Level in Past 10 Yrs	445
	Two+ 200 Level Past 2 Years	47
	One 200 Level Past 2 Years	
	Two+ 300 Level Past Year	24
	One 300 Level Past Year	
	Two+ 400 Level Past Year	1
	One 400 Level Past Year	

Offenses

TRN F2M	No Information	4.13%
		0.26%
	01-DRUGS	50.90%
	02-WEAPONS/EXPLOSIVES	17.05%
	03-HOMICIDE/AGG ASSAULT	7.24%
	04-BURGLARY/LARCENY	4.13%
	06-COURT/CORRECTIONS	0.52%
	07-IMMIGRATION	2.84%
	08-FRAUD/BRIBERY/EXTORTION	5.17%
	09-SEX OFFENSES	4.65%
	11-ROBBERY	2.58%
	13-MISCELLANEOUS	0.52%
TRN M2F	No Information	4.51%
		0.29%
	01-DRUGS	11.38%
	02-WEAPONS/EXPLOSIVES	12.56%
	03-HOMICIDE/AGG ASSAULT	7.36%
	04-BURGLARY/LARCENY	4.12%
	06-COURT/CORRECTIONS	0.29%
	07-IMMIGRATION	0.98%
	08-FRAUD/BRIBERY/EXTORTION	3.63%
	09-SEX OFFENSES	46.81%
	11-ROBBERY	7.36%
	13-MISCELLANEOUS	0.69%

Percent of A-DES TRANS & Non-TRANS in Restrictive Housing

TRANS Assignment	(11.60%)
No TRANS Assignment	(6.25%)

Transgender Inmate Report

Data current as of: May 28, 2022

Location by Region Total Institutions with Transgender Inmates: 103

NER		MXR		SER	
TRN F2M	TRN M2F	TRN F2M	TRN M2F	TRN F2M	TRN M2F
ALLENWOOD LOW FCI	6	ALDERSON FPC	6	ALICEVILLE FCL	31
ALLENWOOD MED FCI	3	ASHLAND FCI	3	ATLANTA USP	1
ALLENWOOD USP	8	BECKLEY FCI	3	BENNETTSVILLE FCI	5
BERLIN FCI	1	BIG SANDY USP	2	COLEMAN I USP	7
CANAAN USP	4	BUTNER FMC	3	COLEMAN II USP	56
DANBURY FCI	1 8	BUTNER LOW FCI	4	COLEMAN LOW FCI	4
DEVENS FMC	13	BUTNER MED FCI	1 17	COLEMAN MED FCI	5
ELKTON FCI	13	BUTNER MED II FCI	8	EDGEFIELD FCI	8
FAIRTON FCI	21	CUMBERLAND FCI	6	JESUP FCI	10
FORT DIX FCI	16	GILMER FCI	9	MARIANNA FCI	9 26
LEWISBURG USP	15	HAZELTON FCI	27 1 5	MIAMI FCI	1
LORETTO FCI	6	HAZELTON USP	9	MIAMI FDC	3
MCKEAN FCI	3	LEE USP	7	TALLADEGA FCI	6
OTISVILLE FCI	6	LEXINGTON FMC	3	TALLAHASSEE FCI	71
PHILADELPHIA FDC	3	MCCREARY USP	7	WILLIAMSBURG FCI	9
RAY BROOK FCI	1	MCDOWELL FCI	4	YAZOO CITY FCI	1
SCHUYLKILL FCI	4	MEMPHIS FCI	3	YAZOO CITY MED FCI	1
		PETERSBURG FCI	5	YAZOO CITY USP	2
		PETERSBURG MED FCI	41		

Transgender Inmate Report Data current as of: May 28, 2022

Location by Region Total Institutions with Transgender Inmates: 103

NCR		SCR		WXR	
TRN F2M	TRN M2F	TRN F2M	TRN M2F	TRN F2M	TRN M2F
ENGLEWOOD FCI	11	BASTROP FCI	4	ATWATER USP	16
FLORENCE ADMAX USP	2	BEAUMONT LOW FCI	7	DUBLIN FCI	54
FLORENCE FCI	2	BEAUMONT MED FCI	1	HERLONG FCI	1
FLORENCE HIGH USP	8	BEAUMONT USP	6	HONOLULU FDC	2
GREENVILLE FCI	6	BIG SPRING FCI	7	LOMPOC FCI	2
LEAVENWORTH USP	2	BRYAN FPC	2	LOMPOC USP	3
MARION USP	30	CARSWELL FMC	49	PHOENIX FCI	1
MILAN FCI	5	EL RENO FCI	1	SAFFORD FCI	1
OXFORD FCI	1	FORREST CITY FCI	2	SEATAC FDC	5
PEKIN FCI	9	FORREST CITY MED FCI	4	SHERIDAN FCI	5
SANDSTONE FCI	3	FORT WORTH FMC	11	TERMINAL ISL FCI	8
SPRINGFIELD USMCFP	4	HOUSTON FDC	1	TUCSON FCI	3
TERRE HAUTE USP	72	LA TUNA FCI	7	TUCSON USP	118
THOMSON ADMIN USP	47	OAKDALE FCI	2	VICTORVILLE MED FCI	1
WASECA FCI	22	OAKDALE FDC	7	VICTORVILLE MED II FCI	2
		POLLOCK USP	2	VICTORVILLE USP	8
		SEAGOVILLE FCI	32		
		TEXARKANA FCI	11		

Transgender Inmate Report

Data current as of: June 30, 2022

OVERALL TRANS ASSIGNMENTS

TRN F2M	397 (27.82%)
TRN M2F	1,030 (72.18%)
TOTAL	1,427 (100.00%)

Age Groups

TRN F2M	18 - 25	193 (48.61%)
	26 - 35	123 (30.98%)
	36 - 45	41 (10.33%)
	46 - 55	
	56 - 65	
TRN M2F	18 - 25	38 (3.69%)
	26 - 35	353 (34.27%)
	36 - 45	387 (37.57%)
	46 - 55	176 (17.09%)
	56 - 65	65 (6.31%)
	66 +	11 (1.07%)

Race / Ethnicity

	TRN F2M	TRN M2F
African American-Non Hispanic	152 (38.29%)	276 (26.80%)
Asian	6 (1.51%)	5 (0.49%)
Hispanic	98 (24.69%)	130 (12.62%)
Native American	16 (4.03%)	64 (6.21%)
White-Non Hispanic	125 (31.49%)	555 (53.88%)

(b)(7)(E); (b)(7)(F)

Medical Care Level

	TRN F2M	TRN M2F
SCRN1	5 (1.27%)	3 (0.29%)
CARE1	217 (55.08%)	475 (46.25%)
CARE2	154 (39.09%)	503 (48.98%)
CARE3	9 (2.28%)	20 (1.95%)
CARE4	1 (0.25%)	10 (0.97%)
SCRN2	6 (1.52%)	16 (1.56%)
SCRN4	2 (0.51%)	

Mental Health Care Level

	TRN F2M	TRN M2F
SCRN2-MH	1 (0.25%)	6 (0.59%)
STDY4-MH	1 (0.25%)	2 (0.20%)
CARE1-MH	352 (88.89%)	793 (77.52%)
CARE2-MH	40 (10.10%)	167 (16.32%)
CARE3-MH	1 (0.25%)	51 (4.99%)
CARE4-MH		3 (0.29%)
STDY3-MH	1 (0.25%)	1 (0.10%)

Inmate Security Level

	TRN F2M	TRN M2F
HIGH	1 (0.25%)	406 (39.42%)
MEDIUM	1 (0.25%)	334 (32.43%)
LOW	296 (74.56%)	268 (26.02%)
MINIMUM	93 (23.43%)	11 (1.07%)
UNASSG	6 (1.51%)	11 (1.07%)

Disciplinary History

TRN	None	185
F2M	Any 100 Level in Past 10 Yrs	59
	Two+ 200 Level Past 2 Years	
	One 200 Level Past 2 Years	51
	Two+ 300 Level Past Year	
	One 300 Level Past Year	35
	Two+ 400 Level Past Year	
	One 400 Level Past Year	4
TRN	None	
M2F	Any 100 Level in Past 10 Yrs	447
	Two+ 200 Level Past 2 Years	45
	One 200 Level Past 2 Years	
	Two+ 300 Level Past Year	25
	One 300 Level Past Year	
	Two+ 400 Level Past Year	
	One 400 Level Past Year	3

Offenses

TRN F2M	No Information	3.53%
	01-DRUGS	51.13%
	02-WEAPONS/EXPLOSIVES	17.38%
	03-HOMICIDE/AGG ASSAULT	7.05%
	04-BURGLARY/LARCENY	3.78%
	06-COURT/CORRECTIONS	0.50%
	07-IMMIGRATION	2.77%
	08-FRAUD/BRIBERY/EXTORTION	5.29%
	09-SEX OFFENSES	5.04%
	11-ROBBERY	2.77%
	13-MISCELLANEOUS	0.50%
	UNCATEGORIZED	0.25%
TRN M2F	No Information	4.85%
	01-DRUGS	11.07%
	02-WEAPONS/EXPLOSIVES	12.43%
	03-HOMICIDE/AGG ASSAULT	7.38%
	04-BURGLARY/LARCENY	4.47%
	06-COURT/CORRECTIONS	0.29%
	07-IMMIGRATION	0.87%
	08-FRAUD/BRIBERY/EXTORTION	3.59%
	09-SEX OFFENSES	46.60%
	11-ROBBERY	7.48%
	13-MISCELLANEOUS	0.68%
	UNCATEGORIZED	0.29%

Percent of A-DES TRANS & Non-TRANS in Restrictive Housing

TRANS Assignment (11.89%)	
No TRANS Assignment (6.34%)	

Transgender Inmate Report

Data current as of: June 30, 2022

Location by Region Total Institutions with Transgender Inmates: 100

NER			MXR			SER		
	TRN F2M	TRN M2F		TRN F2M	TRN M2F		TRN F2M	TRN M2F
ALLENWOOD LOW FCI		6	ALDERSON FPC	5		ALICEVILLE FCL	39	
ALLENWOOD MED FCI		4	ASHLAND FCI		3	ATLANTA USP		1
ALLENWOOD USP		9	BECKLEY FCI		3	BENNETTSVILLE FCI		4
BERLIN FCI		1	BIG SANDY USP		3	COLEMAN I USP		8
CANAAN USP		4	BUTNER FMC		2	COLEMAN II USP		57
DANBURY FCI	1	7	BUTNER LOW FCI		4	COLEMAN LOW FCI		4
DEVENS FMC		15	BUTNER MED FCI	1	14	COLEMAN MED FCI		5
ELKTON FCI		12	BUTNER MED II FCI		10	EDGEFIELD FCI		8
FAIRTON FCI		19	CUMBERLAND FCI		6	JESUP FCI		11
FORT DIX FCI		16	GILMER FCI		9	MARIANNA FCI	10	25
LEWISBURG USP		14	HAZELTON FCI	27	1	MIAMI FCI		1
LORETTO FCI		7	HAZELTON USP		7	MIAMI FDC	3	
MCKEAN FCI		3	LEE USP		6	TALLADEGA FCI		7
OTISVILLE FCI		5	LEXINGTON FMC		3	TALLAHASSEE FCI	74	
PHILADELPHIA FDC	2		MCCREARY USP		7	WILLIAMSBURG FCI		8
SCHUYLKILL FCI		4	MCDOWELL FCI		5	YAZOO CITY FCI		1
			MEMPHIS FCI		4	YAZOO CITY USP		2
			PETERSBURG FCI		5			
			PETERSBURG MED FCI		41			

Transgender Inmate Report Data current as of: June 30, 2022

Location by Region Total Institutions with Transgender Inmates: 100

NCR		SCR		WXR	
TRN F2M	TRN M2F	TRN F2M	TRN M2F	TRN F2M	TRN M2F
ENGLEWOOD FCI	11	BASTROP FCI	4	ATWATER USP	16
FLORENCE ADMAX USP	2	BEAUMONT LOW FCI	6	DUBLIN FCI	52
FLORENCE FCI	2	BEAUMONT USP	6	HERLONG FCI	1
FLORENCE HIGH USP	9	BIG SPRING FCI	6	HONOLULU FDC	2
GREENVILLE FCI	4	BRYAN FPC	2	LOMPOC FCI	1
LEAVENWORTH USP	2	CARSWELL FMC	46	LOMPOC USP	4
MARION USP	29	EL RENO FCI	1	PHOENIX FCI	1
MILAN FCI	5	FORREST CITY FCI	2	SAFFORD FCI	1
OXFORD FCI	1	FORREST CITY MED FCI	5	SEATAC FDC	5
PEKIN FCI	9	FORT WORTH FMC	11	SHERIDAN FCI	5
SANDSTONE FCI	2	HOUSTON FDC	1	TERMINAL ISL FCI	9
SPRINGFIELD USMCFP	4	LA TUNA FCI	7	TUCSON FCI	3
TERRE HAUTE USP	76	OAKDALE FCI	2	TUCSON USP	124
THOMSON ADMIN USP	45	OAKDALE FDC	9	VICTORVILLE MED FCI	1
WASECA FCI	24	POLLOCK USP	2	VICTORVILLE MED II FCI	1
		SEAGOVILLE FCI	32	VICTORVILLE USP	10
		TEXARKANA FCI	11		

Transgender Inmate Report

Data current as of: July 30, 2022

OVERALL TRANS ASSIGNMENTS

TRN F2M	405 (27.74%)
TRN M2F	1,055 (72.26%)
TOTAL	1,460 (100.00%)

Age Groups

TRN F2M	18 - 25	200 (49.38%)
	26 - 35	124 (30.62%)
	36 - 45	42 (10.37%)
	46 - 55	
	56 - 65	
TRN M2F	18 - 25	38 (3.60%)
	26 - 35	355 (33.65%)
	36 - 45	409 (38.77%)
	46 - 55	178 (16.87%)
	56 - 65	65 (6.16%)
	66 +	10 (0.95%)

Race / Ethnicity

	TRN F2M	TRN M2F
African American-Non Hispanic	156 (38.52%)	280 (26.54%)
Asian	5 (1.23%)	4 (0.38%)
Hispanic	99 (24.44%)	135 (12.80%)
Native American	17 (4.20%)	71 (6.73%)
White-Non Hispanic	128 (31.60%)	565 (53.55%)

(b)(7)(E); (b)(7)(F)

Medical Care Level

	TRN F2M	TRN M2F
SCRN1	5 (1.24%)	2 (0.19%)
CARE1	222 (55.22%)	488 (46.39%)
CARE2	157 (39.05%)	513 (48.76%)
CARE3	9 (2.24%)	22 (2.09%)
CARE4	1 (0.25%)	9 (0.86%)
SCRN2	7 (1.74%)	17 (1.62%)
SCRN4	1 (0.25%)	1 (0.10%)

Mental Health Care Level

	TRN F2M	TRN M2F
SCRN4-MH	1 (0.25%)	2 (0.19%)
SCRN2-MH	2 (0.50%)	7 (0.67%)
STDY4-MH	1 (0.25%)	2 (0.19%)
CARE1-MH	360 (89.11%)	808 (77.10%)
CARE2-MH	38 (9.41%)	173 (16.51%)
CARE3-MH	1 (0.25%)	52 (4.96%)
CARE4-MH		2 (0.19%)
SCRN1-MH		1 (0.10%)
STDY3-MH	1 (0.25%)	1 (0.10%)

Inmate Security Level

	TRN F2M	TRN M2F
HIGH	1 (0.25%)	413 (39.15%)
MEDIUM	1 (0.25%)	346 (32.80%)
LOW	305 (75.31%)	273 (25.88%)
MINIMUM	93 (22.96%)	12 (1.14%)
UNASSG	5 (1.23%)	11 (1.04%)

Disciplinary History

TRN	None	193
F2M	Any 100 Level in Past 10 Yrs	59
	Two+ 200 Level Past 2 Years	
	One 200 Level Past 2 Years	52
	Two+ 300 Level Past Year	
	One 300 Level Past Year	35
	Two+ 400 Level Past Year	
	One 400 Level Past Year	4
TRN	None	
M2F	Any 100 Level in Past 10 Yrs	466
	Two+ 200 Level Past 2 Years	42
	One 200 Level Past 2 Years	
	Two+ 300 Level Past Year	26
	One 300 Level Past Year	
	Two+ 400 Level Past Year	3
	One 400 Level Past Year	

Offenses

TRN F2M	No Information	2.96%
	01-DRUGS	52.10%
	02-WEAPONS/EXPLOSIVES	17.28%
	03-HOMICIDE/AGG ASSAULT	7.16%
	04-BURGLARY/LARCENY	3.70%
	05-COUNTERFEIT/EMBEZZLEMENT	0.25%
	06-COURT/CORRECTIONS	0.49%
	07-IMMIGRATION	2.96%
	08-FRAUD/BRIBERY/EXTORTION	4.94%
	09-SEX OFFENSES	4.94%
	11-ROBBERY	2.72%
	13-MISCELLANEOUS	0.49%
TRN M2F	No Information	4.83%
	01-DRUGS	11.47%
	02-WEAPONS/EXPLOSIVES	12.51%
	03-HOMICIDE/AGG ASSAULT	7.58%
	04-BURGLARY/LARCENY	4.45%
	06-COURT/CORRECTIONS	0.47%
	07-IMMIGRATION	0.76%
	08-FRAUD/BRIBERY/EXTORTION	3.60%
	09-SEX OFFENSES	46.16%
	11-ROBBERY	7.49%
	13-MISCELLANEOUS	0.66%

Percent of A-DES TRANS & Non-TRANS in Restrictive Housing

TRANS Assignment	(12.74%)
No TRANS Assignment	(6.46%)

Transgender Inmate Report

Data current as of: July 30, 2022

Location by Region Total Institutions with Transgender Inmates: 99

NER			MXR			SER		
	TRN F2M	TRN M2F		TRN F2M	TRN M2F		TRN F2M	TRN M2F
ALLENWOOD LOW FCI		6	ALDERSON FPC	5		ALICEVILLE FCL	48	
ALLENWOOD MED FCI		4	ASHLAND FCI		4	ATLANTA USP		2
ALLENWOOD USP		10	BECKLEY FCI		3	BENNETTSVILLE FCI		4
CANAAN USP		5	BIG SANDY USP		3	COLEMAN I USP		9
DANBURY FCI	1	8	BUTNER FMC		3	COLEMAN II USP		57
DEVENS FMC		15	BUTNER LOW FCI		3	COLEMAN LOW FCI		4
ELKTON FCI		13	BUTNER MED FCI	1	17	COLEMAN MED FCI		6
FAIRTON FCI		18	BUTNER MED II FCI		10	EDGEFIELD FCI		7
FORT DIX FCI		15	CUMBERLAND FCI		6	JESUP FCI		11
LEWISBURG USP		13	GILMER FCI		8	MARIANNA FCI	9	27
LORETTO FCI		8	HAZELTON FCI	26	1	MIAMI FCI		1
MCKEAN FCI		3	HAZELTON USP		7	MIAMI FDC	3	
OTISVILLE FCI		5	LEE USP		7	TALLADEGA FCI		7
PHILADELPHIA FDC	2		LEXINGTON FMC		4	TALLAHASSEE FCI	74	
SCHUYLKILL FCI		5	MANCHESTER FCI		1	WILLIAMSBURG FCI		8
			MCCREARY USP		8	YAZOO CITY FCI		1
			MCDOWELL FCI		4	YAZOO CITY MED FCI		1
			MEMPHIS FCI		5			
			PETERSBURG FCI		5			
			PETERSBURG MED FCI		42			

Transgender Inmate Report Data current as of: July 30, 2022

Location by Region Total Institutions with Transgender Inmates: 99

NCR		SCR		WXR	
TRN F2M	TRN M2F	TRN F2M	TRN M2F	TRN F2M	TRN M2F
ENGLEWOOD FCI	13	BASTROP FCI	3	ATWATER USP	14
FLORENCE ADMAX USP	2	BEAUMONT LOW FCI	6	DUBLIN FCI	53
FLORENCE FCI	2	BEAUMONT USP	8	HONOLULU FDC	2
FLORENCE HIGH USP	8	BIG SPRING FCI	6	LOMPOC FCI	2
GREENVILLE FCI	3	BRYAN FPC	5	LOMPOC USP	4
LEAVENWORTH USP	2	CARSWELL FMC	47	MENDOTA MED FCI	1
MARION USP	31	EL RENO FCI	1	PHOENIX FCI	5
MILAN FCI	5	FORREST CITY FCI	2	SAFFORD FCI	1
PEKIN FCI	9	FORREST CITY MED FCI	4	SEATAC FDC	5
SANDSTONE FCI	3	FORT WORTH FMC	10	SHERIDAN FCI	6
SPRINGFIELD USMCFP	4	HOUSTON FDC	2	TERMINAL ISL FCI	10
TERRE HAUTE USP	79	LA TUNA FCI	5	TUCSON FCI	3
THOMSON ADMIN USP	44	OAKDALE FCI	2	TUCSON USP	123
WASECA FCI	27	OAKDALE FDC	9	VICTORVILLE MED FCI	1
		POLLOCK USP	2	VICTORVILLE MED II FCI	1
		SEAGOVILLE FCI	33	VICTORVILLE USP	9
		TEXARKANA FCI	10		

Transgender Inmate Report

Data current as of: August 27, 2022

OVERALL TRANS ASSIGNMENTS

TRN F2M	408 (27.51%)
TRN M2F	1,075 (72.49%)
TOTAL	1,483 (100.00%)

Age Groups

TRN F2M	18 - 25	201 (49.26%)
	26 - 35	126 (30.88%)
	36 - 45	42 (10.29%)
	46 - 55	
	56 - 65	
TRN M2F	18 - 25	41 (3.81%)
	26 - 35	364 (33.86%)
	36 - 45	413 (38.42%)
	46 - 55	182 (16.93%)
	56 - 65	65 (6.05%)
	66 +	10 (0.93%)

Race / Ethnicity

	TRN F2M	TRN M2F
African American-Non Hispanic	155 (37.99%)	285 (26.51%)
Asian	5 (1.23%)	5 (0.47%)
Hispanic	100 (24.51%)	136 (12.65%)
Native American	17 (4.17%)	71 (6.60%)
White-Non Hispanic	131 (32.11%)	578 (53.77%)

(b)(7)(E); (b)(7)(F)

Medical Care Level

	TRN F2M	TRN M2F
SCRN1	6 (1.48%)	4 (0.37%)
CARE1	222 (54.68%)	503 (47.01%)
CARE2	159 (39.16%)	515 (48.13%)
CARE3	9 (2.22%)	22 (2.06%)
CARE4	1 (0.25%)	9 (0.84%)
SCRN2	8 (1.97%)	15 (1.40%)
SCRN4	1 (0.25%)	2 (0.19%)

Mental Health Care Level

	TRN F2M	TRN M2F
SCRN4-MH	1 (0.25%)	3 (0.28%)
SCRN2-MH	1 (0.25%)	8 (0.75%)
STDY4-MH	1 (0.25%)	2 (0.19%)
CARE1-MH	364 (89.43%)	822 (77.04%)
CARE2-MH	36 (8.85%)	175 (16.40%)
CARE3-MH	2 (0.49%)	52 (4.87%)
CARE4-MH		2 (0.19%)
SCRN1-MH	1 (0.25%)	2 (0.19%)
STDY3-MH	1 (0.25%)	1 (0.09%)

Inmate Security Level

	TRN F2M	TRN M2F
HIGH	2 (0.49%)	420 (39.07%)
MEDIUM	1 (0.25%)	349 (32.47%)
LOW	307 (75.25%)	282 (26.23%)
MINIMUM	94 (23.04%)	12 (1.12%)
UNASSG	4 (0.98%)	12 (1.12%)

Disciplinary History

TRN	None	194
F2M	Any 100 Level in Past 10 Yrs	58
	Two+ 200 Level Past 2 Years	
	One 200 Level Past 2 Years	55
	Two+ 300 Level Past Year	
	One 300 Level Past Year	37
	Two+ 400 Level Past Year	
	One 400 Level Past Year	2
TRN	None	
M2F	Any 100 Level in Past 10 Yrs	463
	Two+ 200 Level Past 2 Years	43
	One 200 Level Past 2 Years	
	Two+ 300 Level Past Year	29
	One 300 Level Past Year	
	Two+ 400 Level Past Year	
	One 400 Level Past Year	2

Offenses

TRN F2M	No Information	3.68%
	01-DRUGS	52.94%
	02-WEAPONS/EXPLOSIVES	16.91%
	03-HOMICIDE/AGG ASSAULT	6.86%
	04-BURGLARY/LARCENY	3.68%
	05-COUNTERFEIT/EMBEZZLEMENT	0.25%
	06-COURT/CORRECTIONS	0.49%
	07-IMMIGRATION	2.45%
	08-FRAUD/BRIBERY/EXTORTION	4.66%
	09-SEX OFFENSES	4.90%
	11-ROBBERY	2.70%
	13-MISCELLANEOUS	0.49%
TRN M2F	No Information	4.19%
	01-DRUGS	11.91%
	02-WEAPONS/EXPLOSIVES	12.00%
	03-HOMICIDE/AGG ASSAULT	7.72%
	04-BURGLARY/LARCENY	4.37%
	06-COURT/CORRECTIONS	0.47%
	07-IMMIGRATION	0.65%
	08-FRAUD/BRIBERY/EXTORTION	3.63%
	09-SEX OFFENSES	47.07%
	11-ROBBERY	7.35%
	13-MISCELLANEOUS	0.65%

Percent of A-DES TRANS & Non-TRANS in Restrictive Housing

TRANS Assignment	(12.22%)
No TRANS Assignment	(6.43%)

Transgender Inmate Report

Data current as of: August 27, 2022

Location by Region Total Institutions with Transgender Inmates: 99

NER			MXR			SER		
	TRN F2M	TRN M2F		TRN F2M	TRN M2F		TRN F2M	TRN M2F
ALLENWOOD LOW FCI		6	ALDERSON FPC	5		ALICEVILLE FCL	53	
ALLENWOOD MED FCI		4	ASHLAND FCI		4	ATLANTA USP		2
ALLENWOOD USP		9	BECKLEY FCI		4	BENNETTSVILLE FCI		4
CANAAN USP		3	BIG SANDY USP		4	COLEMAN I USP		10
DANBURY FCI	1 10	4	BUTNER FMC		3	COLEMAN II USP		62
DEVENS FMC		16	BUTNER LOW FCI		3	COLEMAN LOW FCI		4
ELKTON FCI		13	BUTNER MED FCI	1	16	COLEMAN MED FCI		6
FAIRTON FCI		17	BUTNER MED II FCI		11	EDGEFIELD FCI		7
FORT DIX FCI		15	CUMBERLAND FCI		6	JESUP FCI		10
LEWISBURG USP		12	GILMER FCI		7	MARIANNA FCI	9	28
LORETTO FCI		7	HAZELTON FCI	27	1 7	MIAMI FCI		1
MCKEAN FCI		3	HAZELTON USP		10	MIAMI FDC	2	
OTISVILLE FCI		2	LEE USP		8	TALLADEGA FCI		7
PHILADELPHIA FDC	2		LEXINGTON FMC	1	5	TALLAHASSEE FCI	73	
SCHUYLKILL FCI		6	MANCHESTER FCI		1	WILLIAMSBURG FCI		6
			MCCREARY USP		9	YAZOO CITY FCI		1
			MCDOWELL FCI		4	YAZOO CITY MED FCI		3
			MEMPHIS FCI		6			
			PETERSBURG FCI		4			
			PETERSBURG MED FCI		46			

Transgender Inmate Report

Data current as of: August 27, 2022

Location by Region Total Institutions with Transgender Inmates: 99

NCR		SCR		WXR	
TRN F2M	TRN M2F	TRN F2M	TRN M2F	TRN F2M	TRN M2F
ENGLEWOOD FCI	14	BASTROP FCI	4	ATWATER USP	13
FLORENCE ADMAX USP	2	BEAUMONT LOW FCI	7	DUBLIN FCI	48
FLORENCE FCI	3	BEAUMONT USP	10	HONOLULU FDC	1
FLORENCE HIGH USP	7	BIG SPRING FCI	6	LOMPOC FCI	2
GREENVILLE FCI	4	BRYAN FPC	5	LOMPOC USP	4
LEAVENWORTH USP	3	CARSWELL FMC	45	MENDOTA MED FCI	1
MARION USP	30	EL RENO FCI	1	PHOENIX FCI	5
MILAN FCI	6	FORREST CITY FCI	3	SAFFORD FCI	1
PEKIN FCI	11	FORREST CITY MED FCI	5	SEATAC FDC	5
SANDSTONE FCI	3	FORT WORTH FMC	9	SHERIDAN FCI	7
SPRINGFIELD USMCFP	4	HOUSTON FDC	2	TERMINAL ISL FCI	11
TERRE HAUTE USP	80	LA TUNA FCI	5	TUCSON FCI	2
THOMSON ADMIN USP	41	OAKDALE FCI	3	TUCSON USP	122
WASECA FCI	26	OAKDALE FDC	11	VICTORVILLE MED FCI	1
		POLLOCK USP	1	VICTORVILLE MED II FCI	1
		SEAGOVILLE FCI	35	VICTORVILLE USP	9
		TEXARKANA FCI	10		

Transgender Inmate Report

Data current as of: September 30, 2022

OVERALL TRANS ASSIGNMENTS

TRN F2M	442 (28.28%)
TRN M2F	1,121 (71.72%)
TOTAL	1,563 (100.00%)

Age Groups

TRN F2M	18 - 25	214 (48.42%)
	26 - 35	137 (31.00%)
	36 - 45	45 (10.18%)
	46 - 55	
	56 - 65	
TRN M2F	18 - 25	42 (3.75%)
	26 - 35	371 (33.10%)
	36 - 45	441 (39.34%)
	46 - 55	190 (16.95%)
	56 - 65	67 (5.98%)
	66 +	10 (0.89%)

Race / Ethnicity

	TRN F2M	TRN M2F
African American-Non Hispanic	165 (37.33%)	297 (26.49%)
Asian	5 (1.13%)	5 (0.45%)
Hispanic	110 (24.89%)	143 (12.76%)
Native American	17 (3.85%)	75 (6.69%)
White-Non Hispanic	145 (32.81%)	601 (53.61%)

(b)(7)(E); (b)(7)(F)

Medical Care Level

	TRN F2M	TRN M2F
SCRN1	5 (1.14%)	4 (0.36%)
CARE1	238 (54.21%)	528 (47.35%)
CARE2	170 (38.72%)	531 (47.62%)
CARE3	10 (2.28%)	24 (2.15%)
CARE4	1 (0.23%)	10 (0.90%)
SCRN2	15 (3.42%)	17 (1.52%)
SCRN4		1 (0.09%)

Mental Health Care Level

	TRN F2M	TRN M2F
SCRN4-MH		1 (0.09%)
SCRN2-MH	3 (0.68%)	11 (0.99%)
STDY4-MH	1 (0.23%)	2 (0.18%)
CARE1-MH	396 (89.80%)	862 (77.24%)
CARE2-MH	39 (8.84%)	183 (16.40%)
CARE3-MH	1 (0.23%)	54 (4.84%)
CARE4-MH		3 (0.27%)
STDY3-MH	1 (0.23%)	

Inmate Security Level

	TRN F2M	TRN M2F
HIGH	1 (0.23%)	425 (37.91%)
MEDIUM	1 (0.23%)	373 (33.27%)
LOW	334 (75.57%)	298 (26.58%)
MINIMUM	101 (22.85%)	13 (1.16%)
UNASSG	5 (1.13%)	12 (1.07%)

Disciplinary History

TRN	None	201
F2M	Any 100 Level in Past 10 Yrs	63
	Two+ 200 Level Past 2 Years	43
	One 200 Level Past 2 Years	69
	Two+ 300 Level Past Year	24
	One 300 Level Past Year	40
	One 400 Level Past Year	
TRN	None	412
M2F	Any 100 Level in Past 10 Yrs	482
	Two+ 200 Level Past 2 Years	49
	One 200 Level Past 2 Years	95
	Two+ 300 Level Past Year	30
	One 300 Level Past Year	47
	Two+ 400 Level Past Year	5
	One 400 Level Past Year	

Offenses

TRN F2M	No Information	3.39%
	01-DRUGS	52.49%
	02-WEAPONS/EXPLOSIVES	16.52%
	03-HOMICIDE/AGG ASSAULT	6.33%
	04-BURGLARY/LARCENY	3.39%
	05-COUNTERFEIT/EMBEZZLEMENT	0.45%
	06-COURT/CORRECTIONS	0.45%
	07-IMMIGRATION	2.49%
	08-FRAUD/BRIBERY/EXTORTION	5.20%
	09-SEX OFFENSES	5.88%
	11-ROBBERY	2.71%
	13-MISCELLANEOUS	0.68%
TRN M2F	No Information	4.37%
	01-DRUGS	11.60%
	02-WEAPONS/EXPLOSIVES	12.22%
	03-HOMICIDE/AGG ASSAULT	7.67%
	04-BURGLARY/LARCENY	4.55%
	06-COURT/CORRECTIONS	0.45%
	07-IMMIGRATION	1.16%
	08-FRAUD/BRIBERY/EXTORTION	3.66%
	09-SEX OFFENSES	46.48%
	11-ROBBERY	7.14%
	13-MISCELLANEOUS	0.71%

Percent of A-DES TRANS & Non-TRANS in Restrictive Housing

TRANS Assignment	(13.51%)
No TRANS Assignment	(6.46%)

Transgender Inmate Report Data current as of: September 30, 2022

Location by Region Total Institutions with Transgender Inmates: 100

NER		MXR		SER	
TRN F2M	TRN M2F	TRN F2M	TRN M2F	TRN F2M	TRN M2F
ALLENWOOD LOW FCI	4	ALDERSON FPC	5	ALICEVILLE FCL	62
ALLENWOOD MED FCI	3	ASHLAND FCI	4	ATLANTA USP	3
ALLENWOOD USP	11	BECKLEY FCI	4	BENNETTSVILLE FCI	5
CANAAN USP	8	BIG SANDY USP	3	COLEMAN I USP	15
DANBURY FCI	1 12	BUTNER FMC	3	COLEMAN II USP	65
DEVENS FMC	17	BUTNER LOW FCI	4	COLEMAN LOW FCI	5
ELKTON FCI	15	BUTNER MED FCI	1 16	COLEMAN MED FCI	6
FAIRTON FCI	16	BUTNER MED II FCI	14	EDGEFIELD FCI	6
FORT DIX FCI	1	CUMBERLAND FCI	7	JESUP FCI	14
LEWISBURG USP	10	GILMER FCI	9	MARIANNA FCI	10 31
LORETTO FCI	7	HAZELTON FCI	31 2 7	MIAMI FCI	1
MCKEAN FCI	4	HAZELTON USP	10	MIAMI FDC	3
OTISVILLE FCI	1	LEE USP	8	TALLADEGA FCI	10
PHILADELPHIA FDC	1	LEXINGTON FMC	1 5	TALLAHASSEE FCI	89 1
SCHUYLKILL FCI	7	MANCHESTER FCI	2	WILLIAMSBURG FCI	6
		MCCREARY USP	8	YAZOO CITY FCI	1
		MCDOWELL FCI	4	YAZOO CITY MED FCI	4
		MEMPHIS FCI	7		
		PETERSBURG FCI	3		
		PETERSBURG MED FCI	52		

Transgender Inmate Report Data current as of: September 30, 2022

Location by Region Total Institutions with Transgender Inmates: 100

NCR		SCR		WXR	
TRN F2M	TRN M2F	TRN F2M	TRN M2F	TRN F2M	TRN M2F
ENGLEWOOD FCI	14	BASTROP FCI	4	ATWATER USP	15
FLORENCE ADMAX USP	1	BEAUMONT LOW FCI	7	DUBLIN FCI	48
FLORENCE FCI	4	BEAUMONT USP	12	HONOLULU FDC	1
FLORENCE HIGH USP	10	BIG SPRING FCI	7	LOMPOC FCI	2
GREENVILLE FCI	5	BRYAN FPC	6	LOMPOC USP	3
LEAVENWORTH USP	3	CARSWELL FMC	47	LOS ANGELES MDC	1
MARION USP	29	EL RENO FCI	1	MENDOTA MED FCI	1
MILAN FCI	7	FORREST CITY FCI	3	PHOENIX FCI	4
PEKIN FCI	12	FORREST CITY MED FCI	5	SAFFORD FCI	2
SANDSTONE FCI	2	FORT WORTH FMC	9	SEATAC FDC	4
SPRINGFIELD USMCFP	7	HOUSTON FDC	3	SHERIDAN FCI	7
TERRE HAUTE USP	84	LA TUNA FCI	6	TERMINAL ISL FCI	10
THOMSON ADMIN USP	39	OAKDALE FCI	3	TUCSON FCI	3
WASECA FCI	29	OAKDALE FDC	10	TUCSON USP	122
		POLLOCK USP	1	VICTORVILLE MED FCI	1
		SEAGOVILLE FCI	33	VICTORVILLE USP	8
		TEXARKANA FCI	12		
		THREE RIVERS FCI	1		

Transgender Inmate Report

Data current as of: October 29, 2022

OVERALL TRANS ASSIGNMENTS

TRN F2M	467 (29.01%)
TRN M2F	1,143 (70.99%)
TOTAL	1,610 (100.00%)

Age Groups

TRN F2M	18 - 25	224 (47.97%)
	26 - 35	145 (31.05%)
	36 - 45	48 (10.28%)
	46 - 55	
	56 - 65	
TRN M2F	18 - 25	46 (4.02%)
	26 - 35	370 (32.37%)
	36 - 45	449 (39.28%)
	46 - 55	198 (17.32%)
	56 - 65	72 (6.30%)
	66 +	8 (0.70%)

Race / Ethnicity

	TRN F2M	TRN M2F
African American-Non Hispanic	167 (35.76%)	304 (26.60%)
Asian	5 (1.07%)	6 (0.52%)
Hispanic	116 (24.84%)	145 (12.69%)
Native American	17 (3.64%)	74 (6.47%)
White-Non Hispanic	162 (34.69%)	614 (53.72%)

(b)(7)(E); (b)(7)(F)

Medical Care Level

	TRN F2M	TRN M2F
SCRN1	1 (0.22%)	4 (0.35%)
CARE1	249 (53.78%)	551 (48.46%)
CARE2	193 (41.68%)	534 (46.97%)
CARE3	9 (1.94%)	25 (2.20%)
CARE4	2 (0.43%)	9 (0.79%)
SCRN2	9 (1.94%)	14 (1.23%)

Mental Health Care Level

	TRN F2M	TRN M2F
SCRN4-MH		3 (0.26%)
SCRN2-MH	1 (0.21%)	6 (0.53%)
STDY4-MH	1 (0.21%)	1 (0.09%)
CARE1-MH	420 (90.13%)	883 (77.59%)
CARE2-MH	43 (9.23%)	184 (16.17%)
CARE3-MH		59 (5.18%)
CARE4-MH		2 (0.18%)
STDY3-MH	1 (0.21%)	

Inmate Security Level

	TRN F2M	TRN M2F
HIGH	1 (0.21%)	437 (38.23%)
MEDIUM	1 (0.21%)	375 (32.81%)
LOW	344 (73.66%)	305 (26.68%)
MINIMUM	115 (24.63%)	14 (1.22%)
UNASSG	6 (1.28%)	12 (1.05%)

Disciplinary History

TRN	None	214
F2M	Any 100 Level in Past 10 Yrs	65
	Two+ 200 Level Past 2 Years	44
	One 200 Level Past 2 Years	69
	Two+ 300 Level Past Year	26
	One 300 Level Past Year	47
	One 400 Level Past Year	2
TRN	None	419
M2F	Any 100 Level in Past 10 Yrs	494
	Two+ 200 Level Past 2 Years	48
	One 200 Level Past 2 Years	99
	Two+ 300 Level Past Year	32
	One 300 Level Past Year	48
	Two+ 400 Level Past Year	3

Offenses

TRN F2M	No Information	3.85%
	01-DRUGS	53.53%
	02-WEAPONS/EXPLOSIVES	15.63%
	03-HOMICIDE/AGG ASSAULT	6.00%
	04-BURGLARY/LARCENY	3.43%
	05-COUNTERFEIT/EMBEZZLEMENT	0.64%
	06-COURT/CORRECTIONS	0.43%
	07-IMMIGRATION	2.36%
	08-FRAUD/BRIBERY/EXTORTION	5.14%
	09-SEX OFFENSES	5.57%
	11-ROBBERY	2.57%
	13-MISCELLANEOUS	0.86%
TRN M2F	No Information	4.46%
	01-DRUGS	11.90%
	02-WEAPONS/EXPLOSIVES	12.25%
	03-HOMICIDE/AGG ASSAULT	7.61%
	04-BURGLARY/LARCENY	4.55%
	06-COURT/CORRECTIONS	0.52%
	07-IMMIGRATION	1.14%
	08-FRAUD/BRIBERY/EXTORTION	3.76%
	09-SEX OFFENSES	45.93%
	11-ROBBERY	7.26%
	13-MISCELLANEOUS	0.61%

Percent of A-DES TRANS & Non-TRANS in Restrictive Housing

TRANS Assignment	(12.06%)
No TRANS Assignment	(6.50%)

Transgender Inmate Report

Data current as of: October 29, 2022

Location by Region Total Institutions with Transgender Inmates: 101

NER			MXR			SER		
	TRN F2M	TRN M2F		TRN F2M	TRN M2F		TRN F2M	TRN M2F
ALLENWOOD LOW FCI		4	ALDERSON FPC	6		ALICEVILLE FCL	67	
ALLENWOOD MED FCI		4	ASHLAND FCI		4	ATLANTA USP		3
ALLENWOOD USP		11	BECKLEY FCI		5	BENNETTSVILLE FCI		5
CANAAN USP		7	BIG SANDY USP		5	COLEMAN I USP		16
DANBURY FCI	1	11	BUTNER FMC		2	COLEMAN II USP		70
DEVENS FMC		19	BUTNER LOW FCI		4	COLEMAN LOW FCI		5
ELKTON FCI		16	BUTNER MED FCI	1	15	COLEMAN MED FCI		6
FAIRTON FCI		15	BUTNER MED II FCI		14	EDGEFIELD FCI		8
FORT DIX FCI	1	12	CUMBERLAND FCI		5	JESUP FCI		15
LEWISBURG USP		10	GILMER FCI		9	MARIANNA FCI	8	32
LORETTO FCI		8	HAZELTON FCI	29	2	MIAMI FCI		1
MCKEAN FCI		4	HAZELTON USP		9	MIAMI FDC	3	
OTISVILLE FCI		1	LEE USP		8	TALLADEGA FCI		9
PHILADELPHIA FDC	3		LEXINGTON FMC	1	6	TALLAHASSEE FCI	96	1
SCHUYLKILL FCI		6	MANCHESTER FCI		1	WILLIAMSBURG FCI		5
			MCCREARY USP		3	YAZOO CITY FCI		1
			MCDOWELL FCI		4	YAZOO CITY MED FCI		4
			MEMPHIS FCI		10			
			PETERSBURG FCI		3			
			PETERSBURG MED FCI		54			

Transgender Inmate Report

Data current as of: October 29, 2022

Location by Region Total Institutions with Transgender Inmates: 101

NCR		SCR		WXR	
TRN F2M	TRN M2F	TRN F2M	TRN M2F	TRN F2M	TRN M2F
ENGLEWOOD FCI	13	BASTROP FCI	5	ATWATER USP	20
FLORENCE ADMAX USP	2	BEAUMONT LOW FCI	7	DUBLIN FCI	46
FLORENCE FCI	5	BEAUMONT USP	10	HONOLULU FDC	1
FLORENCE HIGH USP	10	BIG SPRING FCI	7	LOMPOC FCI	1
GREENVILLE FCI	7	BRYAN FPC	10	LOMPOC USP	4
LEAVENWORTH USP	4	CARSWELL FMC	49	LOS ANGELES MDC	1
MARION USP	29	EL RENO FCI	1	MENDOTA MED FCI	1
MILAN FCI	9	FORREST CITY FCI	3	PHOENIX FCI	4
PEKIN FCI	15	FORREST CITY MED FCI	5	SAFFORD FCI	2
ROCHESTER FMC	1	FORT WORTH FMC	7	SEATAC FDC	6 1 1
SANDSTONE FCI	2	HOUSTON FDC	3	SHERIDAN FCI	7
SPRINGFIELD USMCFP	7	LA TUNA FCI	6	TERMINAL ISL FCI	10
TERRE HAUTE USP	84	OAKDALE FCI	3	TUCSON FCI	2
THOMSON ADMIN USP	44	OAKDALE FDC	12	TUCSON USP	124
WASECA FCI	30	POLLOCK USP	1	VICTORVILLE MED FCI	2 2
		SEAGOVILLE FCI	34	VICTORVILLE USP	6
		TEXARKANA FCI	10		
		THREE RIVERS FCI	3		